



**Lampiran ( objek yang diamati )**



Lampiran 1 foto penelitian



Lampiran 2 foto produk



Lampiran 3 foto produk

## Lampiran 4 Data Produksi Tahun 2016

Tahun 2016						
Bulan	Sandal Slop		Keterangan	Sandal Gunung		Keterangan
	Permintaan (Box @12 unit pasang )	Realisasi (Box @12 unit pasang )		Permintaan (Box @12 unit pasang )	Realisasi (Box @12 unit pasang )	
Jan 16	400	400	Terpenuhi	460	410	Tidak Terpenuhi
Feb 16	408	408	Terpenuhi	500	450	Tidak Terpenuhi
Mar 16	440	400	Tidak Terpenuhi	475	450	Tidak Terpenuhi
Aprl 16	440	440	Terpenuhi	495	455	Tidak Terpenuhi
Mei 16	400	385	Tidak Terpenuhi	460	455	Tidak Terpenuhi
Juni 16	400	390	Tidak Terpenuhi	520	490	Tidak Terpenuhi
Juli 16	360	360	Terpenuhi	400	400	Terpenuhi
Agst 16	460	440	Tidak Terpenuhi	490	450	Tidak Terpenuhi
Sep 16	420	400	Tidak Terpenuhi	475	475	Terpenuhi
Okt 16	430	415	Tidak Terpenuhi	480	470	Tidak Terpenuhi
Nov 16	420	400	Tidak Terpenuhi	455	420	Tidak Terpenuhi
Des 16	390	390	Terpenuhi	480	455	Tidak Terpenuhi
Jumlah	4968	4828	Selisih -140	5690	5380	Selisih -310
Rata-Rata	414	402	-	474	448	-

## Lampiran 5 Data Produksi Tahun 2015

Tahun 2015						
Bulan	Sandal Slop		Keterangan	Sandal Gunung		Keterangan
	Permintaan (Box @12 unit pasang )	Realisasi (Box @12 unit pasang )		Permintaan (Box @12 unit pasang )	Realisasi (Box @12 unit pasang )	
Jan 15	440	425	Tidak Terpenuhi	500	500	Terpenuhi
Feb 15	400	390	Tidak Terpenuhi	480	440	Tidak Terpenuhi
Mar 15	490	450	Tidak Terpenuhi	490	475	Tidak Terpenuhi
Aprl 15	450	430	Tidak Terpenuhi	500	475	Tidak Terpenuhi
Mei 15	390	390	Terpenuhi	450	410	Tidak Terpenuhi
Juni 15	450	425	Tidak Terpenuhi	480	475	Tidak Terpenuhi
Juli 15	400	400	Terpenuhi	425	420	Tidak Terpenuhi
Agst 15	450	425	Tidak Terpenuhi	480	450	Tidak Terpenuhi
Sep 15	430	425	Tidak Terpenuhi	495	475	Tidak Terpenuhi
Okt 15	465	450	Tidak Terpenuhi	495	495	Terpenuhi
Nov 15	450	420	Tidak Terpenuhi	500	480	Tidak Terpenuhi
Des 15	420	420	Terpenuhi	510	470	Tidak Terpenuhi
Jumlah	5235	5050	Selisih -185	5805	5565	Selisih -240
Rata- Rata	436	421	-	484	464	-

### Ekspponential Smoothing Solution

	Demand(y)	Forecast	Error	Cum error	Cum abs error	Cum Abs	MAD	Track Signal
January	490							
February	460	490	-30	-30	30	30	30	-1
March	500	463	37	7	37	67	33.5	.209
April	390	496.3	-106.3	-99.3	106.3	173.3	57.767	-1.719
May	450	400.63	49.37	-49.93	49.37	222.67	55.668	-.897
June	350	445.063	-95.063	-144.993	95.063	317.733	63.547	-2.282
July	460	359.506	100.494	-44.499	100.494	418.227	69.704	-.638
August	450	449.951	.049	-44.45	.049	418.276	59.754	-.744
September	410	449.995	-39.995	-84.445	39.995	458.271	57.284	-1.474
October	440	414	26.0	-58.444	26.0	484.272	53.808	-1.086
November	455	437.4	17.6	-40.844	17.6	501.872	50.187	-.814
December	410	453.24	-43.24	-84.084	43.24	545.112	49.556	-1.697

### Lampiran 6 Tracking Signal Sandal Gunung ES

### Ekspponential Smoothing With Trend Solution

	Demand(y)	Forecast	Error	Cum error	Cum abs error	Cum Abs	MAD	Track Signal
January	490							
February	460	490	-30	-30	30	30	30	-1
March	500	466.6	33.4	3.4	33.4	63.4	31.7	.107
April	390	490.06	-100.06	-96.66	100.06	163.46	54.487	-1.774
May	450	412.618	37.382	-59.278	37.382	200.842	50.211	-1.181
June	350	433.663	-83.663	-142.941	83.663	284.505	56.901	-2.512
July	460	364.496	95.504	-47.437	95.504	380.009	63.335	-.749
August	450	428.32	21.68	-25.757	21.68	401.689	57.384	-.449
September	410	444.093	-34.093	-59.851	34.093	435.782	54.473	-1.099
October	440	418.373	21.627	-38.224	21.627	457.409	50.823	-.752
November	455	433.064	21.936	-16.288	21.936	479.345	47.934	-.34
December	410	450.126	-40.126	-56.414	40.126	519.471	47.225	-1.195

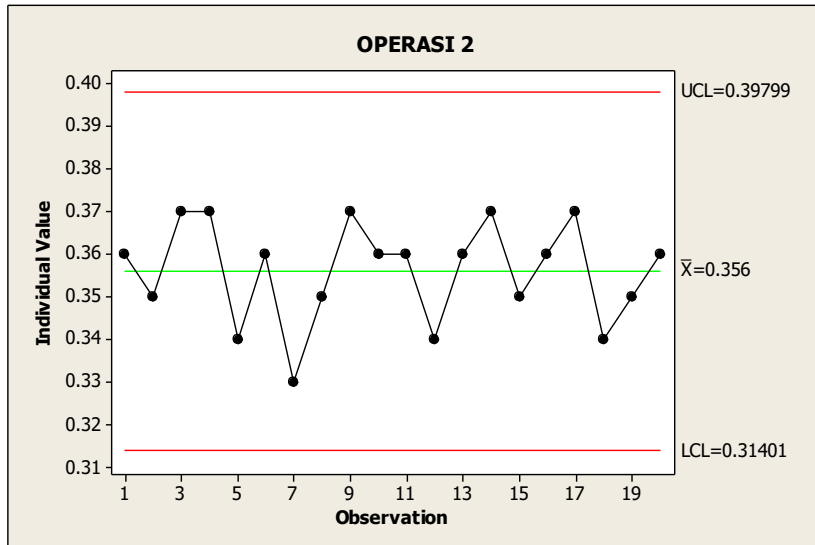
## Lampiran 7 Tacking Signal Sandal Gunung ESWT

Eksponential Smoothing Solution								
	Demand(y)	Forecast	Error	Cum error	Cum abs error	Cum Abs	MAD	Track Signal
January	420							
February	370	420	-50	-50	50	50	50	-1
March	390	375	15	-35	15	65	32.5	-1.077
April	320	388.5	-68.5	-103.5	68.5	133.5	44.5	-2.326
May	370	326.85	43.15	-60.35	43.15	176.65	44.163	-1.367
June	320	365.685	-45.685	-106.035	45.685	222.335	44.467	-2.385
July	390	324.569	65.431	-40.604	65.431	287.767	47.961	-0.847
August	370	383.457	-13.457	-54.06	13.457	301.223	43.032	-1.256
September	370	371.346	-1.346	-55.406	1.346	302.569	37.821	-1.465
October	350	370.135	-20.135	-75.541	20.135	322.704	35.856	-2.107
November	390	352.014	37.987	-37.554	37.987	360.69	36.069	-1.041
December	385	386.201	-1.201	-38.755	1.201	361.892	32.899	-1.178

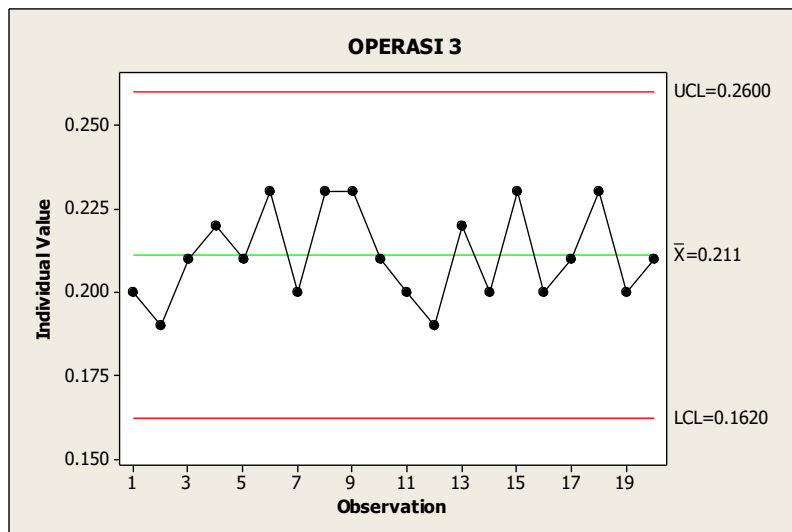
## Lampiran 8 Tracking Signal Sandal Slop ES

Eksponential Smoothing With Trend Solution								
	Demand(y)	Forecast	Error	Cum error	Cum abs error	Cum Abs	MAD	Track Signal
January	420							
February	370	420	-50	-50	50	50	50	-1
March	390	381	9	-41	9	59	29.5	-1.39
April	320	383.7	-63.7	-104.7	63.7	122.7	40.9	-2.56
May	370	330.99	39.01	-65.69	39.01	161.71	40.428	-1.625
June	320	353.253	-33.253	-98.943	33.253	194.963	38.993	-2.537
July	390	323.501	66.499	-32.444	66.499	261.462	43.577	-0.745
August	370	369.14	.86	-31.585	.86	262.322	37.475	-0.843
September	370	370.074	-0.074	-31.659	.074	262.396	32.799	-0.965
October	350	370.322	-20.322	-51.981	20.322	282.718	31.413	-1.655
November	390	354.734	35.266	-16.714	35.266	317.984	31.798	-0.526
December	385	380.717	4.283	-12.431	4.283	322.267	29.297	-0.424

## Lampiran 9 Tracking Signal Sandal Slop ESWT

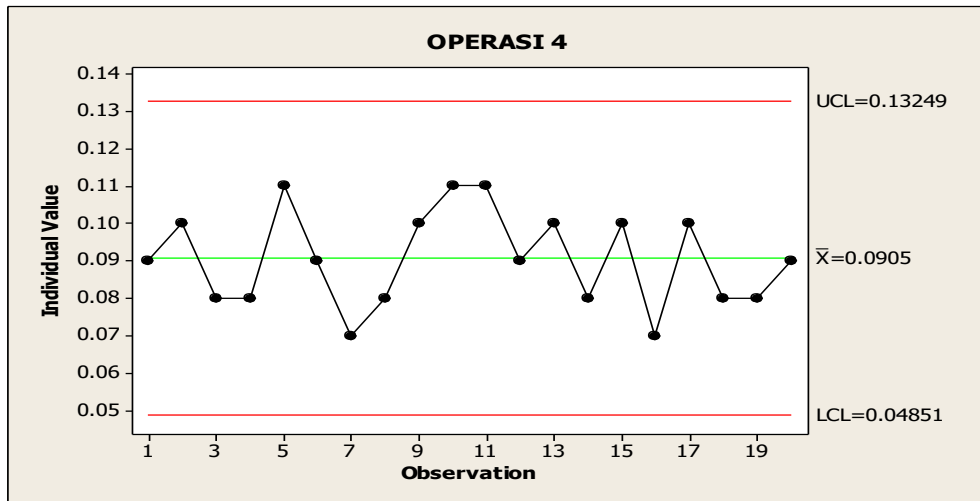


Lampiran 10 Peta Kontrol Sandal Gunung Operasi 2

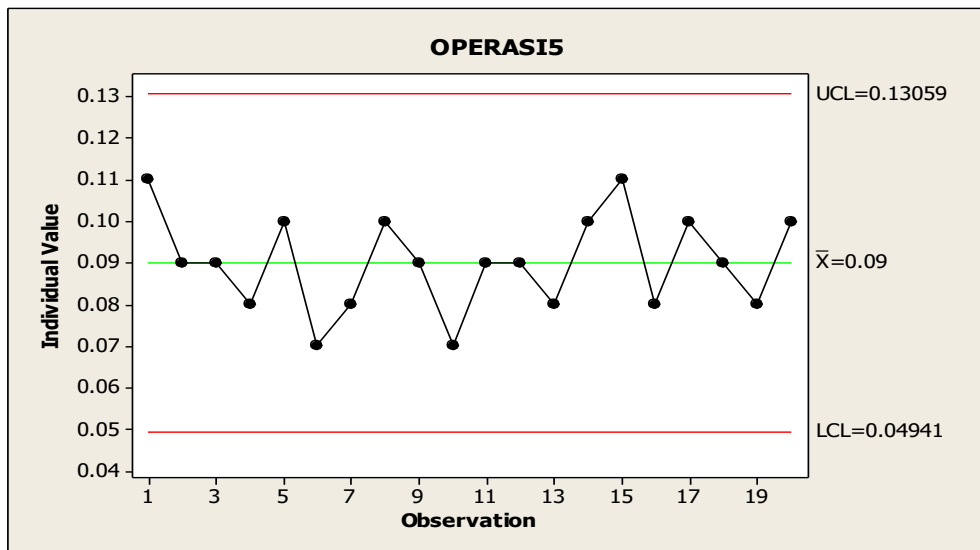


Lampiran 11 Peta Kontrol Sandal Gunung Operasi 3

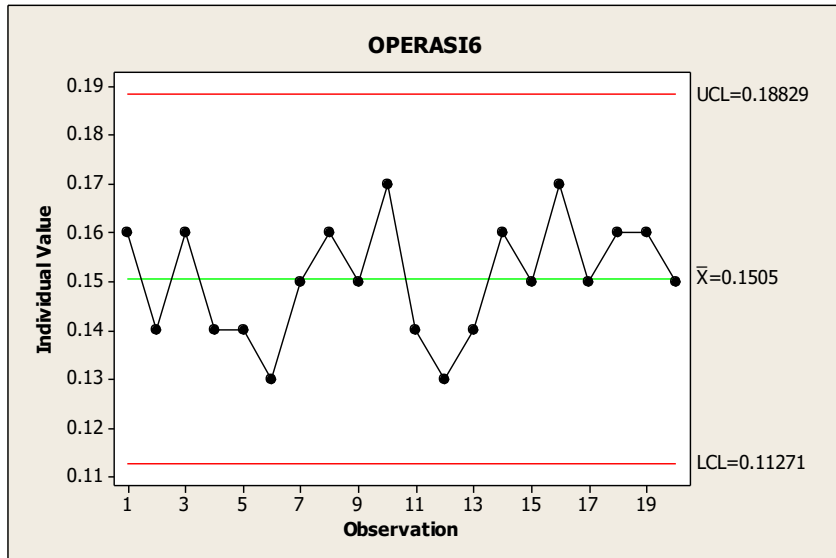




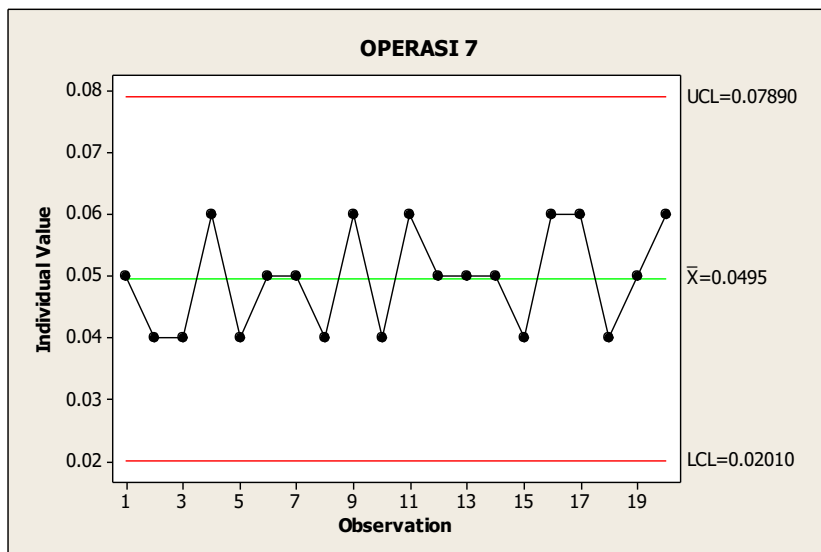
Lampiran 12 Peta Kontrol Sandal Gunung Operasi 4



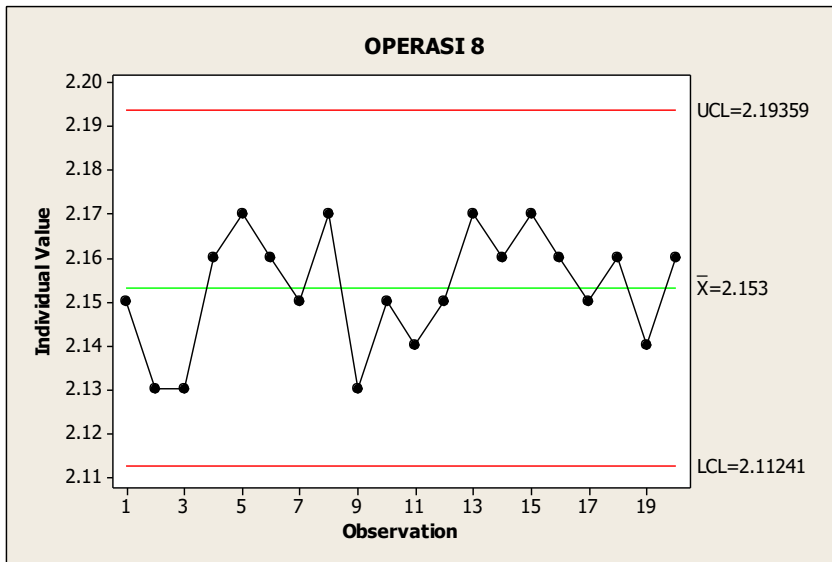
Lampiran 13 Peta Kontrol Sandal Gunung Operasi 5



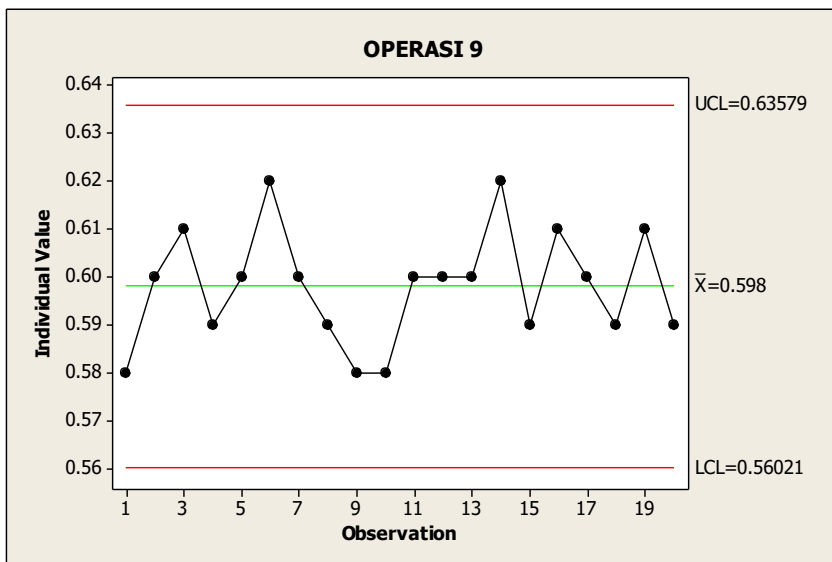
Lampiran 14 Peta Kontrol Sandal Gunung Operasi 6



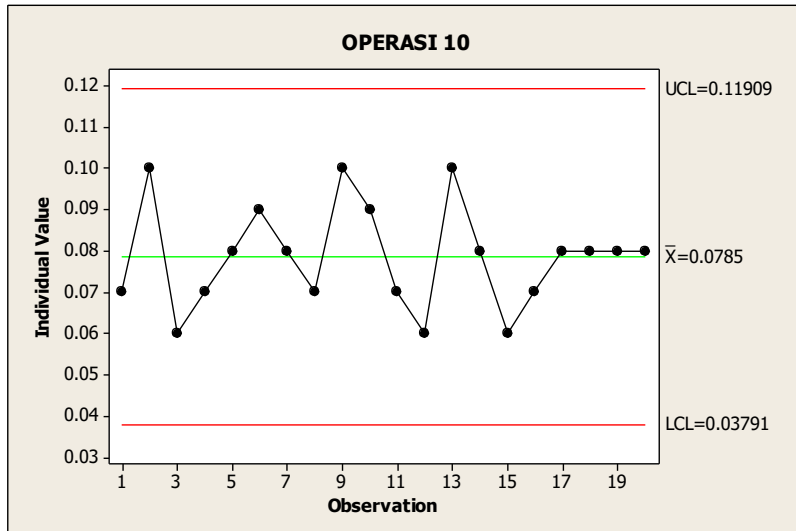
Lampiran 15 Peta Kontrol Sandal Gunung Operasi 7



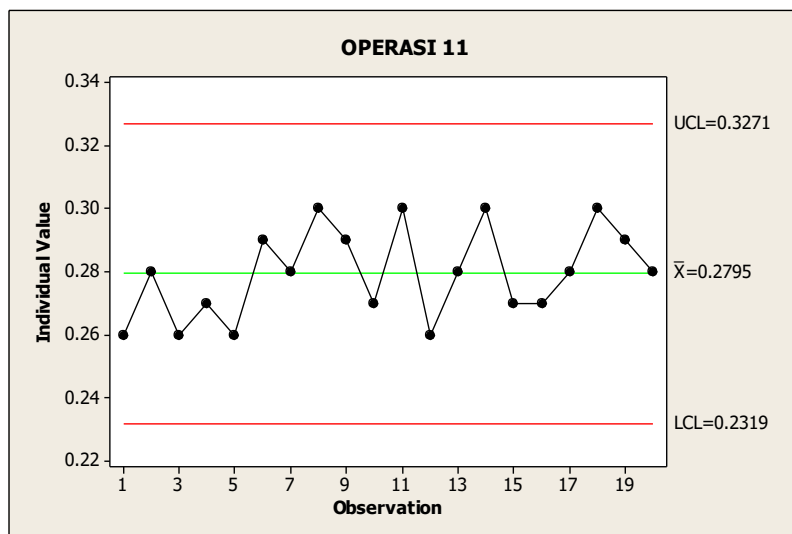
Lampiran 16 Peta Kontrol Sandal Gunung Operasi 8



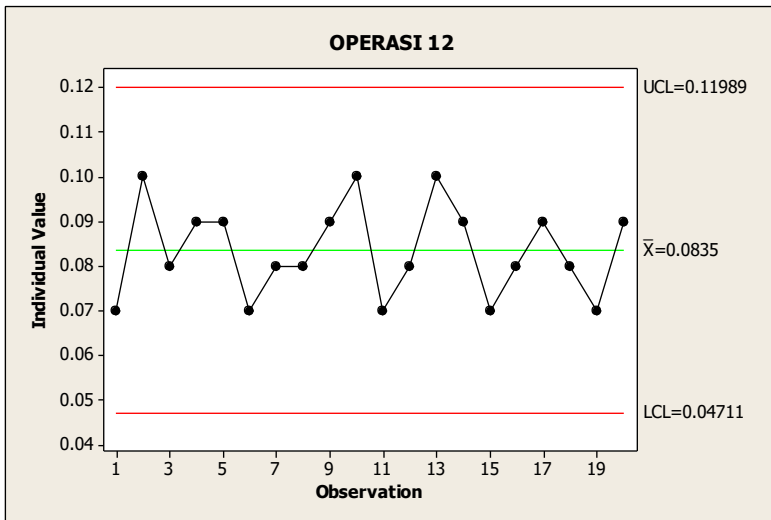
Lampiran 17 Peta Kontrol Sandal Gunung Operasi 9



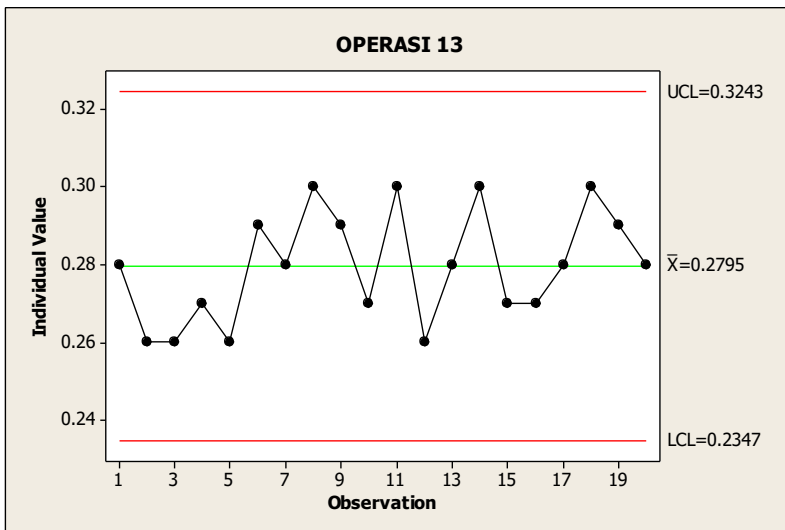
Lampiran 18 Peta Kontrol Sandal Gunung Operasi 10



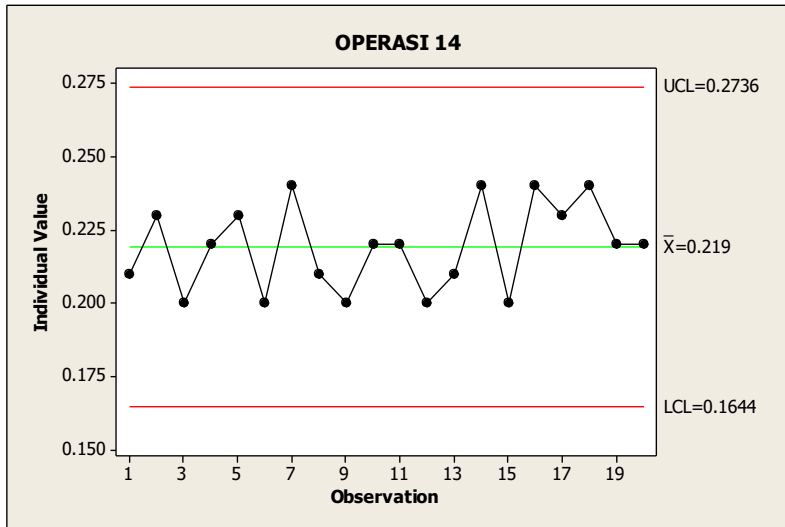
Lampiran 19 Peta Kontrol Sandal Gunung Operasi 11



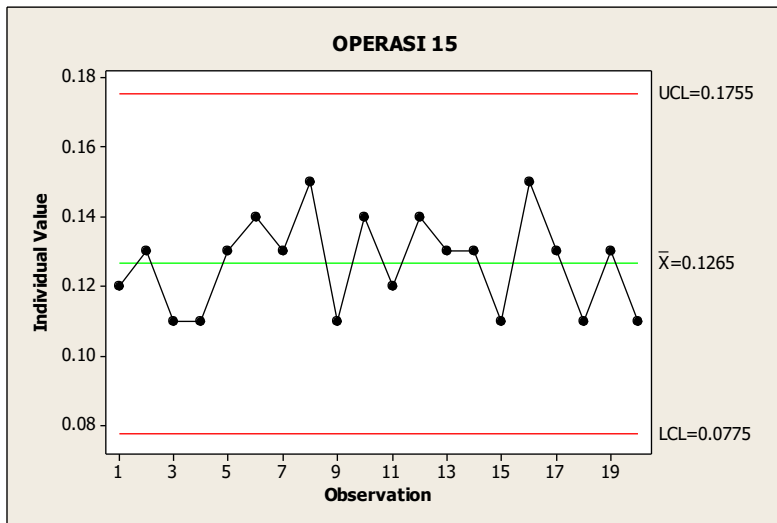
Lampiran 20 Peta Kontrol Sandal Gunung Operasi 12



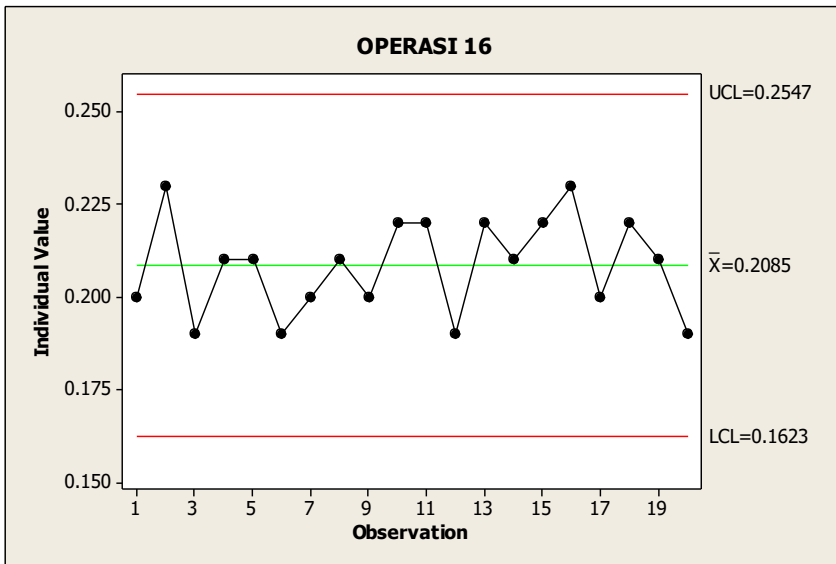
Lampiran 21 Peta Kontrol Sandal Gunung Operasi 13



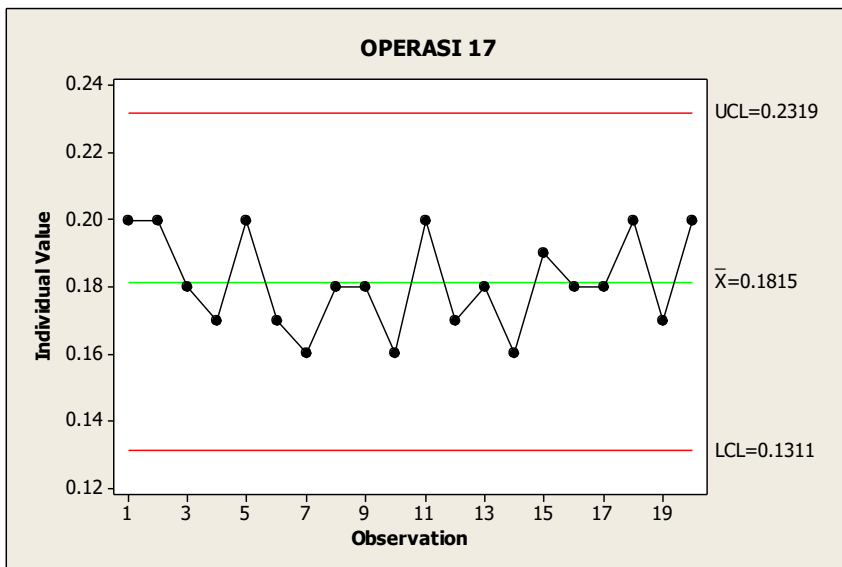
Lampiran 22 Peta Kontrol Sandal Gunung Operasi 14



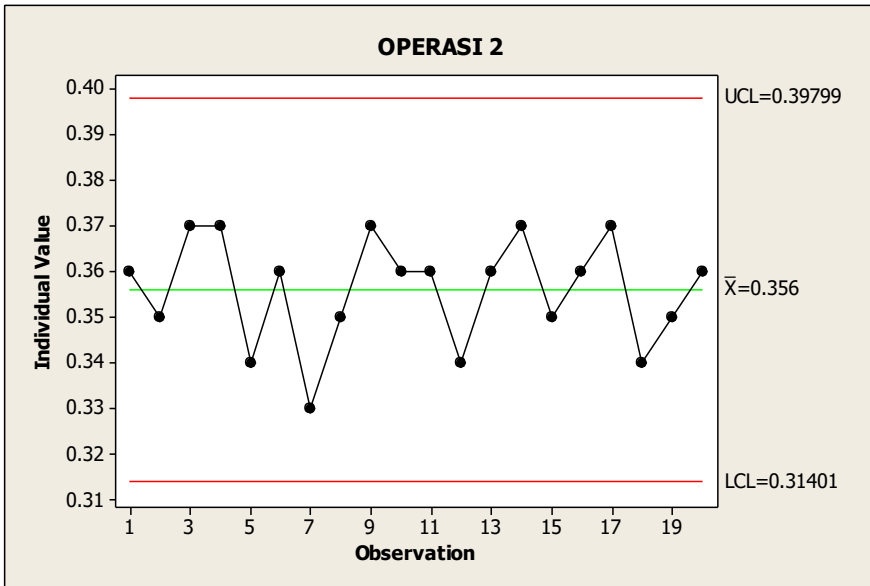
Lampiran 23 Peta Kontrol Sandal Gunung Operasi 15



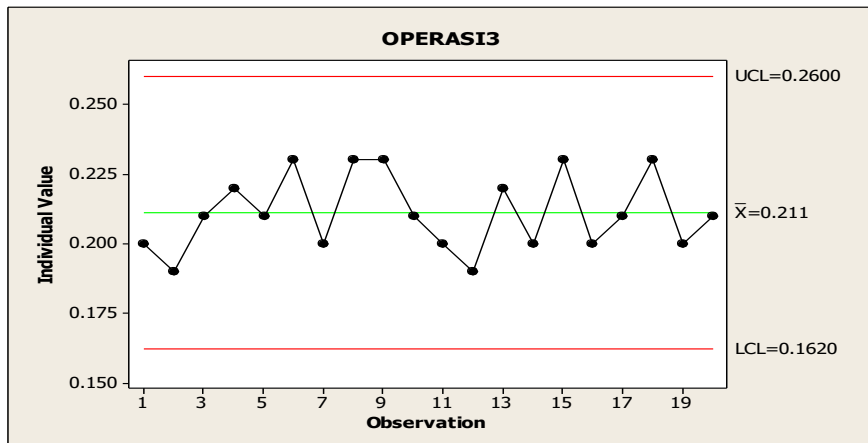
Lampiran 24 Peta Kontrol Sandal Gunung Operasi 16



Lampiran 25 Peta Kontrol Sandal Gunung Operasi 17

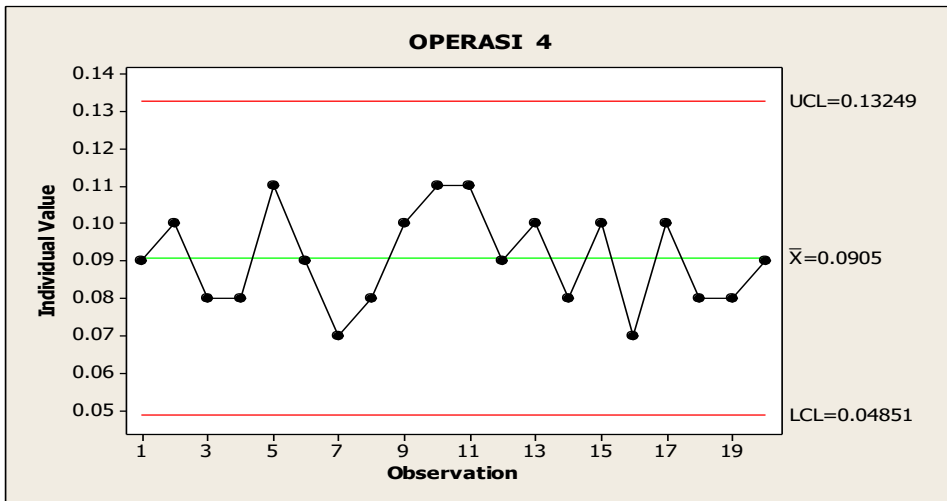


Lampiran 26 Peta Kontrol Sandal Slop Operasi 2

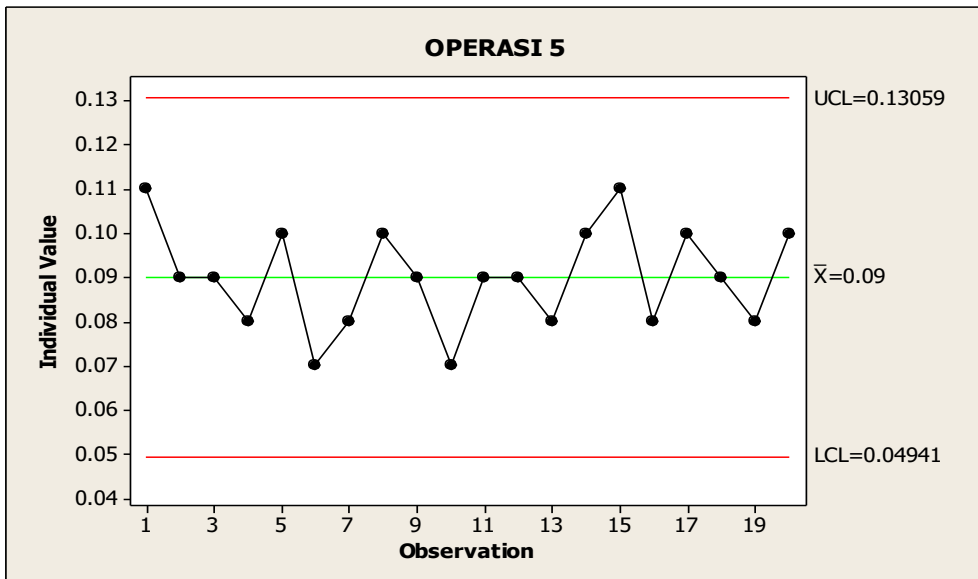


Lampiran 27 Peta Kontrol Sandal Slop Operasi 3

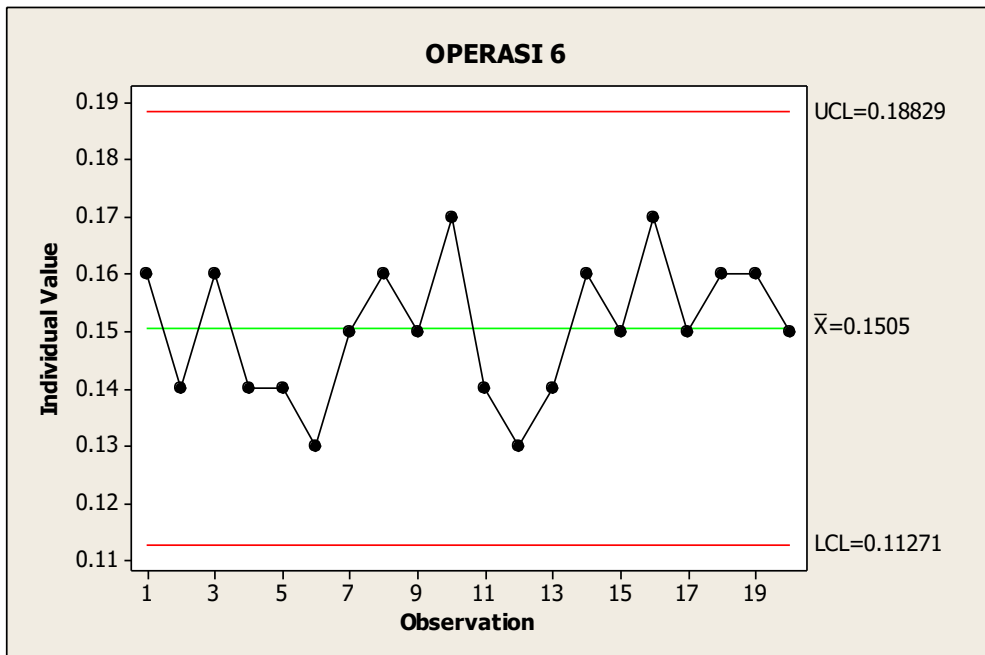




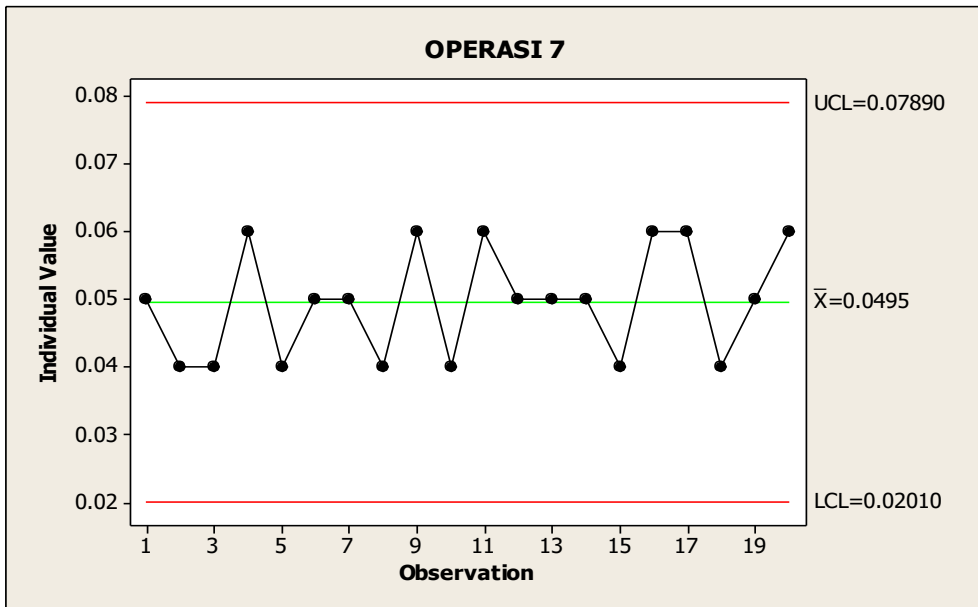
Lampiran 28 Peta Kontrol Sandal Slop Operasi 4



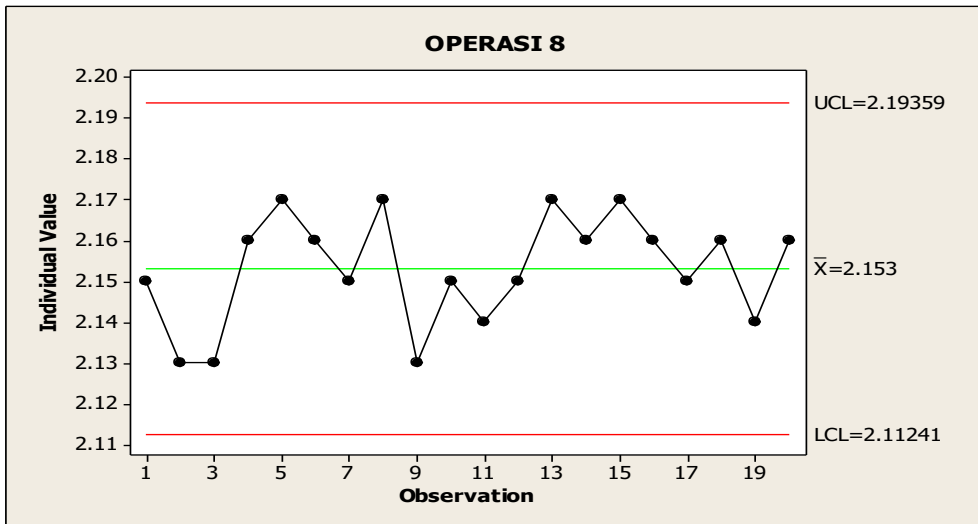
Lampiran 29 Peta Kontrol Sandal Slop Operasi 5



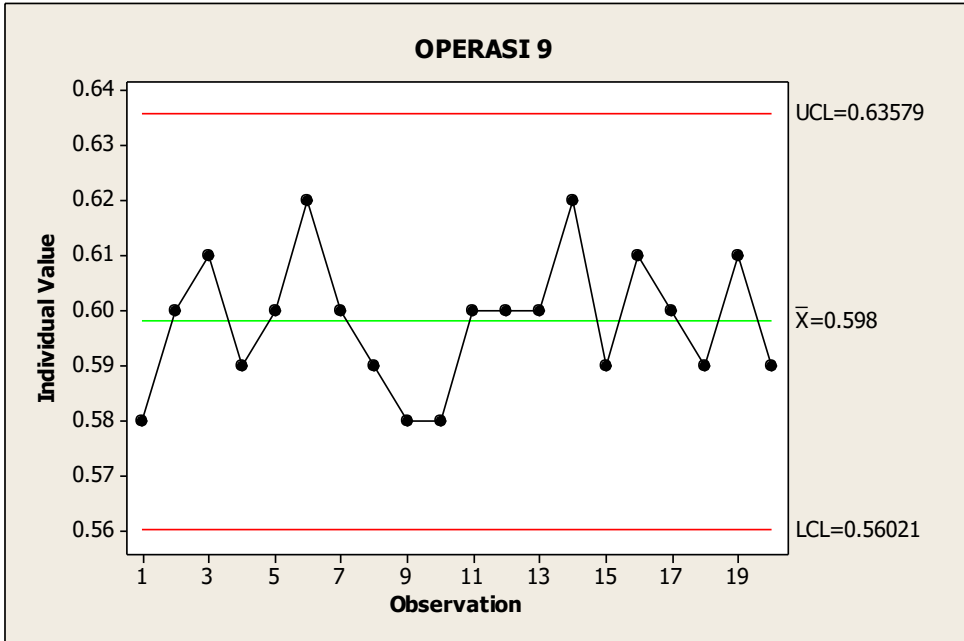
Lampiran 30 Peta Kontrol Sandal Slop Operasi 6



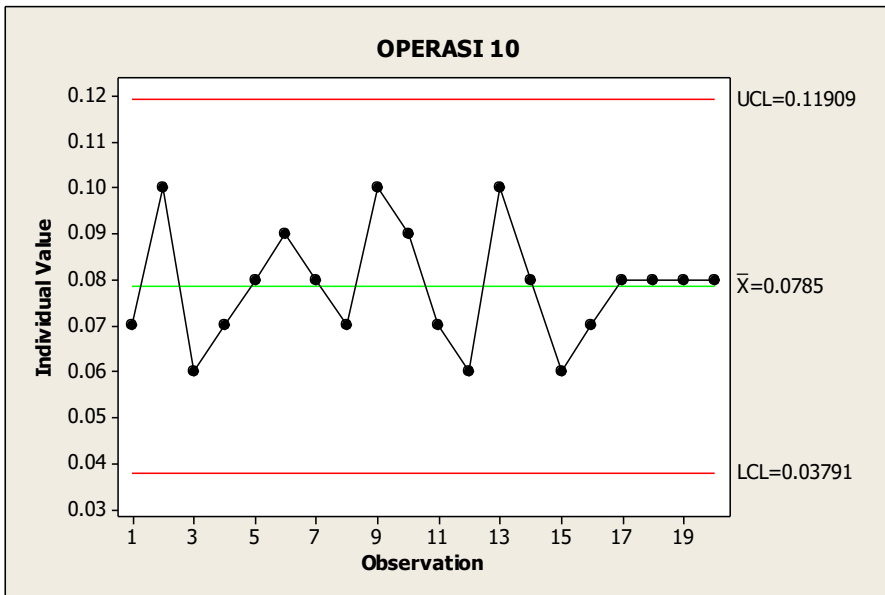
Lampiran 31 Peta Kontrol Sandal Slop Operasi 7



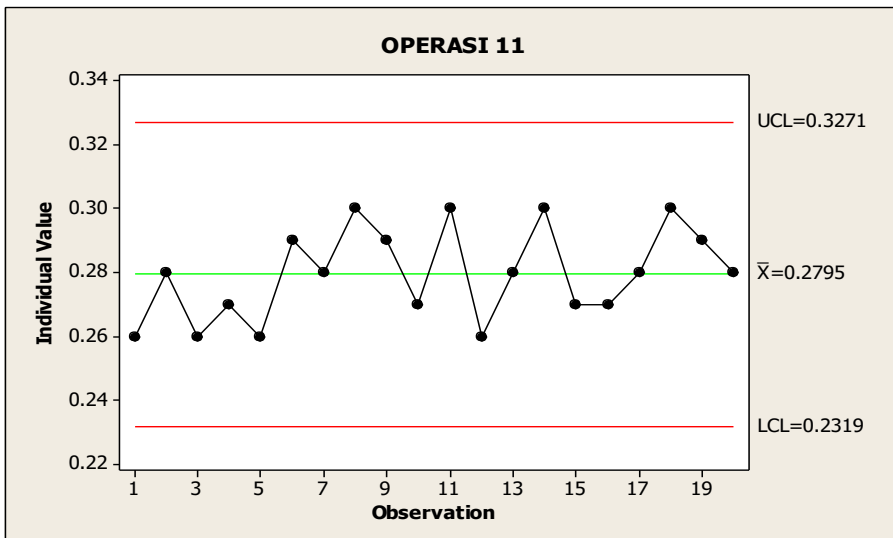
Lampiran 32 Peta Kontrol Sandal Slop Operasi 8



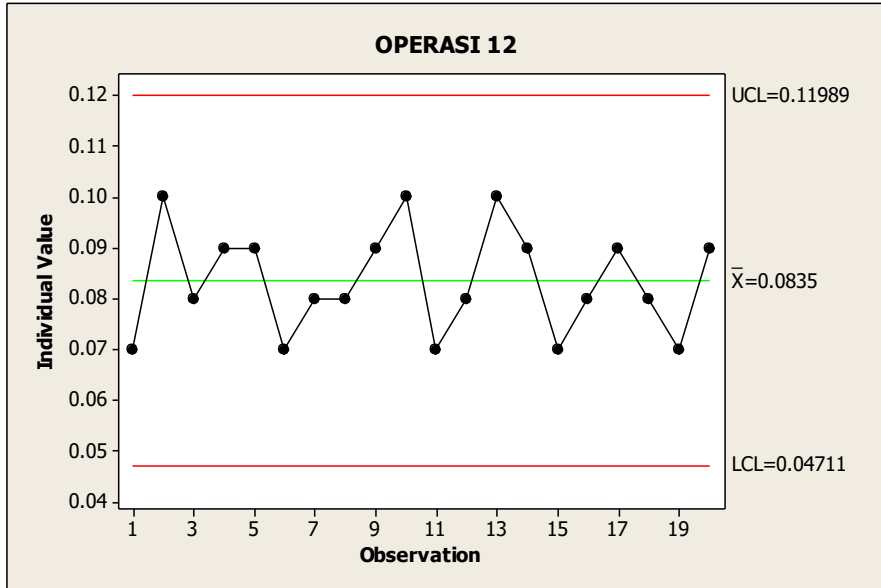
Lampiran 33 Peta Kontrol Sandal Slop Operasi 9



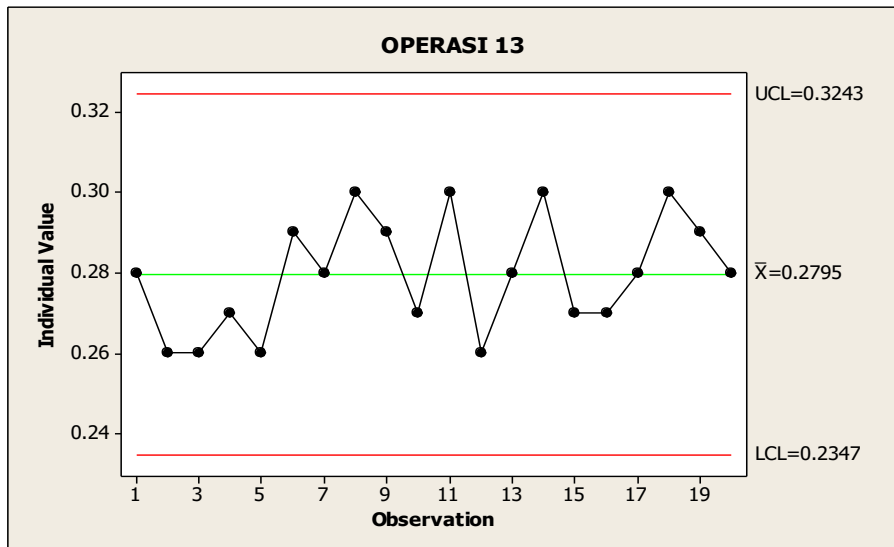
Lampiran 34 Peta Kontrol Sandal Slop Operasi 10



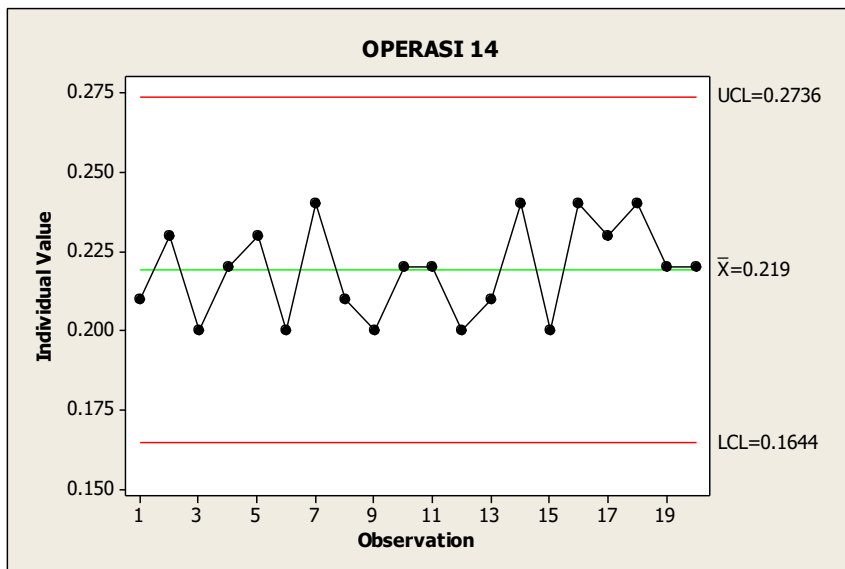
Lampiran 35 Peta Kontrol Sandal Slop Operasi 11



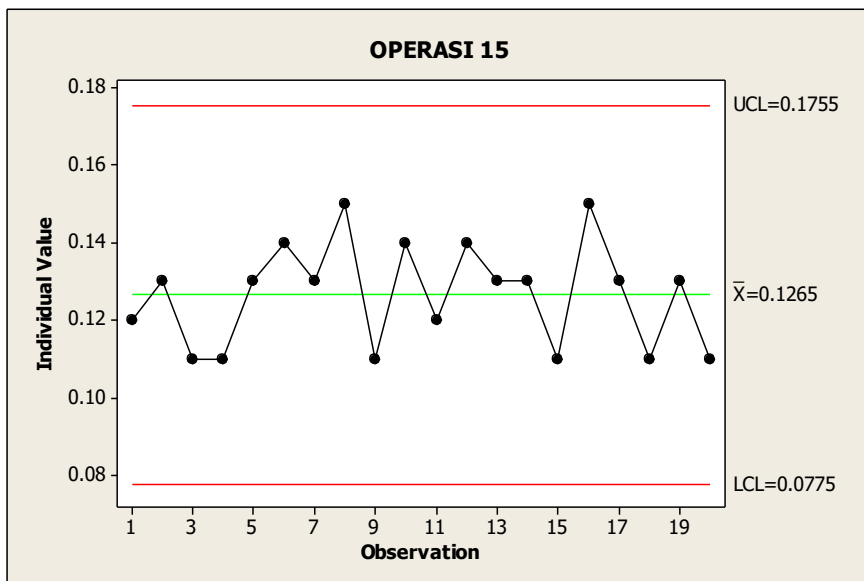
Lampiran 36 Peta Kontrol Sandal Slop Operasi 12



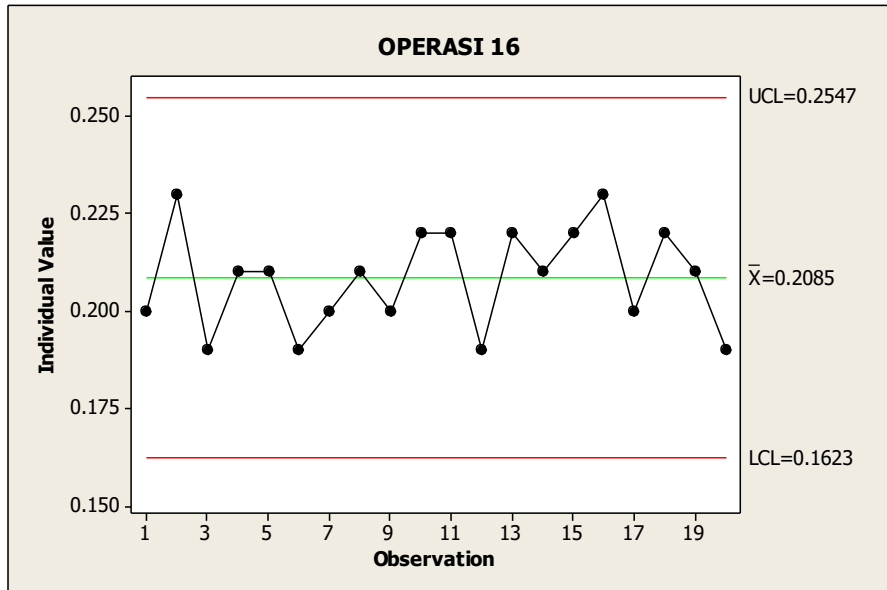
Lampiran 37 Peta Kontrol Sandal Slop Operasi 13



Lampiran 38 Peta Kontrol Sandal Slop Operasi 14

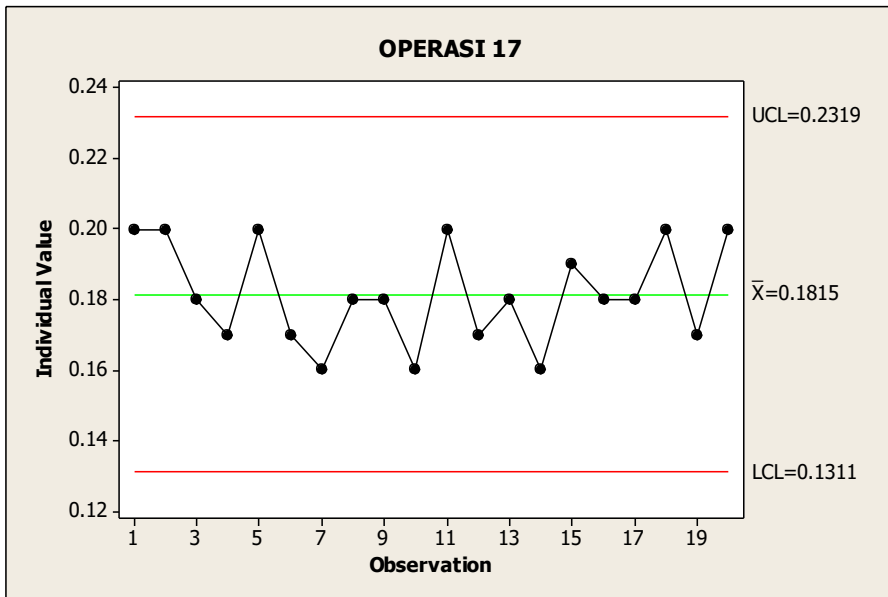


Lampiran 39 Peta Kontrol Sandal Slop Operasi 15



Lampiran 40 Peta Kontrol Sandal Slop Operasi 16





Lampiran 41 Peta Kontrol Sandal Slop Operasi 17

**BIODATA PENELITI**

**Nama** : Ferdi Eka Pratama

**Jenis Kelamin** : Laki-laki

**Tempat dan Tanggal Lahir** : Tuban, 30 April 1996

**Usia** : 22

**Riwayat Pendidikan** : TK Glondonggede  
SDN 1 Glondonggede, Tambakboyo, Tuban.  
SMPN 1 Tambakboyo, Tambakboyo, Tuban.  
SMKN 1 Tambakboyo, Tambakboyo, Tuban.

**Anak ke ( Bersaudara )**: 1 ( 2 Bersaudara )

**Nama Bapak** : Abdul Ghofur

**Nama Ibu** : Rukmiyatun

**Alamat** : Desa Glondonggede, Kecamatan Tambakboyo,  
Kabupaten Tuban.