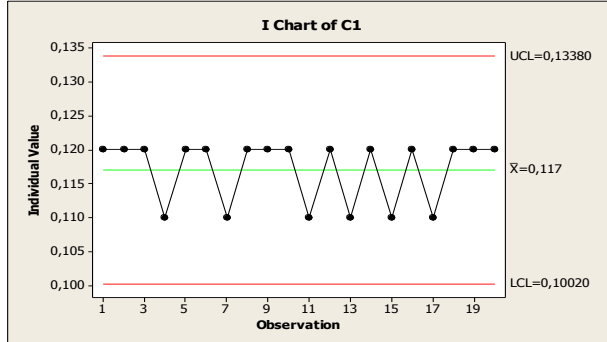
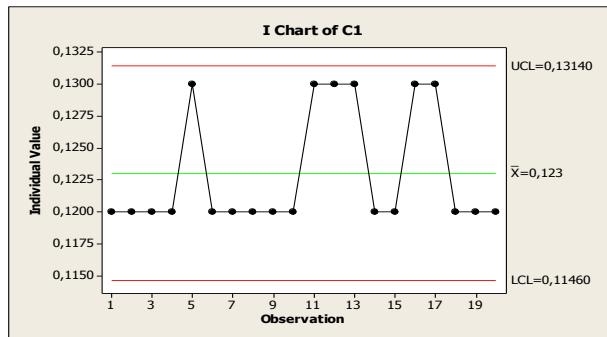


Lampiran

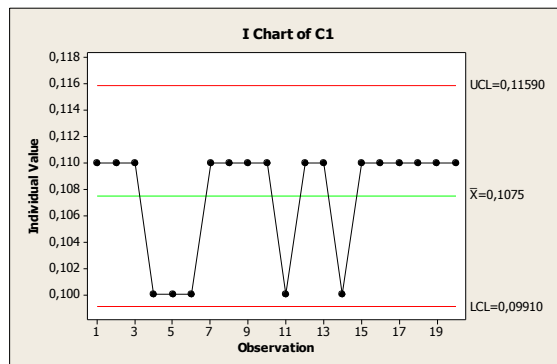
1. Grafik Uji Keseragaman Data Operasi 1



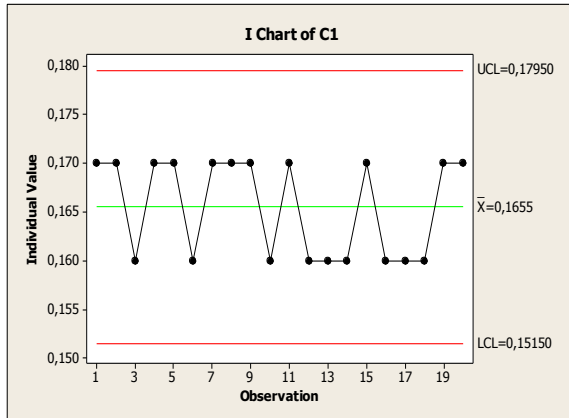
Gambar Uji keseragaman data operasi 1



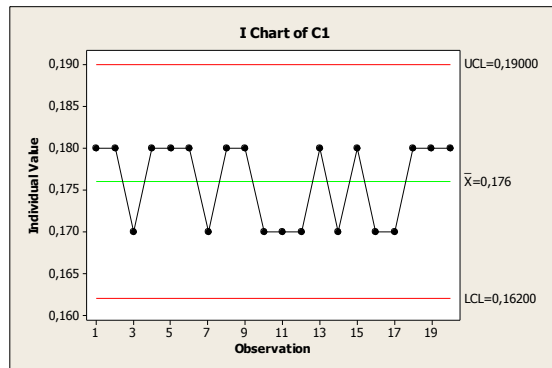
Gambar Grafik Uji Keseragaman Data Pekerja 2



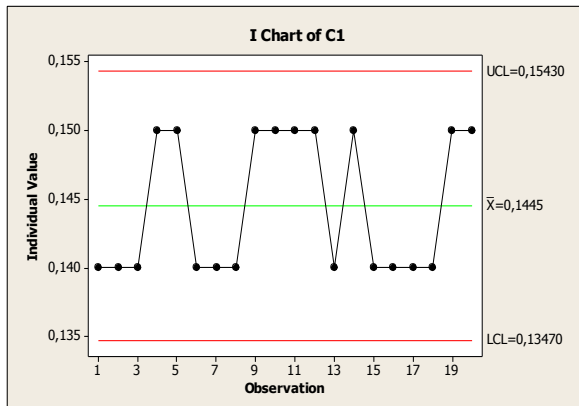
Gambar Grafik Uji Keseragaman Data Pekerja



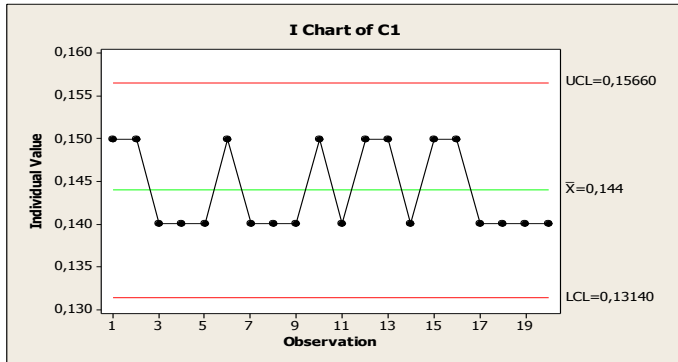
Gambar Grafik Uji Keseragaman Data Pekerja 4



Gambar Grafik Uji Keseragaman Data Pekerja 5

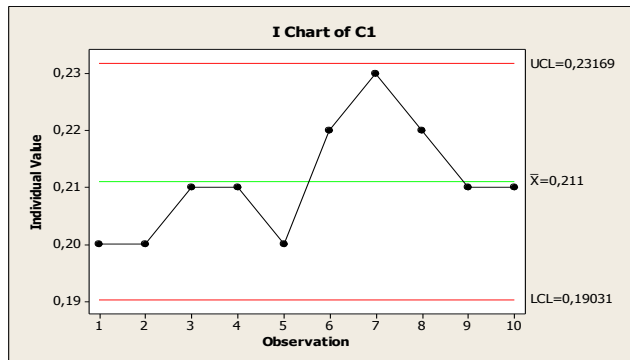


Gambar Grafik Uji Keseragaman Data Pekerja 6

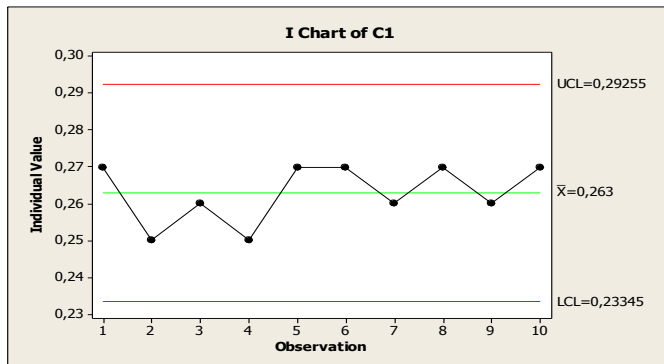


Gambar Grafik Uji Keseragaman Data Pekerja 7

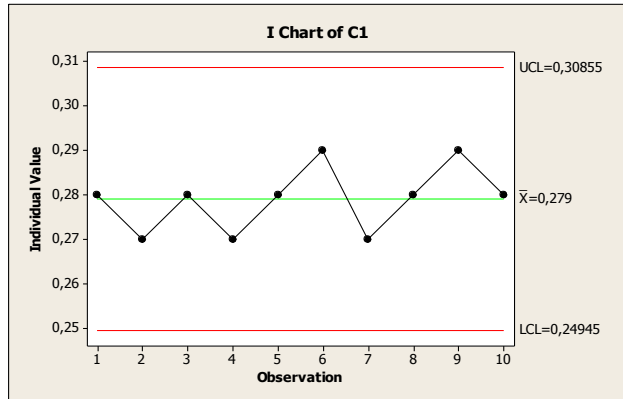
2. Grafik Uji Keseragaman Data Operasi 2



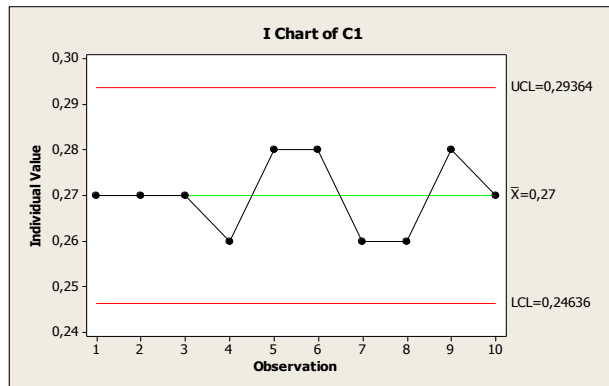
Gambar Grafik Uji Keseragaman Data Pekerja 1



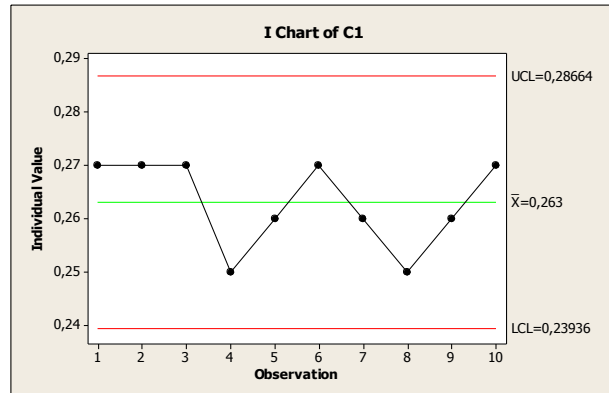
Gambar Grafik Uji Keseragaman Data Pekerja 2



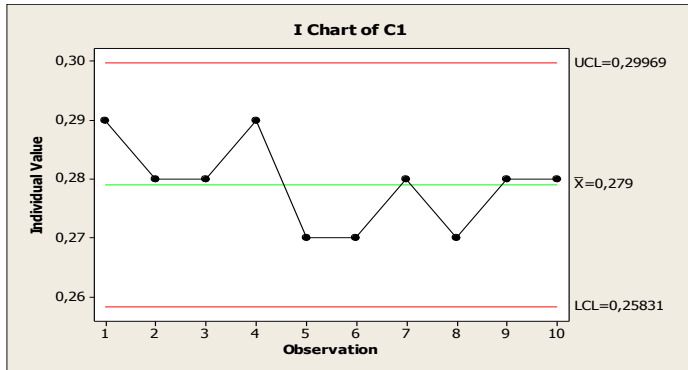
Gambar Grafik Uji Keseragaman Data Pekerja 3



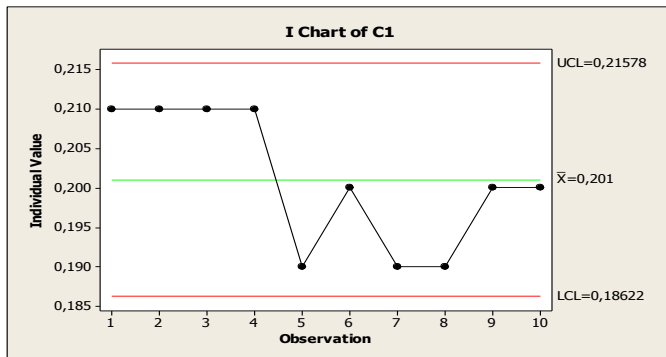
Gambar Grafik Uji Keseragaman Data Pekerja 4



Gambar Grafik Uji Keseragaman Data Pekerja 5

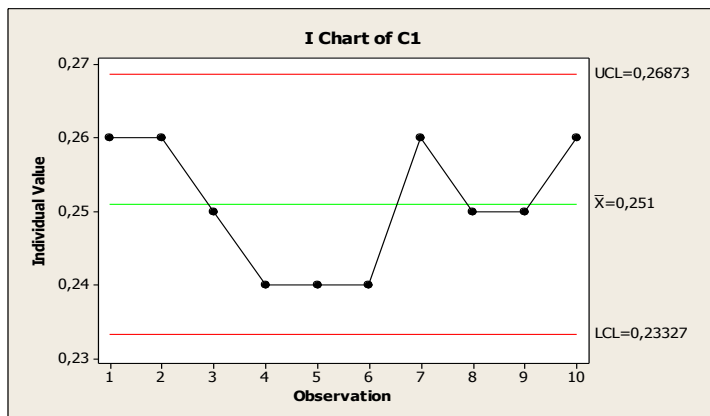


Gambar Grafik Uji Keseragaman Data Pekerja 6

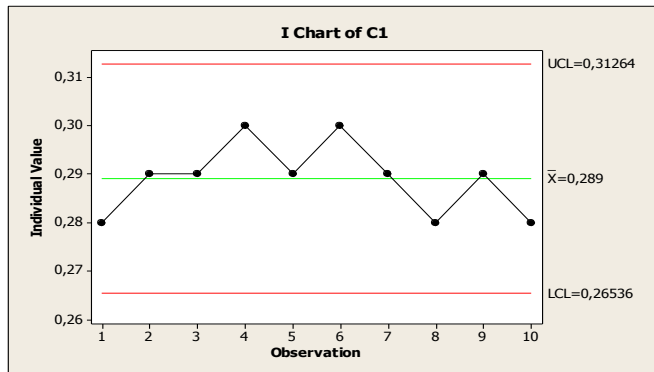


Gambar Grafik Uji Keseragaman Data Pekerja 7

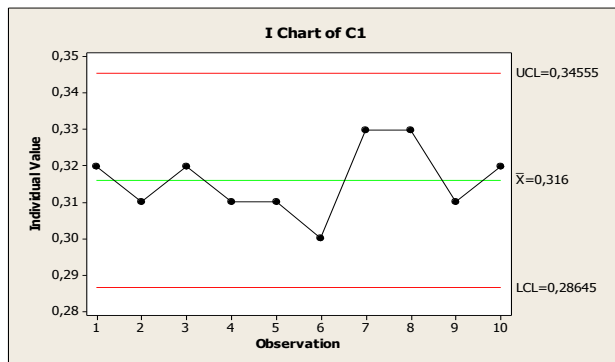
3. Gambar Grafik Uji Keseragaman Data Operasi 3



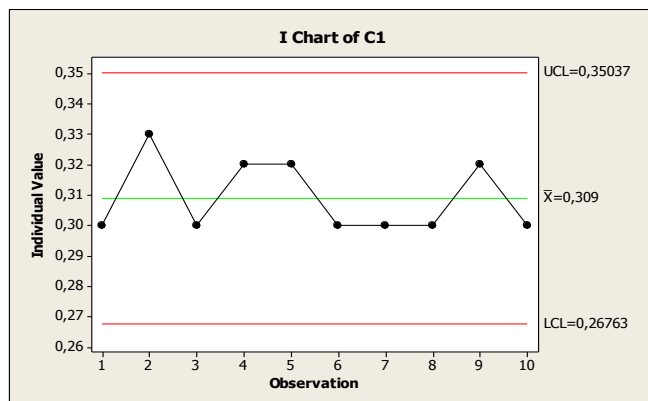
Gambar Grafik Uji Keseragaman Data Pekerja 1



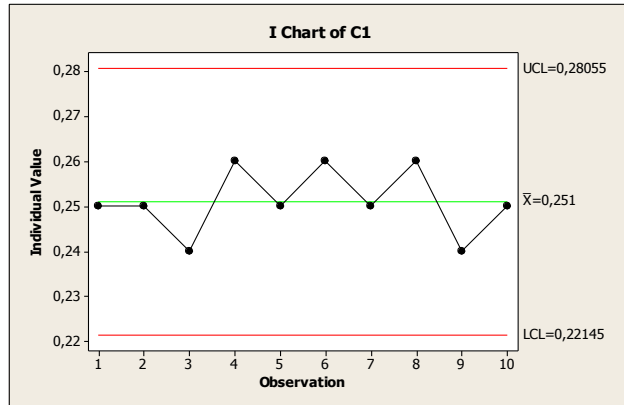
Gambar Grafik Uji Keseragaman Data Pekerja 2



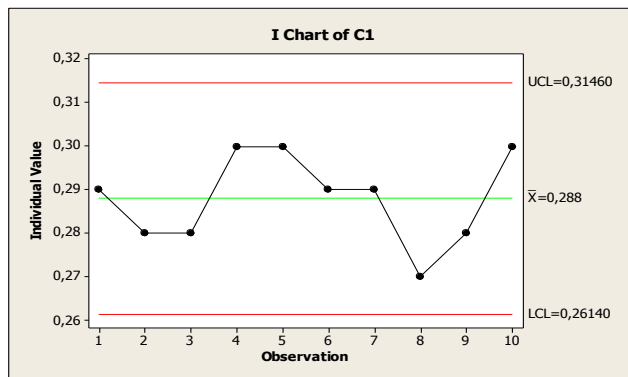
Gambar Grafik Uji Keseragaman Data Pekerja 3



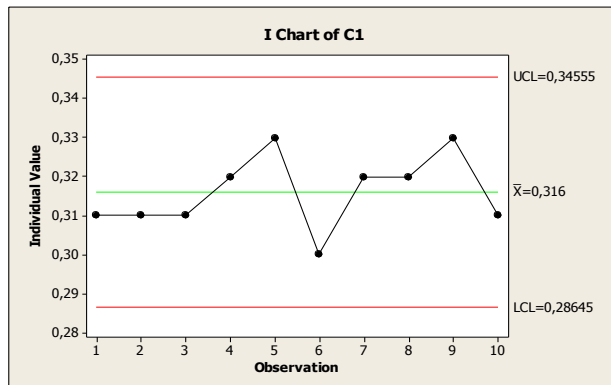
Gambar Grafik Uji Keseragaman Data Pekerja 4



Gambar Grafik Uji Keseragaman Data Pekerja 5

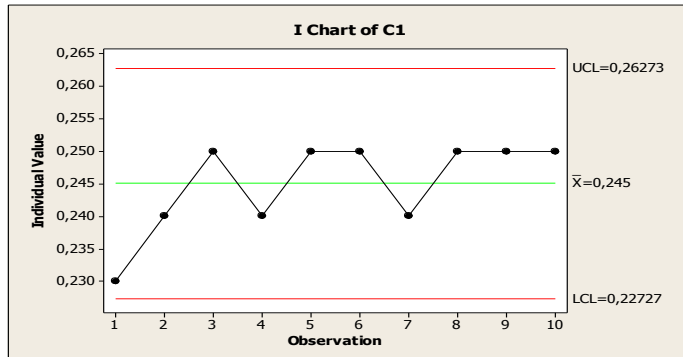


Gambar Grafik Uji Keseragaman 6

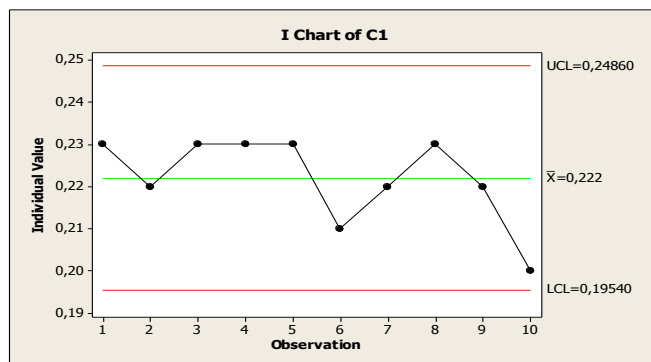


Gambar Grafik Uji Keseragaman Data Pekerja 7

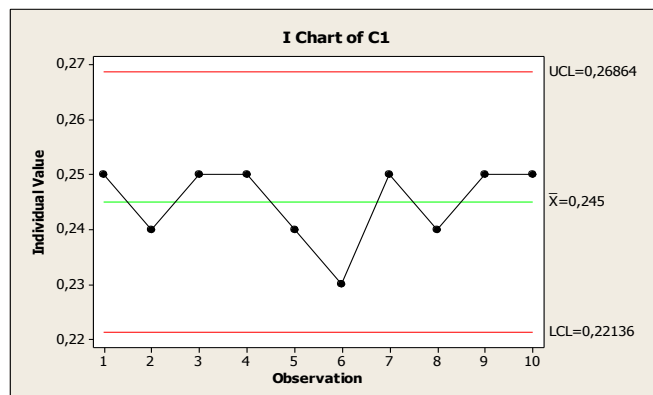
4. Gambar Grafik Uji Keseragaman Data Operasi 4



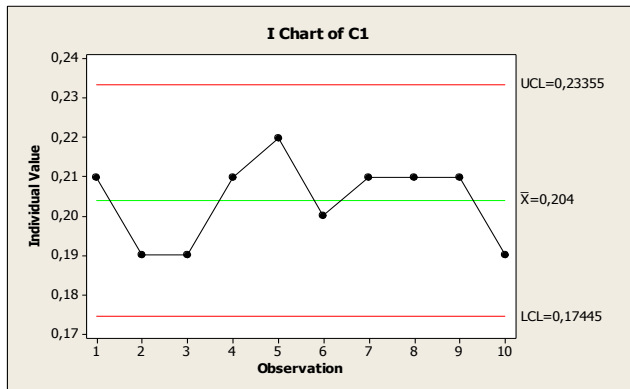
Gambar Grafik Uji Keseragaman Data Pekerja 1



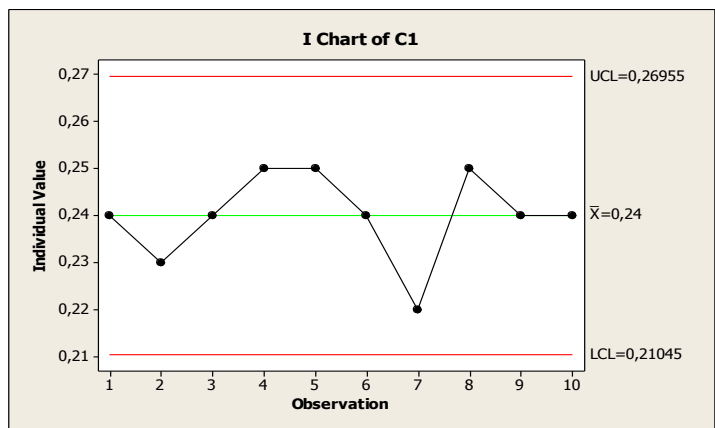
Gambar Grafik Uji Keseragaman Data Pekerja 2



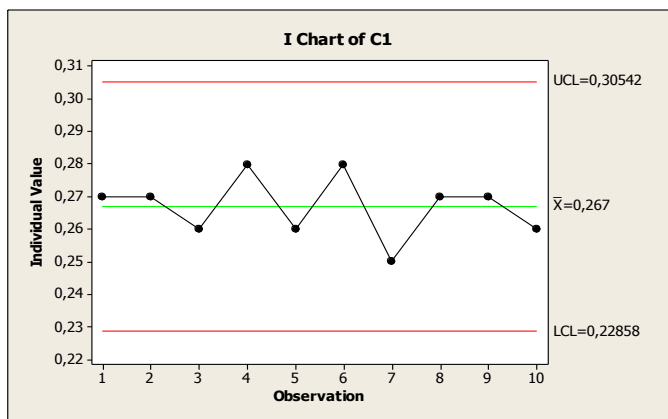
Gambar Grafik Uji Keseragaman Data Pekerja 3



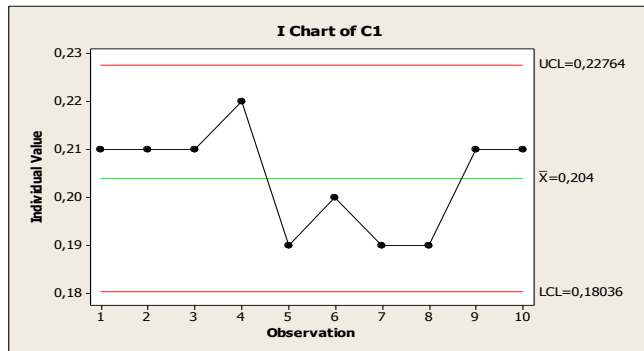
Gambar Grafik Uji Keseragaman Data Pekerja 4



Gambar Grafik Uji Keseragaman Data Pekerja 5

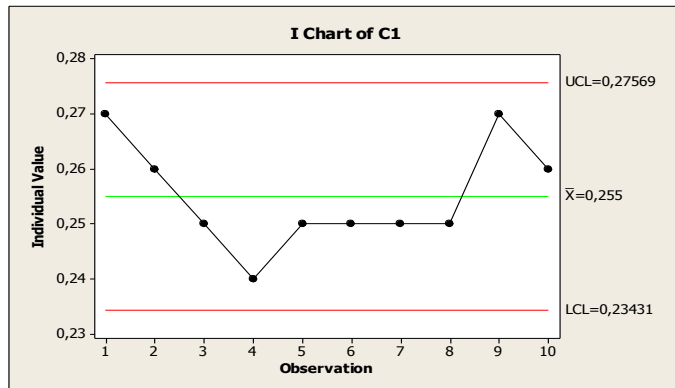


Gambar Grafik Uji Keseragaman Data Pekerja 6

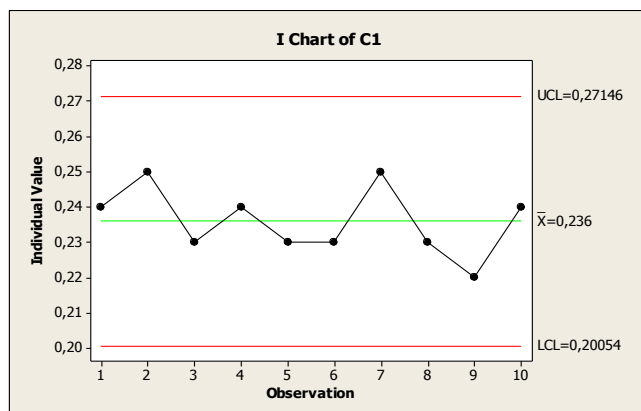


Gambar Grafik Uji Keseragaman Data Pekerja 7

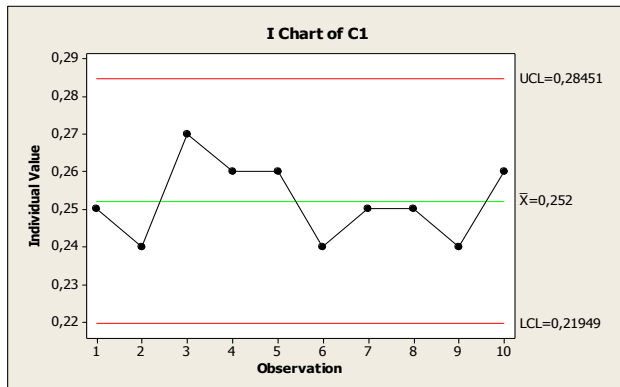
5. Gambar Grafik Uji Keseragaman Data Operasi 5



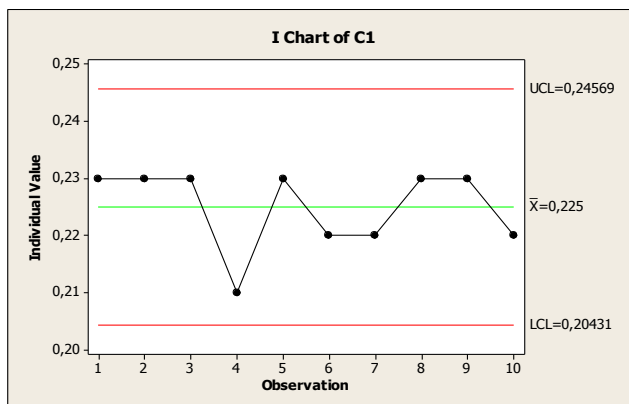
Gambar Grafik Uji Keseragaman Data Pekerja 1



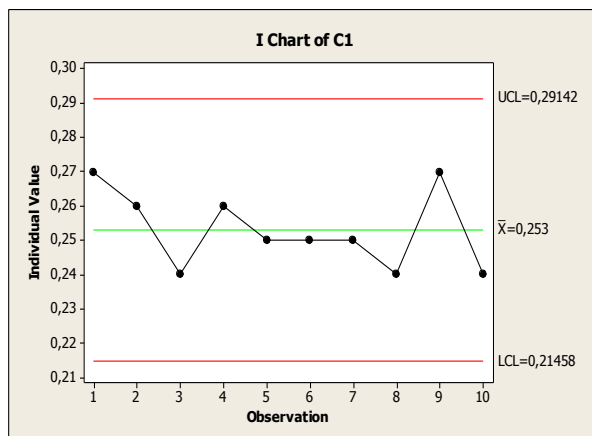
Gambar Grafik Uji Keseragaman Data Pekerja 2



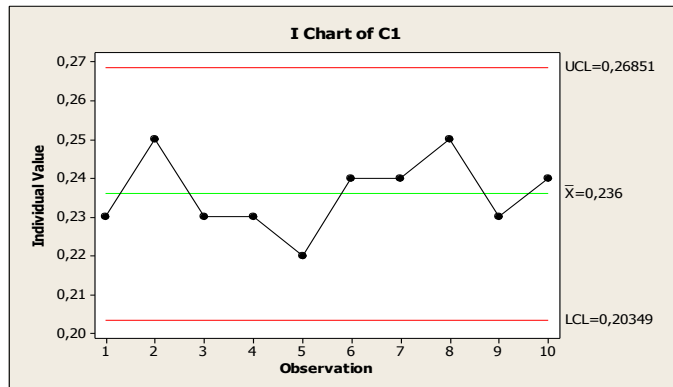
Gambar Grafik Uji Keseragaman Data Pekerja 3



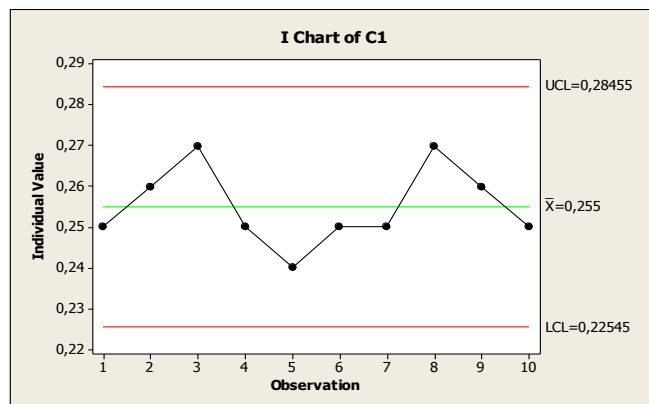
Gambar Grafik Uji Keseragaman Data Pekerja 4



Gambar Grafik Uji Keseragaman Data Pekerja 5

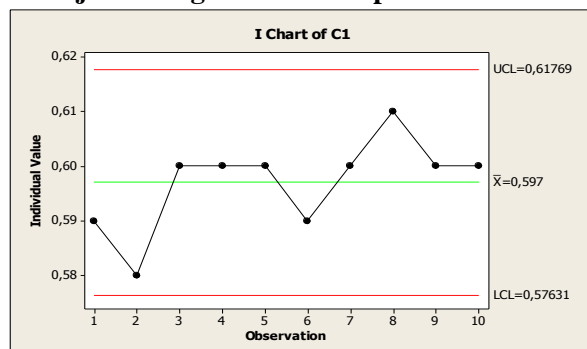


Gambar Grafik Uji Keseragaman Data Pekerja 6

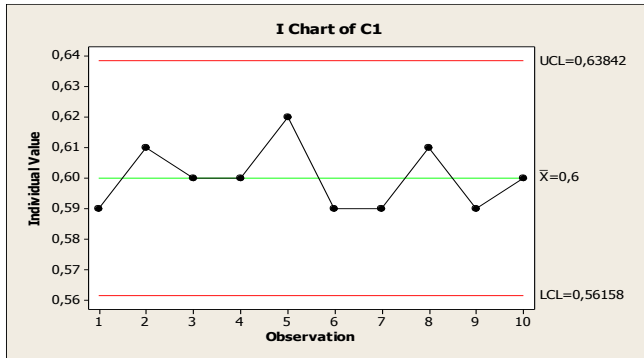


Gambar Grafik Uji Keseragaman Data Pekerja 7

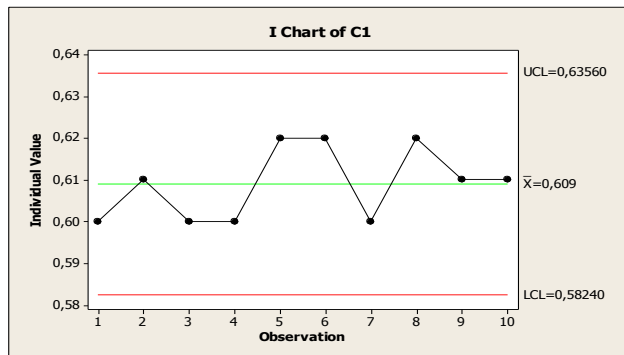
6. Gambar Grafik Uji Keseragaman Data Operasi 6



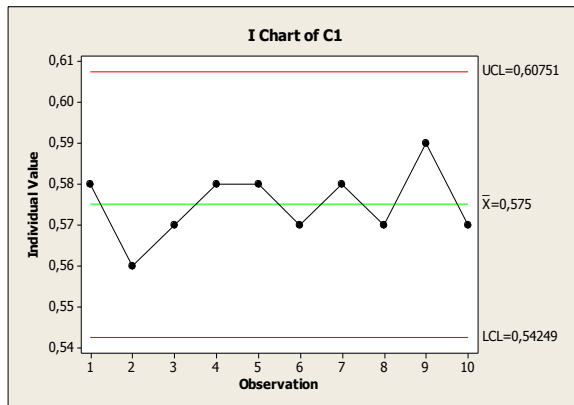
Gambar Grafik Uji Keseragaman Data Pekerja 1



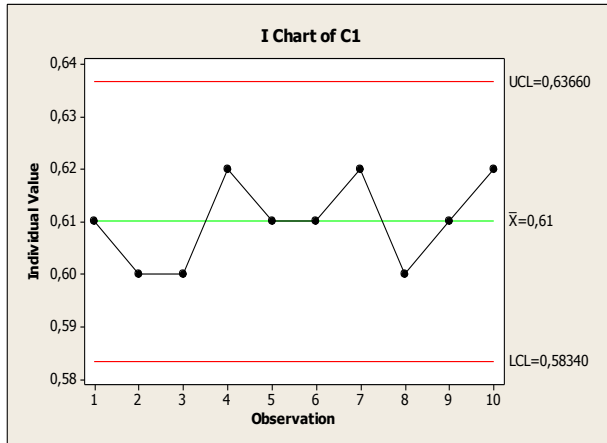
Gambar Grafik Uji Keseragaman Data Pekerja 2



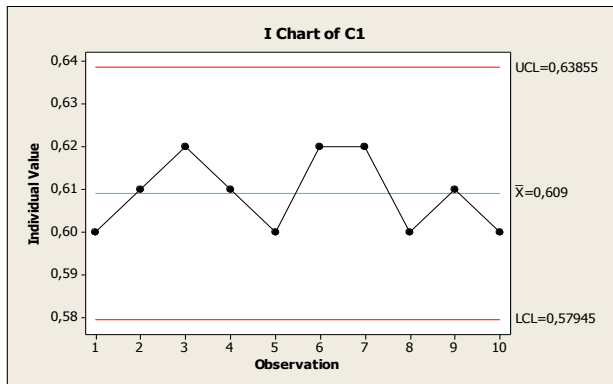
Gambar Grafik Uji Keseragaman Data Pekerja 3



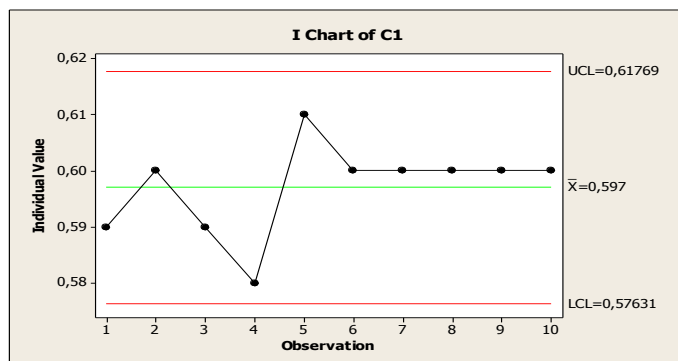
Gambar Grafik Uji Keseragaman Data Pekerja 4



Gambar Grafik Uji Keseragaman Data Pekerja 5

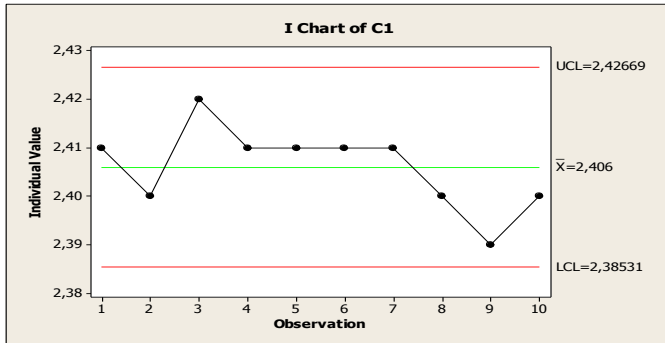


Gambar Grafik Uji Keseragaman Data Pekerja 6

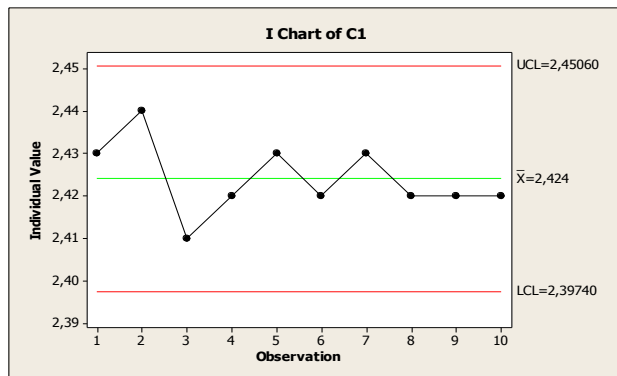


Gambar Grafik Uji Keseragaman Data Pekerja 7

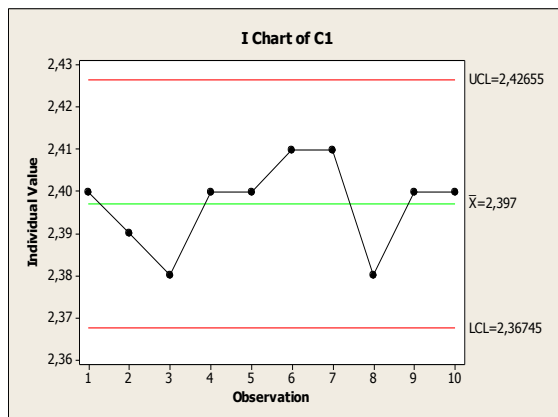
7. Gambar Grafik Uji Keseragaman Data Operasi 7



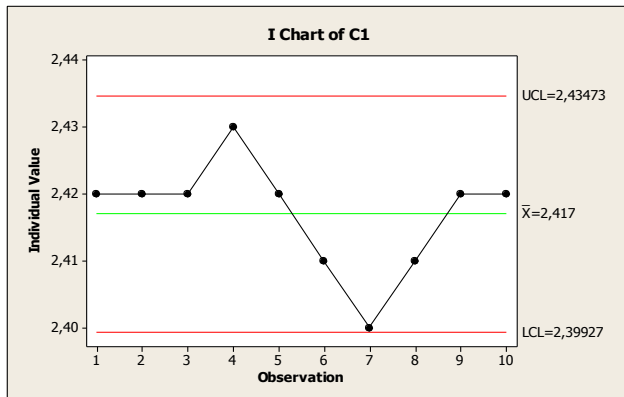
Gambar Grafik Uji Keseragaman Data Pekerja 1



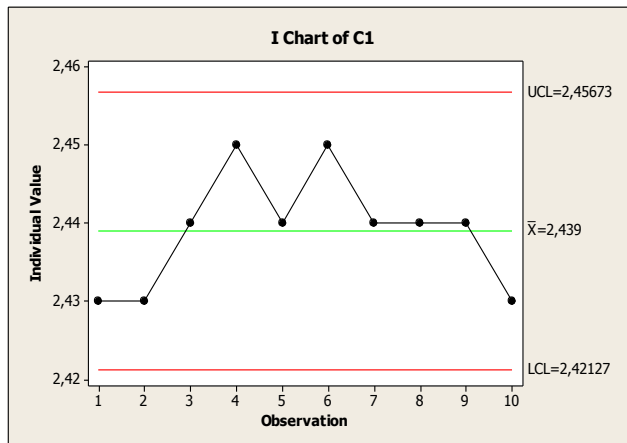
Gambar Grafik Uji Keseragaman Data Pekerja 2



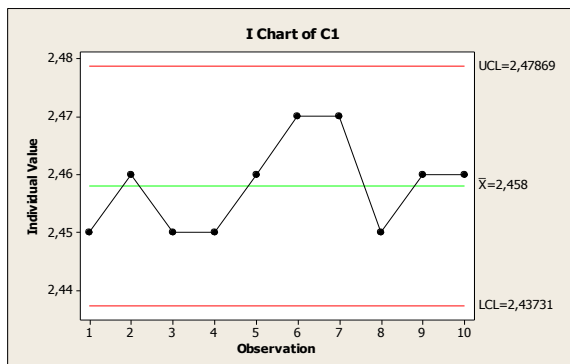
Gambar Grafik Uji Keseragaman Data Pekerja 3



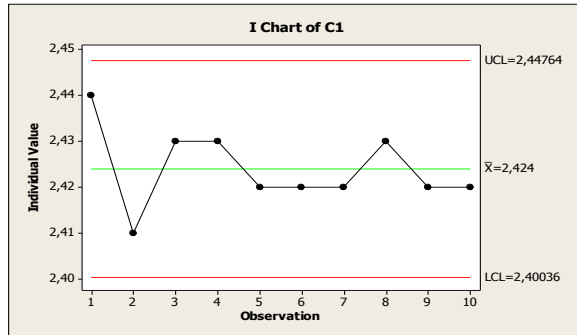
Gambar Grafik Uji Keseragaman Data Pekerja 4



Gambar Grafik Uji Keseragaman Data Pekerja 5

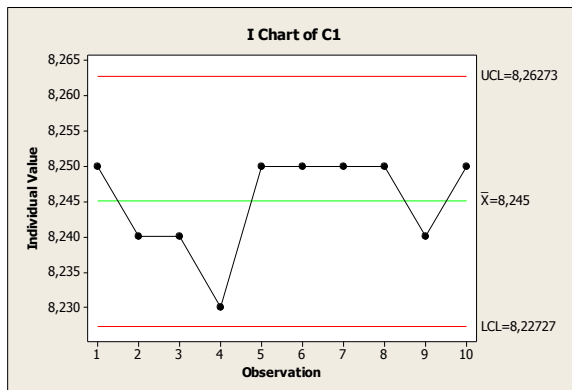


Gambar Grafik Uji Keseragaman Data Pekerja 6

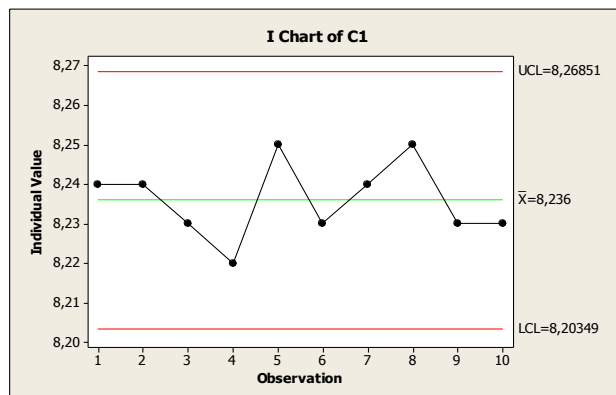


Gambar Grafik Uji Keseragaman Data Pekerja 7

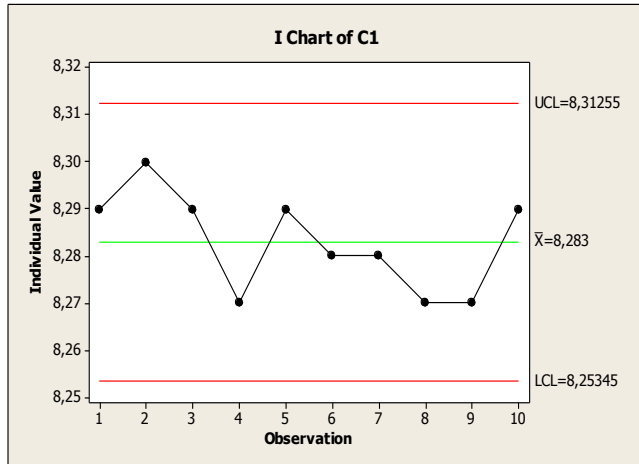
8. Gambar Grafik Uji Keseragaman Data Operasi 8



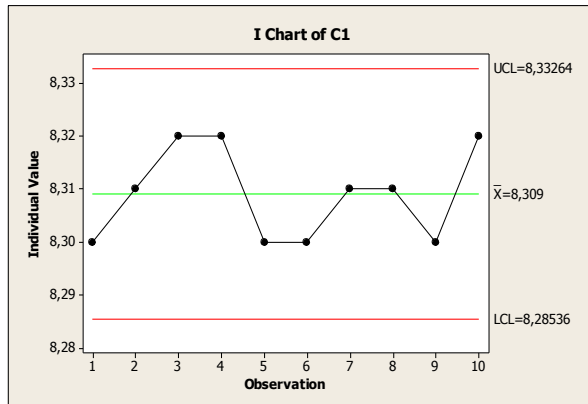
Gambar Grafik Uji Keseragaman Data Pekerja 1



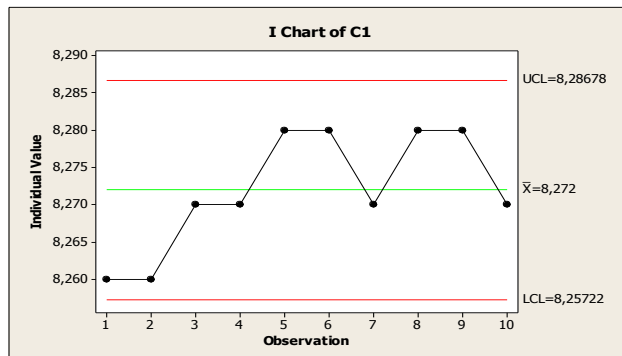
Gambar Grafik Uji Keseragaman Data Pekerja 4



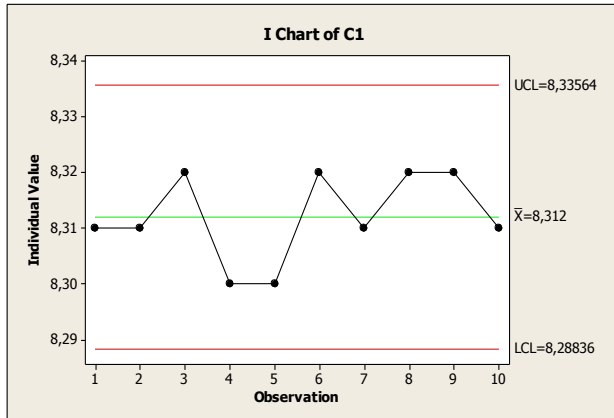
Gambar Grafik Uji Keseragaman Data Pekerja 3



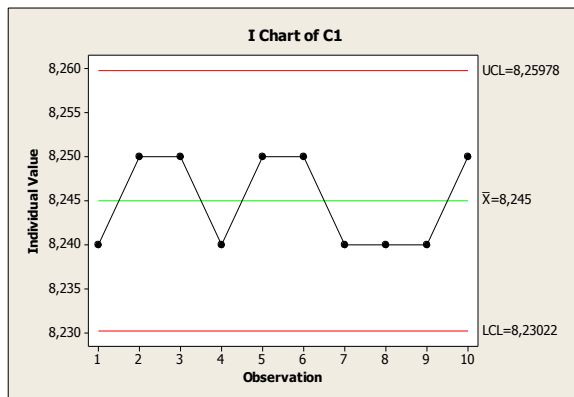
Gambar Grafik Uji Keseragaman Data Pekerja 4



Gambar Grafik Uji Keseragaman Data Pekerja 5

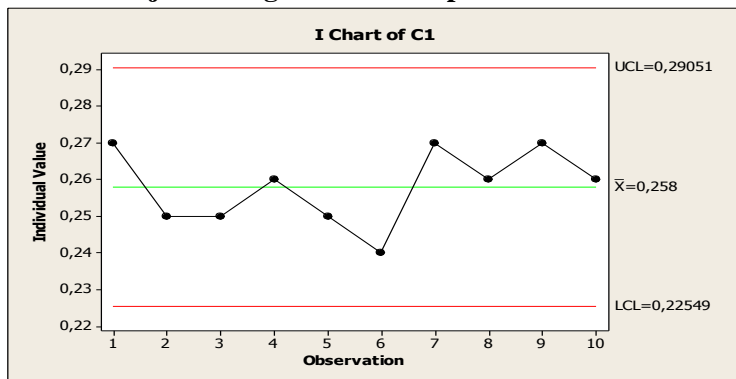


Gambar Grafik Uji Keseragaman Data Pekerja 6

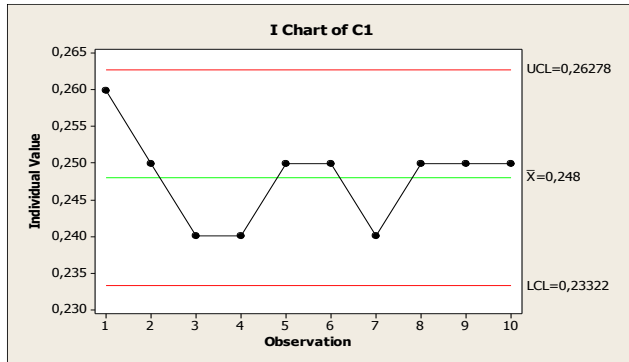


Gambar Grafik Uji Keseragaman Data Pekerja 7

9. Gambar Grafik Uji Keseragaman Data Operasi 9

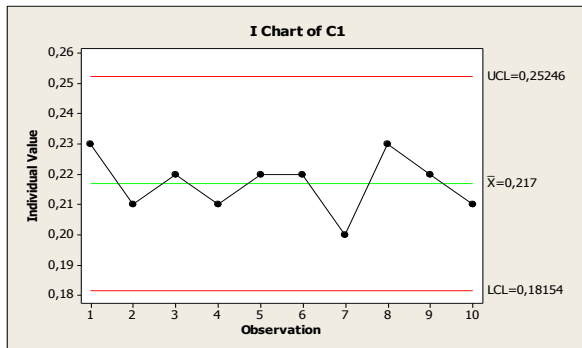


Gambar Grafik Uji Keseragaman Data Pekerja 1

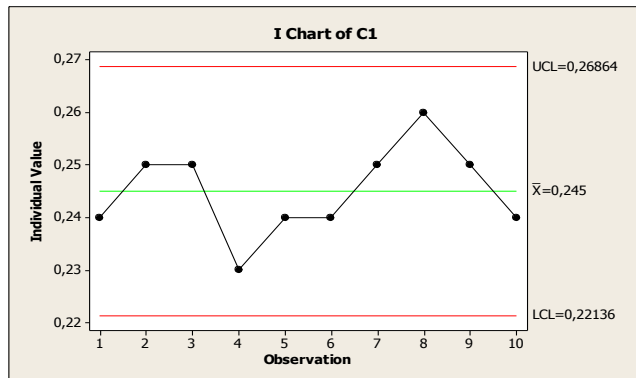


Gambar Grafik Uji Keseragaman Data Pekerja 2

10. Gambar Grafik Keseragaman Data Operasi 10



Gambar Grafik Uji Keseragaman Data Pekerja 1



Gambar Grafik Uji Keseragaman Data Pekerja 2

11. Rincian Raata-rata Waktu Standart dan Jam Kerja Produktif

Perhitungan Rata-Rata Waktu Standart									
operasi	Pekerja ke							Jumlah	Rata-rata
	1	2	3	4	5	6	7		
1	0,15	0,14	0,12	0,21	0,21	0,16	0,18	1,19	0,17
2	0,27	0,34	0,24	0,33	0,32	0,33	0,24	2,09	0,29
3	0,32	0,36	0,36	0,38	0,29	0,34	0,38	2,466	0,3522
4	0,32	0,27	0,28	0,27	0,28	0,32	0,24	2,008	0,2868
5	0,33	0,29	0,28	0,28	0,29	0,28	0,31	2,098	0,2997
6	0,77	0,75	0,69	0,72	0,73	0,72	0,72	5,12	0,7325
7	3,11	3,02	2,77	3,00	2,92	2,93	2,93	20,68	2,9552
8	10,6	10,3	9,58	10,3	9,93	9,93	10,0	70,73	10,104
9	0,34	0,31						0,654	0,327
10	0,27	0,3						0,573	0,2865

Kebutuhan jam kerja

Bulan	Hari kerja	Jam kerja
Februari	24	168
Maret	26	182
April	24	168
Mei	24	168
Juni	20	140
Juli	26	182
Agustus	26	182
September	24	168
Oktober	26	182

November	26	182
Desember	24	168
Januari	26	182
Total	296	2078

BIOGRAFI PENULIS



Moch Azus Fachrus Salam tinggal di Tuban dan menjadi Mahasiswa Universitas 17 Agustus 1945 Surabaya. Ia mengambil Fakultas Teknik dengan Program studi Teknik Industri. Azus merupakan anak pertama .Anak dari pasangan suami istri Musrifan dan Maria Ulfah. Ia lahir di Tuban, 02 Maret 1996. Azus pernah bersekolah di SD Negeri 1 Babat pada tahun 2002-2008. Kemudian ia melanjutkan pendidikannya di SMP Negeri 1 Babat –Lamongan pada tahun 2008-2011. Setelah itu melanjutkan di SMA Negeri 1 Babat pada tahun 2011-2014. Setelah lulus dari Sekolah Menengah Atas ia melanjutkan pendidikan di Universitas 17 Agustus 1945 Surabaya dan insyaallah 8 September 2018 ini wisuda. Kalian bisa menghubungi Ivan di e-mail Azussidudung@gmail.com