

LAMPIRAN

Lampiran 1. Data Nilai Tukar (Kurs) dolar Amerika terhadap Rupiah

Tahun	bulan	Nilai (US\$)	Kurs Jual (Rp)	Kurs Beli (Rp)	Kurs Tengah (Rp)
2012	Januari	1.00	9.045	8.955	9.000
	februari	1.00	9.130	9.040	9.085
	Maret	1.00	9.226	9.134	9.180
	April	1.00	9.236	9.144	9.190
	Mei	1.00	9.613	9.517	9.565
	Juni	1.00	9.527	9.433	9.480
	Juli	1.00	9.532	9.438	9.485
	Agustus	1.00	9.621	9.525	9.573
	September	1.00	9.638	9.638	9.590
	Oktober	1.00	9.663	9.567	9.615
	November	1.00	9.653	9.557	9.605
	desember	1.00	9.718	9.622	9.670
2013	Januari	1.00	11.671	9.650	9.698
	februari	1.00	11.290	9.619	9.667
	Maret	1.00	9.746	9.670	9.719
	April	1.00	9.715	9.673	9.722
	Mei	1.00	9.768	9.753	9.802
	Juni	1.00	9.771	9.879	9.929
	Juli	1.00	9.851	10.227	10.278
	Agustus	1.00	9.979	10.869	10.924
	September	1.00	10.329	11.555	11.613
	Oktober	1.00	10.979	11.178	11.234
	November	1.00	11.671	11.917	11.977
	desember	1.00	11.290	12.209	12.270
2014	Januari	1.00	12.287	12.135	12.226
	februari	1.00	11.692	12.165	11.634
	Maret	1.00	11.461	11.576	11.404
	April	1.00	11.590	11.347	11.532
	Mei	1.00	11.669	11.474	11.611
	Juni	1.00	12.029	11.553	11.969
	Juli	1.00	11.649	11.909	11.591
	Agustus	1.00	11.776	11.533	11.717
	September	1.00	12.273	11.658	12.212
	Oktober	1.00	12.142	12.151	12.082
	November	1.00	12.257	12.022	12.196
	desember	1.00	12.502	12.135	12.440
	Januari	1.00	12.578	12.452	12.515

2015	februari	1.00	12.927	12.799	12.863
	Maret	1.00	13.149	13.019	13.084
	April	1.00	13.002	12.872	12.937
	Mei	1.00	13.277	13.145	13.211
	Juni	1.00	13.399	13.265	13.332
	Juli	1.00	13.548	13.414	13.481
	Agustus	1.00	14.097	13.957	14.027
	September	1.00	14.730	14.584	14.657
	Oktober	1.00	13.707	13.571	13.639
	November	1.00	13.909	13.771	13.840
	desember	1.00	13.864	13.726	13.795
2016	Januari	1.00	13.958	13.820	13.889
	februari	1.00	13.462	13.328	13.395
	Maret	1.00	13.342	13.210	13.276
	April	1.00	13.270	13.138	13.204
	Mei	1.00	13.683	13.547	13.615
	Juni	1.00	13.246	13.114	13.180
	Juli	1.00	13.159	13.029	13.094
	Agustus	1.00	13.367	13.233	13.300
	September	1.00	13.063	12.933	12.998
	Oktober	1.00	13.116	12.986	13.051
	November	1.00	13.631	13.495	13.563
	desember	1.00	13.503	13.369	13.436

Sumber : www.bps.go.id

Lampiran 2. Tingkat Inflasi

Bulan tahun	2012	2013	2014	2015	2016
Januari	3.65 %	4.57 %	8.22 %	6.96 %	4.14 %
Februari	3.56 %	5.31 %	7.75 %	6.29 %	6.42 %
Maret	3.97 %	5.90 %	7.32 %	6.38 %	4.45 %
April	4.50 %	5.57 %	7.25 %	6.79 %	3.60 %
Mei	4.45 %	5.47 %	7.32 %	6.15 %	3.33 %
Juni	4.53 %	5.90 %	6.70 %	6.26 %	3.45 %
Juli	4.56 %	8.61 %	4.53 %	5.26 %	3.21 %
Agustus	4.58 %	8.79 %	3.99 %	5.18 %	2.79 %
September	4.31 %	8.40 %	4.53 %	5.83 %	3.07 %
Oktober	4.61 %	8.32 %	4.83 %	6.25 %	3.31 %
November	4.32 %	8.37 %	6.23 %	4.89 %	3.58 %
Desember	4.30 %	8.38 %	8.36 %	3.35 %	3.02 %
Rata-rata	4.27 %	6.96 %	6.41 %	5.80 %	3.70 %

Sumber : www.bi.go.id

Lampiran 3. Tingkat Suku Bunga (BI Rate)

Bulan Tahun	2012	2013	2014	2015	2016
Januari	6.00 %	5.75 %	7.50 %	7.75 %	7.25 %
Februari	5.75 %	5.75 %	7.50 %	7.50 %	7.00 %
Maret	5.75 %	5.75 %	7.50 %	7.50 %	6.75 %
April	5.75 %	5.75 %	7.50 %	7.50 %	6.75 %
Mei	5.75 %	5.75 %	7.50 %	7.50 %	6.75 %
Juni	5.75 %	6.00 %	7.50 %	7.50 %	6.50 %
Juli	5.75 %	6.50 %	7.50 %	7.50 %	6.50 %
Agustus	5.75 %	7.00 %	7.50 %	7.50 %	6.50 %
September	5.75 %	7.25 %	7.50 %	7.50 %	6.50 %
Oktober	5.75 %	7.25 %	7.50 %	7.50 %	6.75 %
November	5.75 %	7.50 %	7.75 %	7.50 %	6.75 %
Desember	5.75 %	7.50 %	7.75 %	7.50 %	7.50 %
Rata-rata	5.77 %	6.47 %	7.54 %	7.52 %	7.3 %

Sumber : www.bi.go.id

Lampiran 4. Data Ekspor Indonesia dalam Satuan Dolar (\$)

Bulan tahun	2012	2013	2014	2015	2016
Januari	16 570 069 320,00	15 375 487 902,00	14 472 616 877,00	13 244 876 797,53	10 581 883 837,98
Februari	16 695 443 242,00	15 015 627 735,00	14 634 166 148,00	12 172 802 862,67	11 316 734 188,51
Maret	17 251 519 437,00	15 024 577 683,00	15 192 778 375,00	13 634 041 965,14	11 812 127 477,93
April	16 173 190 978,00	14 760 892 129,00	14 292 515 226,00	13 104 596 804,38	11 689 745 851,03
Mei	16 829 545 550,00	16 133 358 194,00	14 823 663 101,00	12 754 659 043,69	11 517 409 125,88
Juni	15 441 457 938,00	14 758 819 151,00	15 409 493 175,00	13 514 101 879,06	13 206 122 765,22
Juli	16 090 595 299,00	15 087 863 565,00	14 124 148 350,00	11 465 779 764,41	9 649 503 975,97
Agustus	14 047 007 385,00	13 083 711 035,00	14 481 650 148,00	12 726 037 506,73	12 753 921 321,13
September	15 898 115 717,00	14 706 775 080,00	15 275 846 503,00	12 588 359 370,70	12 579 750 249,95
Oktober	15 324 042 715,00	15 698 330 394,00	15 292 890 069,00	12 121 740 572,30	12 743 736 883,72
November	16 316 911 273,00	15 938 557 641,00	13 544 729 209,00	11 122 182 554,29	13 502 920 382,69
Desember	15 393 946 390,00	16 967 798 188,00	14 436 339 725,00	11 917 112 381,67	13 832 355 186,41
Total	192 031 845 244,00	182 551 798 697,00	175 980 836 906,00	150 366 291 502,58	145 186 211 246,43

Sumber : www.bps.go.id

Lampiran 5. Data Impor Indonesia dalam Satuan Dolar (\$)

Bulan tahun	2012	2013	2014	2015	2016
Januari	16 554 618 780,00	15 450 235 320,00	14 916 227 693,00	12 612 648 838,00	10 466 995 371,00
Februari	16 866 785 109,00	15 313 286 233,00	13 790 661 990,00	11 510 111 399,00	10 175 631 438,00
Maret	17 325 662 478,00	14 887 075 645,00	14 523 719 412,00	12 608 691 718,00	11 301 709 941,00
April	17 937 875 721,00	16 463 468 844,00	16 254 976 317,00	12 626 278 785,00	14 813 624 836,00
Mei	17 036 735 320,00	16 660 559 292,00	14 770 336 777,00	11 613 585 485,00	11 140 679 613,00
Juni	16 727 521 763,00	15 636 019 963,00	15 697 742 441,00	12 978 091 752,00	12 095 220 496,00
Juli	16 354 450 283,00	17 416 991 671,00	14 081 710 235,00	10 081 863 504,00	9 017 159 102,00
Agustus	13 813 875 810,00	13 012 045 835,00	14 793 236 965,00	12 399 248 090,00	12 385 153 588,00
September	15 348 557 469,00	15 509 774 940,00	15 546 096 309,00	11 558 601 330,00	11 297 511 237,00
Oktober	17 207 931 360,00	15 674 021 743,00	15 327 994 527,00	11 108 916 259,00	11 507 180 543,00
November	16 935 009 726,00	15 149 325 413,00	14 041 607 926,00	11 519 468 515,00	12 669 434 720,00
Desember	15 581 977 290,00	15 455 864 981,00	14 434 506 013,00	12 077 298 548,00	12 782 515 616,00
Total	197 691 001 109,00	186 628 669 880,00	178 178 816 605,00	142 694 804 223,00	139 652 816 501,00

Sumber : www.bps.go.id

Lampiran 6. Data Tabulasi

No	Kurs	Inflasi	Suku Bunga	Ekspor	Impor
1	9,000	0.0365	0.0600	\$16,570,069,320.00	\$16,554,618,780.00
2	9,085	0.0356	0.0575	\$16,695,443,242.00	\$16,866,785,109.00
3	9,180	0.0397	0.0575	\$17,251,519,437.00	\$17,325,662,478.00
4	9,190	0.0450	0.0575	\$16,173,190,978.00	\$17,937,875,721.00
5	9,565	0.0445	0.0575	\$16,829,545,550.00	\$17,036,735,320.00
6	9,480	0.0453	0.0575	\$15,441,457,938.00	\$16,727,521,763.00
7	9,485	0.0456	0.0575	\$16,090,595,299.00	\$16,354,450,283.00
8	9,573	0.0458	0.0575	\$14,047,007,385.00	\$13,813,875,810.00
9	9,590	0.0431	0.0575	\$15,324,042,715.00	\$15,384,557,469.00
10	9,615	0.0461	0.0575	\$15,316,911,273.00	\$17,207,931,360.00
11	9,605	0.0432	0.0575	\$16,319,911,273.00	\$16,935,009,726.00
12	9,670	0.0430	0.0575	\$15,393,946,390.00	\$15,581,977,290.00
13	9,698	0.0457	0.0575	\$15,375,487,902.00	\$15,450,235,320.00
14	9,667	0.0531	0.0575	\$15,015,627,735.00	\$15,313,286,233.00
15	9,719	0.0590	0.0575	\$15,024,577,683.00	\$14,887,075,645.00
16	9,722	0.0557	0.0575	\$14,760,892,129.00	\$16,463,468,844.00
17	9,802	0.0547	0.0575	\$16,133,358,194.00	\$16,660,559,292.00
18	9,929	0.0590	0.0600	\$14,758,819,151.00	\$15,636,019,963.00
19	10,278	0.0861	0.0650	\$15,087,863,565.00	\$17,416,991,671.00
20	10,924	0.0879	0.0700	\$13,083,711,035.00	\$13,012,045,835.00
21	11,613	0.0840	0.0725	\$14,706,775,080.00	\$15,509,774,940.00
22	11,234	0.0832	0.0725	\$15,698,330,394.00	\$15,674,021,743.00
23	11,977	0.0837	0.0750	\$15,938,557,641.00	\$15,149,325,143.00
24	12,270	0.0838	0.0750	\$16,967,798,188.00	\$15,455,864,981.00
25	12,226	0.0822	0.0750	\$14,472,616,877.00	\$14,916,227,693.00
26	11,634	0.0775	0.0750	\$14,634,166,148.00	\$13,790,661,990.00
27	11,404	0.0732	0.0750	\$15,192,778,375.00	\$14,523,719,412.00
28	11,532	0.0725	0.0750	\$14,292,515,226.00	\$16,254,976,317.00
29	11,611	0.0732	0.0750	\$14,823,663,101.00	\$14,770,336,777.00
30	11,969	0.0670	0.0750	\$15,409,493,175.00	\$15,697,742,441.00
31	11,591	0.0453	0.0750	\$14,124,148,350.00	\$14,081,710,235.00
32	11,717	0.0399	0.0750	\$14,481,650,148.00	\$14,793,236,965.00
33	12,212	0.0453	0.0750	\$15,275,846,503.00	\$15,546,096,309.00
34	12,082	0.0483	0.0750	\$15,292,890,069.00	\$15,327,994,527.00

35	12,196	0.0623	0.0775	\$13,544,729,209.00	\$14,041,607,926.00
36	12,440	0.0836	0.0775	\$14,436,339,725.00	\$14,434,506,013.00
37	12,515	0.0696	0.0775	\$13,244,876,797.53	\$12,612,648,838.00
38	12,863	0.0629	0.0750	\$12,172,802,862.67	\$11,510,111,399.00
39	13,084	0.0638	0.0750	\$13,634,041,965.14	\$12,608,691,718.00
40	12,937	0.0679	0.0750	\$13,104,596,804.38	\$12,626,278,785.00
41	13,211	0.0615	0.0750	\$12,754,659,043.69	\$11,613,585,485.00
42	13,332	0.0626	0.0750	\$13,514,101,879.06	\$12,978,091,752.00
43	13,481	0.0526	0.0750	\$11,456,779,764.41	\$10,081,863,504.00
44	14,027	0.0518	0.0750	\$12,726,037,506.73	\$12,399,248,090.00
45	14,657	0.0583	0.0750	\$12,558,359,370.70	\$11,558,601,330.00
46	13,639	0.0625	0.0750	\$12,121,740,572.30	\$11,108,916,259.00
47	13,840	0.0489	0.0750	\$11,122,182,554.29	\$11,519,468,515.00
48	13,795	0.0335	0.0750	\$11,917,112,381.67	\$12,077,298,548.00
49	13,889	0.0414	0.0725	\$10,581,883,837.98	\$10,466,995,371.00
50	13,395	0.0642	0.0700	\$11,316,734,188.51	\$10,175,631,438.00
51	13,276	0.0445	0.0675	\$11,812,127,477.93	\$11,301,709,941.00
52	13,204	0.0360	0.0675	\$11,689,745,851.00	\$14,813,624,836.00
53	13,615	0.0333	0.0675	\$11,517,409,125.88	\$11,140,679,613.00
54	13,180	0.0345	0.0650	\$13,206,122,765.22	\$12,095,220,496.00
55	13,094	0.0321	0.0650	\$9,649,503,975.97	\$9,017,159,102.00
56	13,300	0.0279	0.0650	\$12,753,921,321.13	\$12,385,153,588.00
57	12,998	0.0307	0.0650	\$12,579,750,249.95	\$11,297,511,237.00
58	13,051	0.0331	0.0675	\$12,743,736,883.72	\$11,507,180,543.00
59	13,563	0.0358	0.0675	\$13,502,920,382.69	\$12,669,434,720.00
60	13,436	0.0302	0.0750	\$13,832,355,186.41	\$12,782,515,616.00

Lampiran 7. Hasil Output SPSS

Statistik Deskriptif

Statistics						
		Kurs	Inflasi	Suku_Bunga	Ekspor	Impor
N	Valid	60	60	60	60	60
	Missing	1	1	1	1	1
Mean		11,731.12	.054320	.068208	\$14,091,662,990.0000	\$14,081,368,470.0000
Std. Error of Mean		215.133	.0022046	.0009874	\$227,629,762.60000	\$288,489,178.70000
Median		12,029.50	.050350	.071250	\$14,454,478,300.0000	\$14,647,028,090.0000
Mode		9,000 ^a	.0453	.0750	\$9,649,503,976.00 ^a	\$9,017,159,102.00 ^a
Std. Deviation		1,666.414	.0170770	.0076481	\$1,763,212,559.00000	\$2,234,627,570.00000
Variance		2776935,291	.000	.000	310891852900000000,000	499356037400000000,000
Skewness		-,256	.441	-,421	-,345	-,263
Std. Error of Skewness		.309	.309	.309	.309	.309
Kurtosis		-1,375	-,904	-1,544	-,562	-,987
Std. Error of Kurtosis		.608	.608	.608	.608	.608
Range		5,657	.0600	.0200	\$7,602,015,461.00	\$8,920,716,619.00
Minimum		9,000	.0279	.0575	\$9,649,503,976.00	\$9,017,159,102.00
Maximum		14,657	.0879	.0775	\$17,251,519,440.00	\$17,937,875,720.00
Sum		703,867	3.2592	4.0925	\$845,499,779,200.00	\$844,882,108,000.00
Percentiles	25	9,719.75	.041800	.057500	\$12,746,282,990.0000	\$12,167,703,770.0000
	50	12,029.50	.050350	.071250	\$14,454,478,300.0000	\$14,647,028,090.0000
	75	13,209.25	.066300	.075000	\$15,362,626,610.0000	\$15,664,521,300.0000
a. Multiple modes exist. The smallest value is shown						

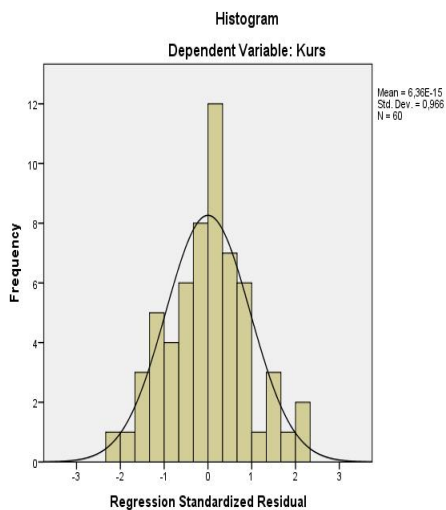
Uji Kelayakan Data

1. Uji Normalitas

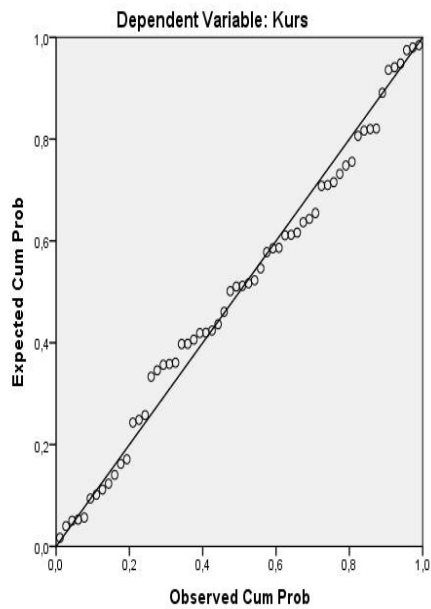
One-Sample Kolmogorov-Smirnov Test

		Unstandar zed Residual
N		60
Normal Parameters ^{a,b}	Mean	,0000000
	Std. Deviation	538,364795
	2	
Most Extreme Differences	Absolute	,078
	Positive	,057
	Negative	-,078
Test Statistic		,078
Asymp. Sig. (2-tailed)		,200 ^{c,d}

- a. Test distribution is Normal.
- b. Calculated from data.
- c. Lilliefors Significance Correction.
- d. This is a lower bound of the true significance.



Normal P-P Plot of Regression Standardized Residual



2. Uji Multikolinearitas

Coefficients ^a								
Model		Unstandardized Coefficients		Standardized Coefficients	t	Sig.	Collinearity Statistics	
		B	Std. Error	Beta			Tolerance	VIF
1	(Constant)	9955,499	1296,719		7,677	,000		
	Inflasi	-1776,422	544,679	-,182	-3,261	,002	,609	1,642
	Suku_Bunga	13103,735	1371,531	,601	9,554	,000	,479	2,088
	Ekspor	-2,084E-7	,000	-,220	-2,058	,044	,165	6,046
	Impor	-2,316E-7	,000	-,311	-2,764	,008	,150	6,649

a. Dependent Variable: Kurs

3. Uji Heterokedastisitas

Coefficients ^a						
Model		Unstandardized Coefficients		Standardized Coefficients	t	Sig.
		B	Std. Error	Beta		
1	(Constant)	248,451	798,287		,311	,757
	Inflasi	-941,902	3353,157	-,047	-,281	,780
	Suku_Bunga	5392,162	8443,424	,121	,639	,526
	Ekspor	3,365E-8	,000	,174	,540	,591
	Impor	-4,444E-8	,000	-,292	-,862	,393

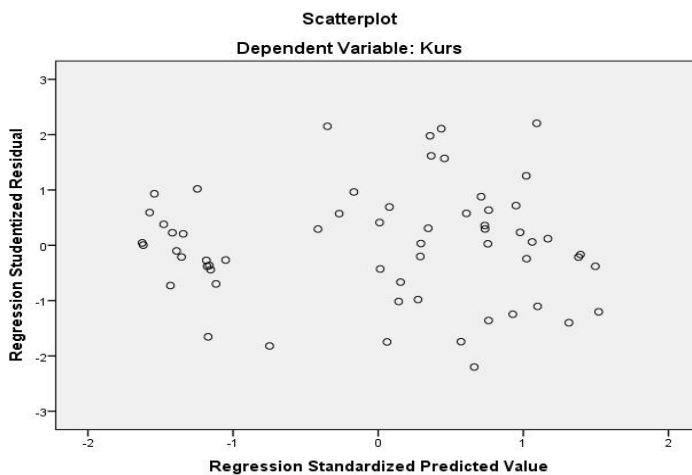
a. Dependent Variable: RES2

4. Uji Autokorelasi

Model Summary ^b					
Model	R	R Square	Adjusted R Square	Std. Error of the Estimate	Durbin-Watson
1	,946 ^a	,896	,888	557.598	1,647

a. Predictors: (Constant), Impor, Inflasi, Suku_Bunga, Ekspor

b. Dependent Variable: Kurs



Uji Hipotesis

5. Uji Simultan (Uji F)

ANOVA ^a						
Model		Sum of Squares	df	Mean Square	F	Sig.
1	Regression	146738819,7	4	36684704,92	117,989	,000 ^b
	Residual	17100362,51	55	310915,682		
	Total	163839182,2	59			

a. Dependent Variable: Kurs

b. Predictors: (Constant), Impor, Inflasi, Suku_Bunga, Ekspor

6. Uji Parsial (Uji T)

Coefficients ^a						
Model		Unstandardized Coefficients		Standardized Coefficients	t	Sig.
		B	Std. Error	Beta		
1	(Constant)	9955,499	1296,719		7,677	,000
	Inflasi	-1776,422	544,679	-,182	-3,261	,002
	Suku_Bunga	13103,735	1371,531	,601	9,554	,000
	Ekspor	-2,084E-7	,000	-,220	-2,058	,044
	Impor	-2,316E-7	,000	-,311	-2,764	,008

a. Dependent Variable: Kurs

7. Uji Koefisien Determinasi

Model Summary ^b				
Model	R	R Square	Adjusted R Square	Std. Error of the Estimate
1	,946 ^a	,896	,888	557.598

a. Predictors: (Constant), Impor, Inflasi, Suku_Bunga, Ekspor

b. Dependent Variable: Kurs

8. Regresi Linier Berganda

Coefficients ^a								
Model		Unstandardized Coefficients		Standardized Coefficients	t	Sig.	Collinearity Statistics	
		B	Std. Error	Beta			Tolerance	VIF
1	(Constant)	9955,499	1296,719		7,677	,000		
	Inflasi	-1776,422	544,679	-,182	-3,261	,002	,609	1,642
	Suku_Bunga	13103,735	1371,531	,601	9,554	,000	,479	2,088
	Ekspor	-2,084E-7	,000	-,220	-2,058	,044	,165	6,046
	Impor	-2,316E-7	,000	-,311	-2,764	,008	,150	6,649

a. Dependent Variable: Kurs

Lampiran 8. Tabel Durbin-Watson (DW), $\alpha = 5\%$

n	K=1		K=2		K=3		K=4		K=5	
	dL	dU	dL	dU	dL	dU	dL	dU	dL	dU
6	0.6102	1.4002								
7	0.6996	1.3564	0.4672	1.8964						
8	0.7629	1.3324	0.5591	1.7771	0.3674	2.2866				
9	0.8243	1.3199	0.6291	1.6993	0.4548	2.1282	0.2957	2.5881		
10	0.8791	1.3197	0.6972	1.6413	0.5253	2.0163	0.3760	2.4137	0.2427	2.8217
11	0.9273	1.3241	0.7580	1.6044	0.5948	1.9280	0.4441	2.2833	0.3155	2.6446
12	0.9708	1.3314	0.8122	1.5794	0.6577	1.8640	0.5120	2.1766	0.3796	2.5061
13	1.0097	1.3404	0.8612	1.5621	0.7147	1.8159	0.5745	2.0943	0.4445	2.3897
14	1.0450	1.3503	0.9054	1.5507	0.7667	1.7788	0.6321	2.0296	0.5052	2.2959
15	1.0770	1.3605	0.9455	1.5432	0.8140	1.7501	0.6852	1.9774	0.5620	2.2198
16	1.1062	1.3709	0.9820	1.5386	0.8572	1.7277	0.7340	1.9351	0.6150	2.1567
17	1.1330	1.3812	1.0154	1.5361	0.8968	1.7101	0.7790	1.9005	0.6641	2.1041
18	1.1576	1.3913	1.0461	1.5353	0.9331	1.6961	0.8204	1.8719	0.7098	2.0600
19	1.1804	1.4012	1.0743	1.5355	0.9666	1.6851	0.8588	1.8482	0.7523	2.0226
20	1.2015	1.4107	1.1004	1.5367	0.9976	1.6763	0.8943	1.8283	0.7918	1.9908
21	1.2212	1.4200	1.1246	1.5385	1.0262	1.6694	0.9272	1.8116	0.8286	1.9635
22	1.2395	1.4289	1.1471	1.5408	1.0529	1.6640	0.9578	1.7974	0.8629	1.9400
23	1.2567	1.4375	1.1682	1.5435	1.0778	1.6597	0.9864	1.7855	0.8949	1.9196
24	1.2728	1.4458	1.1878	1.5464	1.1010	1.6565	1.0131	1.7753	0.9249	1.9018
25	1.2879	1.4537	1.2063	1.5495	1.1228	1.6540	1.0381	1.7666	0.9530	1.8863
26	1.3022	1.4614	1.2236	1.5528	1.1432	1.6523	1.0616	1.7591	0.9794	1.8727
27	1.3157	1.4688	1.2399	1.5562	1.1624	1.6510	1.0836	1.7527	1.0042	1.8608
28	1.3284	1.4759	1.2553	1.5596	1.1805	1.6503	1.1044	1.7473	1.0276	1.8502
29	1.3405	1.4828	1.2699	1.5631	1.1976	1.6499	1.1241	1.7426	1.0497	1.8409
30	1.3520	1.4894	1.2837	1.5666	1.2138	1.6498	1.1426	1.7386	1.0706	1.8326
31	1.3630	1.4957	1.2969	1.5701	1.2292	1.6500	1.1602	1.7352	1.0904	1.8252
32	1.3734	1.5019	1.3093	1.5736	1.2437	1.6505	1.1769	1.7323	1.1092	1.8187
33	1.3834	1.5078	1.3212	1.5770	1.2576	1.6511	1.1927	1.7298	1.1270	1.8128
34	1.3929	1.5136	1.3325	1.5805	1.2707	1.6519	1.2078	1.7277	1.1439	1.8076
35	1.4019	1.5191	1.3433	1.5838	1.2833	1.6528	1.2221	1.7259	1.1601	1.8029
36	1.4107	1.5245	1.3537	1.5872	1.2953	1.6539	1.2358	1.7245	1.1755	1.7987
37	1.4190	1.5297	1.3635	1.5904	1.3068	1.6550	1.2489	1.7233	1.1901	1.7950
38	1.4270	1.5348	1.3730	1.5937	1.3177	1.6563	1.2614	1.7223	1.2042	1.7916
39	1.4347	1.5396	1.3821	1.5969	1.3283	1.6575	1.2734	1.7215	1.2176	1.7886
40	1.4421	1.5444	1.3908	1.6000	1.3384	1.6589	1.2848	1.7209	1.2305	1.7859
41	1.4493	1.5490	1.3992	1.6031	1.3480	1.6603	1.2958	1.7205	1.2428	1.7835
42	1.4562	1.5534	1.4073	1.6061	1.3573	1.6617	1.3064	1.7202	1.2546	1.7814
43	1.4628	1.5577	1.4151	1.6091	1.3663	1.6632	1.3166	1.7200	1.2660	1.7794
44	1.4692	1.5619	1.4226	1.6120	1.3749	1.6647	1.3263	1.7200	1.2769	1.7777
45	1.4754	1.5660	1.4298	1.6148	1.3832	1.6662	1.3357	1.7200	1.2874	1.7762
46	1.4814	1.5700	1.4368	1.6176	1.3912	1.6677	1.3448	1.7201	1.2976	1.7748
47	1.4872	1.5739	1.4435	1.6204	1.3989	1.6692	1.3535	1.7203	1.3073	1.7736
48	1.4928	1.5776	1.4500	1.6231	1.4064	1.6708	1.3619	1.7206	1.3167	1.7725
49	1.4982	1.5813	1.4564	1.6257	1.4136	1.6723	1.3701	1.7210	1.3258	1.7716

50	1.5035	1.5849	1.4625	1.6283	1.4206	1.6739	1.3779	1.7214	1.3346	1.7708
51	1.5086	1.5884	1.4684	1.6309	1.4273	1.6754	1.3855	1.7218	1.3431	1.7701
52	1.5135	1.5917	1.4741	1.6334	1.4339	1.6769	1.3929	1.7223	1.3512	1.7694
53	1.5183	1.5951	1.4797	1.6359	1.4402	1.6785	1.4000	1.7228	1.3592	1.7689
54	1.5230	1.5983	1.4851	1.6383	1.4464	1.6800	1.4069	1.7234	1.3669	1.7684
55	1.5276	1.6014	1.4903	1.6406	1.4523	1.6815	1.4136	1.7240	1.3743	1.7681
56	1.5320	1.6045	1.4954	1.6430	1.4581	1.6830	1.4201	1.7246	1.3815	1.7678
57	1.5363	1.6075	1.5004	1.6452	1.4637	1.6845	1.4264	1.7253	1.3885	1.7675
58	1.5405	1.6105	1.5052	1.6475	1.4692	1.6860	1.4325	1.7259	1.3953	1.7673
59	1.5446	1.6134	1.5099	1.6497	1.4745	1.6875	1.4385	1.7266	1.4019	1.7672
60	1.5485	1.6162	1.5144	1.6518	1.4797	1.6889	1.4443	1.7274	1.4083	1.7671
61	1.5524	1.6189	1.5189	1.6540	1.4847	1.6904	1.4499	1.7281	1.4146	1.7671
62	1.5562	1.6216	1.5232	1.6561	1.4896	1.6918	1.4554	1.7288	1.4206	1.7671
63	1.5599	1.6243	1.5274	1.6581	1.4943	1.6932	1.4607	1.7296	1.4265	1.7671
64	1.5635	1.6268	1.5315	1.6601	1.4990	1.6946	1.4659	1.7303	1.4322	1.7672
65	1.5670	1.6294	1.5355	1.6621	1.5035	1.6960	1.4709	1.7311	1.4378	1.7673
66	1.5704	1.6318	1.5395	1.6640	1.5079	1.6974	1.4758	1.7319	1.4433	1.7675
67	1.5738	1.6343	1.5433	1.6660	1.5122	1.6988	1.4806	1.7327	1.4486	1.7676
68	1.5771	1.6367	1.5470	1.6678	1.5164	1.7001	1.4853	1.7335	1.4537	1.7678
69	1.5803	1.6390	1.5507	1.6697	1.5205	1.7015	1.4899	1.7343	1.4588	1.7680
70	1.5834	1.6413	1.5542	1.6715	1.5245	1.7028	1.4943	1.7351	1.4637	1.7683
71	1.5865	1.6435	1.5577	1.6733	1.5284	1.7041	1.4987	1.7358	1.4685	1.7685
72	1.5895	1.6457	1.5611	1.6751	1.5323	1.7054	1.5029	1.7366	1.4732	1.7688
73	1.5924	1.6479	1.5645	1.6768	1.5360	1.7067	1.5071	1.7375	1.4778	1.7691
74	1.5953	1.6500	1.5677	1.6785	1.5397	1.7079	1.5112	1.7383	1.4822	1.7694
75	1.5981	1.6521	1.5709	1.6802	1.5432	1.7092	1.5151	1.7390	1.4866	1.7698
76	1.6009	1.6541	1.5740	1.6819	1.5467	1.7104	1.5190	1.7399	1.4909	1.7701
77	1.6036	1.6561	1.5771	1.6835	1.5502	1.7117	1.5228	1.7407	1.4950	1.7704
78	1.6063	1.6581	1.5801	1.6851	1.5535	1.7129	1.5265	1.7415	1.4991	1.7708
79	1.6089	1.6601	1.5830	1.6867	1.5568	1.7141	1.5302	1.7423	1.5031	1.7712
80	1.6114	1.6620	1.5859	1.6882	1.5600	1.7153	1.5337	1.7430	1.5070	1.7716



**YAYASAN PERGURUAN 17 AGUSTUS 1945 SURABAYA
UNIVERSITAS 17 AGUSTUS 1945 (UNTAG) SURABAYA
FAKULTAS EKONOMI**

PROGRAM STUDI EKONOMI BISNIS (S1)
PROGRAM STUDI MANAJEMEN (S1)
PROGRAM STUDI AKUNTANSI (S1)
PROGRAM STUDI MAGISTER MANAJEMEN (S2)
PROGRAM STUDI DOKTOR ILMU EKONOMI (S3)

TERAKREDITASI
TERAKREDITASI
TERAKREDITASI
TERAKREDITASI

Kampus: Jl. Semolowaru 45 Surabaya 60118, Telp (031) 5925289, 082233788126 E-mail: fe@untag-



KARTU BIMBINGAN SKRIPSI

Nama Mahasiswa / NBI : Fatmawati / 1211908402 /

Nama Pembimbing : Dra. Ec. Erma Yuliaty, MM

Judul Skripsi : Pengaruh Inflasi, Suku bunga, Ekspor dan Impor
Terhadap pergerakan nilai tukar Rupiah
Periode 2012 - 2016

Mulai Program Skripsi : Semester 7..... Thn. Ak. 2017..... Selesai Bimbingan Tanggal.....

No.	HARI / TANGGAL	KONSENTRASI		PARAF
		BAB / HAL	KETERANGAN REVISI	
1.	Selasa / 24-10-2017	bab I	Revisi	
2.	Selasa / 14-11-2017	bab I & II	Acc	
3.	Senin / 27-11-2017	bab III	Acc	
4.	Kamis / 11-01-2017	bab IV	Acc	
5.	Selasa / 16-01-2017	bab V	Revisi	
6.	Rabu / 17-01-2017	bab V	Revisi	
7.	Kamis / 18-01-2017	bab V	Acc	
8.	Selasa / 23-01-2017	bab VI	Acc	

Perpanjangan I
Semester :
Th. Ak. :
Paraf Kajar :

Surabaya,
Dra. Ec. Erma Yuliaty, MM
(Nama dan tanda tangan Pembimbing)



YAYASAN PERGURUAN 17 AGUSTUS 1945 SURABAYA
UNIVERSITAS 17 AGUSTUS 1945 (UNTAG) SURABAYA

FAKULTAS EKONOMI

PROGRAM STUDI EKONOMI BISNIS (S1)
PROGRAM STUDI MANAJEMEN (S1)
PROGRAM STUDI AKUNTANSI (S1)
PROGRAM STUDI MAGISTER MANAJEMEN (S2)
PROGRAM STUDI DOKTOR ILMU EKONOMI (S3)

TERAKREDITASI
TERAKREDITASI
TERAKREDITASI
TERAKREDITASI

Kampus: Jl. Semolowaru 45 Surabaya 60118, Telp.: (031) 5925289, 081216781170 E-mail: f@untag-sby.ac.id

Nomor : 155/K/FE/I/2018
Lampiran : -
Perihal : **Permohonan Ijin Untuk
Mengadakan Penelitian**

Kepada : Yth. Pimpinan. BANK INDONESIA
www.bi.go.id dan www.bps.go.id

Dengan hormat,

Sebagai salah satu persyaratan untuk menyelesaikan studi pada Program Strata 1, maka mahasiswa diwajibkan untuk menyusun dan mempertahankan skripsi sebagai hasil penerapan pelajaran teori serta praktek yang diperoleh berdasarkan penelitian. Sehubungan dengan hal tersebut, maka dengan ini kami mohon perkenan Bapak / Ibu untuk memberikan ijin kepada mahasiswa :

Nama : Fatmawati
N. P. M : 1211408402
Fakultas / Program Studi : Ekonomi / Manajemen
Alamat : Sukolilo Barat Bangkalan Madura
Telp./Hp. 082231311527

Guna melakukan penelitian pada :

BANK INDONESIA

untuk memperoleh data sesuai dengan Skripsi yang sedang disusunnya dengan judul " PENGARUH INFLASI, SUKU BUNGA, EKSPOR DAN IMPOR TERHADAP PERGERAKAN NILAI TUKAR RUPIAH PERIODE 2012-2016 "

Demikian permohonan kami, atas perhatiannya kami sampaikan terima kasih.

Surabaya, 19 Januari 2018

Dekan,



Dr. H. Slamet Riyadi, MSi., Ak. CA
NPP. 20220.93.0319