

Lampiran

Hasil Skala

1. Perilaku Bullying

S u b y e m k	A i t e m 2	A i t e m 3	A i t e m 4	A i t e m 5	A i t e m 6	A i t e m 7	A i t e m 8	A i t e m 9	A i t e m 10	A i t e m 11	A i t e m 12	A i t e m 13	A i t e m 14	A i t e m 15	A i t e m 16	A i t e m 17	A i t e m 18	A i t e m 19	A i t e m 20	A i t e m 21	A i t e m 22	A i t e m 23	A i t e m 24	A i t e m 25	A i t e m 26	T o t a l			
1	4	4	4	4	4	5	4	4	2	2	2	4	4	2	4	2	4	2	2	2	2	2	2	2	4	2	2	1	88
2	1	1	2	2	2	2	2	2	2	2	2	2	2	2	2	2	2	2	2	2	2	2	2	2	2	2	2	2	58
3	2	1	2	2	2	1	4	4	2	2	2	4	4	1	4	2	2	1	1	1	4	1	1	1	1	1	1	1	59
4	4	4	4	2	4	2	4	1	2	1	1	1	1	1	1	1	1	1	1	5	2	2	2	1	1	2	2	2	59
5	2	1	2	2	2	1	2	1	1	1	1	1	1	1	1	2	1	1	1	1	4	1	2	1	1	1	1	1	40
6	2	1	4	2	2	1	4	2	1	1	2	1	2	1	2	2	4	1	2	2	4	2	2	1	1	1	1	1	55
7	2	2	2	2	2	2	4	2	2	2	2	2	2	2	2	2	1	1	2	2	4	2	2	2	2	2	2	2	62
8	2	2	2	2	2	2	2	2	2	2	2	2	2	2	2	2	2	2	2	2	2	2	2	2	2	2	2	2	62

9	1	1	1	1	1	1	1	1	2	2	1	1	1	1	1	1	1	1	1	1	5	1	1	1	1	1	1	1	1	1	1	1	1	1	1	1	1	3
																																						6
1	1	1	2	1	1	1	2	2	2	2	2	2	2	1	1	1	1	1	1	1	1	2	1	2	2	1	2	2	2	2	2	2	2	2	1	4		
0																																						4
1	2	2	2	1	1	1	2	2	2	1	2	2	1	2	2	1	1	2	1	2	1	2	4	1	2	1	2	2	2	2	2	2	2	2	2	2	5	
1																																					2	
1	2	2	4	2	2	2	4	4	2	2	2	2	2	1	1	2	1	1	2	2	4	1	2	2	1	1	4	2	1	2	1	2	6					
2																																					2	
1	2	2	2	2	2	2	2	2	2	1	1	2	2	1	2	2	2	2	2	1	2	4	2	2	2	2	2	2	2	2	2	2	2	2	2	2	5	
3																																					8	
1	1	1	1	1	1	1	1	1	1	1	1	1	1	1	1	1	1	1	1	1	1	2	5	1	2	1	1	1	1	1	1	1	1	1	1	3		
4																																					6	
1	4	4	4	4	2	2	2	2	2	1	2	2	2	2	2	2	2	2	2	2	2	4	2	2	2	2	2	2	2	2	2	2	2	2	2	6		
5																																					9	
1	2	2	2	2	2	2	2	2	2	2	4	1	1	1	1	1	1	2	1	4	1	4	2	2	2	1	1	1	1	1	1	1	1	1	5			
6																																					3	
1	4	2	4	4	4	2	4	4	2	2	2	4	4	1	4	2	2	2	2	2	4	2	2	1	1	1	1	1	1	1	1	1	1	1	7			
7																																					2	
1	4	1	2	2	2	2	2	2	4	2	4	1	2	2	2	2	4	2	4	2	4	2	4	2	2	2	2	2	2	4	2	2	4	7				
8																																					4	
1	2	2	2	2	2	2	2	2	1	1	1	2	2	1	2	2	2	1	1	2	4	2	2	2	2	2	2	2	2	2	2	2	2	2	2	5		
9																																					6	
2	2	2	2	2	2	2	2	4	4	4	4	4	4	4	4	4	2	2	4	4	4	2	2	2	4	4	2	4	4	4	4	4	4	4	9			
0																																					4	
2	2	2	4	2	4	2	4	2	2	2	2	4	2	2	5	1	4	2	1	1	4	1	2	2	2	2	2	2	2	2	1	1	6					
1																																					9	
2	2	2	2	4	2	1	2	2	2	1	1	2	2	1	2	2	2	1	1	2	2	2	2	2	2	2	2	2	2	2	2	2	2	2	2	5		
2																																						6

2 3	1	1	2	2	2	2	2	4	2	1	2	2	2	1	1	2	2	1	1	2	4	2	2	1	1	1	2	1	1	1	5	1
2 4	1	1	1	1	1	1	1	1	1	1	1	2	2	1	2	1	1	1	1	5	5	1	1	1	1	1	1	1	1	1	4	1
2 5	2	2	4	1	1	1	1	1	1	1	5	1	1	1	1	1	1	1	1	5	1	1	1	1	1	1	1	1	1	4	3	
2 6	2	2	2	2	2	2	2	4	2	2	2	2	2	2	2	4	2	2	2	4	2	2	2	2	2	2	2	2	2	6	6	
2 7	2	2	4	2	2	2	2	2	2	2	2	2	2	2	2	2	2	2	2	4	2	2	2	1	2	2	2	2	2	6	3	
2 8	2	2	2	1	1	1	2	1	1	1	1	1	1	1	1	1	2	1	1	1	4	1	1	1	1	1	2	1	1	3	9	
2 9	4	2	4	2	1	2	2	2	2	2	2	2	4	2	4	1	2	2	2	2	4	1	2	2	2	1	4	2	2	6	8	
3 0	2	2	2	2	2	2	4	4	2	2	4	2	2	4	2	2	2	2	2	4	1	2	2	2	2	2	2	2	2	6	9	
3 1	2	2	2	2	2	2	2	1	1	1	1	2	2	1	4	2	2	1	1	4	4	1	1	1	1	1	1	1	1	5	0	
3 2	4	4	4	4	2	1	2	2	2	1	1	2	1	1	1	2	2	1	1	2	2	1	1	2	1	1	1	1	1	5	2	
3 3	2	1	4	4	2	2	4	2	1	1	4	2	1	1	2	2	1	1	1	2	5	2	1	1	1	1	2	1	1	5	6	
3 4	2	1	2	1	2	1	1	1	1	1	1	4	1	1	4	1	2	1	1	1	4	1	1	1	1	1	4	1	1	4	7	
3 5	2	2	1	4	4	2	4	2	2	1	4	2	1	1	2	2	2	1	1	1	4	1	2	4	2	2	2	1	1	6	1	
3 6	2	2	2	1	1	1	2	2	2	1	1	1	1	2	1	1	1	1	1	5	1	1	1	1	1	1	1	1	1	4	1	

37	4	1	1	1	1	1	4	1	1	1	1	1	1	1	4	1	1	1	1	1	5	1	1	1	1	1	4	1	1	1	4	6	
38	2	2	2	2	2	2	2	2	2	2	2	2	2	1	2	2	2	2	1	1	4	2	2	2	2	1	1	2	2	1	5	6	
39	1	1	4	2	2	2	2	4	1	1	1	2	2	2	2	2	2	2	2	2	2	1	1	1	1	1	4	1	1	1	5	3	
40	2	2	2	2	2	1	1	1	1	1	1	2	1	1	2	1	1	2	1	2	4	2	2	1	1	1	2	2	2	2	4	8	
41	1	1	1	2	2	1	2	4	2	1	1	1	1	1	1	2	2	1	1	1	4	1	2	1	1	1	2	1	1	1	4	4	
42	2	1	2	2	1	2	2	2	2	2	2	2	2	2	2	2	2	2	2	2	4	1	1	2	2	2	2	2	2	2	5	8	
43	2	2	2	2	2	2	2	2	1	1	1	2	1	1	4	2	2	1	1	1	5	2	2	1	1	1	1	1	1	1	5	0	
44	2	2	2	2	2	2	2	2	2	2	2	2	2	2	2	2	2	2	2	1	4	4	2	2	1	2	1	4	1	1	1	6	0
45	2	2	2	2	2	2	2	2	1	2	1	2	2	1	1	2	2	2	2	2	1	5	1	2	1	1	1	2	1	2	1	5	2
46	4	2	2	2	2	2	2	2	2	2	2	2	2	2	2	2	2	2	2	2	4	2	2	2	2	2	2	4	2	2	2	6	6
47	2	2	2	2	2	2	2	2	2	2	2	2	2	2	2	2	2	2	2	4	4	2	2	2	2	2	2	2	2	2	2	6	4
48	4	2	2	2	2	2	2	4	2	2	2	2	2	2	2	2	4	2	2	2	4	2	2	2	2	2	2	2	2	2	2	6	8
49	2	2	4	2	2	1	2	2	2	2	2	2	1	1	2	1	2	1	1	1	4	1	4	1	2	1	4	2	1	1	5	6	
50	4	4	4	4	4	2	4	2	1	4	2	4	2	2	4	2	1	2	4	1	4	2	2	2	2	1	4	1	1	2	7	8	

5 1	4	1	4	2	2	2	2	2	2	2	2	2	2	2	2	1	2	2	1	2	2	2	2	2	2	2	2	2	2	2	2	2	2	2	6 1
5 2	2	2	2	2	2	2	2	2	2	2	2	2	2	2	1	2	2	2	2	2	2	4	1	1	2	2	2	4	2	1	1	5 9			
5 3	4	2	2	4	2	2	4	4	2	2	2	2	4	1	4	2	4	2	2	1	4	2	4	2	2	2	4	2	2	2	7 8				
5 4	2	2	4	4	1	1	2	1	1	1	2	2	1	1	1	2	1	1	1	1	2	1	2	1	1	1	2	2	1	2	4 7				
5 5	1	1	1	2	2	2	2	2	2	1	1	1	2	1	1	2	2	1	1	2	4	1	2	1	1	1	1	1	1	1	1	4 4			
5 6	2	2	2	2	2	2	2	2	2	2	2	2	2	2	2	4	2	2	2	2	4	2	2	2	2	2	2	2	1	1	2	6 2			
5 7	1	1	1	1	1	1	2	1	1	1	1	1	1	1	1	2	1	1	1	2	5	1	2	1	1	1	1	1	1	1	3 8				
5 8	2	1	1	1	1	1	1	2	2	1	1	1	1	1	2	1	1	1	1	1	5	1	1	1	1	1	1	1	1	1	3 8				
5 9	1	1	2	1	2	1	1	2	2	1	2	2	2	1	2	1	1	1	1	2	4	1	2	1	1	1	2	1	1	4 4					
6 0	2	2	2	2	2	2	2	2	2	1	2	2	1	1	1	2	2	2	2	4	2	2	2	2	2	2	2	2	2	2	5 8				
6 1	2	2	2	2	2	2	2	2	2	1	1	1	2	1	2	2	1	1	1	2	5	1	1	1	1	1	1	1	2	1	2	4 9			
6 2	1	1	1	1	1	1	2	1	2	1	1	2	1	2	2	2	1	2	1	2	4	1	2	2	2	2	2	2	2	2	4 9				
6 3	4	4	4	5	5	2	4	2	2	2	4	2	2	2	5	2	1	4	2	4	2	2	4	4	2	2	4	4	2	2	9 0				
6 4	1	1	1	2	1	1	2	2	1	1	1	1	1	1	1	1	2	1	1	1	2	1	1	1	1	1	1	1	1	1	3 5				

65	4	2	4	2	2	2	4	2	1	2	2	2	1	1	2	2	2	2	1	4	4	2	2	1	2	1	2	2	2	2	2	64
66	2	2	2	2	2	2	2	4	4	4	4	4	4	4	2	4	4	4	4	2	2	2	4	4	4	4	4	4	4	4	4	98
67	2	2	2	2	2	2	2	4	4	4	4	4	4	2	4	2	2	4	4	4	2	2	4	4	4	1	4	1	2	4	88	
68	4	5	4	5	1	1	1	4	1	1	1	1	1	1	2	1	5	1	1	1	2	1	1	1	1	1	1	2	1	1	54	
69	4	5	2	1	1	1	2	1	1	1	1	1	1	1	2	2	1	4	1	4	1	4	1	4	1	1	1	1	1	1	50	
70	2	2	2	2	2	2	2	4	4	4	4	4	4	4	4	2	2	4	4	4	2	2	2	2	2	2	2	2	2	4	86	

2. Kecerdasan Emosi

Su by ek	Ite m 1	Ite m 3	Ite m 4	Ite m 5	Ite m 6	Ite m 7	Ite m 8	Ite m 11	Ite m 13	Ite m 14	Ite m 16	Ite m 29	Ite m 36	Ite m 38	To tal
1	2	4	4	4	4	4	4	4	2	2	4	4	2	2	46
2	4	4	4	4	4	4	4	4	4	4	4	4	4	4	56
3	5	4	2	4	5	4	5	4	5	4	4	5	2	2	55
4	5	2	4	4	4	5	5	4	5	2	4	5	4	5	58
5	4	5	4	5	4	4	5	5	4	4	5	5	2	4	60
6	4	4	2	4	4	4	5	5	4	4	5	5	4	2	56
7	5	4	2	2	4	4	4	4	4	4	4	4	5	4	54
8	4	4	4	4	4	4	4	4	2	4	4	4	4	4	54

9	5	5	5	5	5	5	5	5	5	5	5	5	5	5	70
10	5	4	4	5	5	5	5	4	5	5	4	4	5	5	65
11	4	2	4	4	5	4	4	4	5	4	4	4	5	5	58
12	5	4	4	4	5	4	4	4	5	2	4	4	4	4	57
13	4	4	2	4	4	2	4	4	4	4	4	4	4	4	52
14	5	5	5	5	5	5	5	5	5	5	5	5	5	4	69
15	4	4	4	4	4	4	4	4	4	4	4	4	4	4	56
16	4	4	2	1	4	4	5	4	4	4	4	4	5	4	53
17	4	4	4	4	4	4	4	4	4	4	4	4	4	4	56
18	4	4	4	1	2	2	4	4	2	2	5	4	2	5	45
19	4	4	4	4	4	4	4	4	4	4	4	4	4	4	56
20	4	4	4	4	4	4	4	4	4	4	4	4	4	4	56
21	4	4	4	4	4	4	5	4	4	2	4	4	4	4	55
22	5	4	4	2	4	2	4	4	4	4	4	4	4	4	53
23	4	5	4	5	4	4	5	4	5	5	4	4	4	4	61
24	5	5	5	1	5	5	5	5	5	5	4	5	5	5	65
25	5	5	5	5	5	5	5	5	5	5	5	5	5	4	69
26	4	4	4	4	4	4	4	4	4	4	4	4	2	4	54
27	2	4	4	4	4	4	4	4	4	4	4	4	2	4	52
28	4	4	2	4	4	4	5	4	5	4	4	4	4	5	57
29	5	4	2	4	4	2	5	4	5	4	4	4	4	4	55
30	4	4	4	4	4	4	4	4	5	2	4	4	4	4	55

31	5	4	4	4	4	4	4	4	4	4	4	4	4	4	57
32	4	4	4	4	4	4	4	4	2	2	4	4	4	4	52
33	4	2	2	4	2	2	4	4	2	2	4	4	2	4	42
34	4	4	4	4	5	4	5	4	5	5	5	4	4	5	62
35	4	4	2	2	4	2	4	4	2	2	4	4	2	2	42
36	5	5	5	5	5	5	5	5	5	5	5	5	5	5	70
37	5	5	5	5	5	5	5	5	5	5	5	4	5	5	69
38	4	4	4	4	4	4	4	4	4	4	5	4	4	4	57
39	4	4	4	4	4	4	4	4	4	4	4	4	5	5	58
40	4	4	2	4	4	2	4	4	5	4	4	4	4	4	53
41	4	4	4	4	5	5	5	4	5	4	4	4	4	4	60
42	5	5	4	5	5	4	4	4	5	5	4	4	5	5	64
43	4	4	2	4	4	4	4	4	4	4	4	4	4	4	54
44	4	5	2	4	2	4	4	4	4	4	4	4	4	4	53
45	2	4	4	4	4	4	5	4	4	4	4	4	4	4	55
46	4	4	2	4	4	2	4	4	4	2	4	4	2	2	46
47	4	4	2	4	4	4	4	4	4	4	5	4	4	4	55
48	4	4	4	4	4	4	4	4	4	4	4	4	2	2	52
49	4	4	2	4	4	4	4	4	5	4	5	4	4	4	56
50	2	2	2	2	4	4	4	4	2	2	4	4	2	2	40
51	4	4	4	4	4	4	4	4	4	4	4	4	4	4	56
52	4	4	4	4	4	4	4	4	4	4	4	4	4	4	56

53	5	4	4	2	4	4	4	4	5	2	4	4	2	5	53
54	5	1	4	5	4	4	5	4	4	4	5	2	4	55	
55	5	5	5	5	5	2	4	4	4	4	5	4	4	4	60
56	4	4	4	4	4	4	4	4	4	4	4	4	4	4	56
57	5	5	5	5	5	4	5	5	5	5	5	4	4	4	66
58	5	5	5	4	4	4	5	5	5	5	5	5	4	4	65
59	4	4	2	4	4	4	5	4	4	5	5	4	4	4	57
60	4	4	4	4	4	4	4	4	4	4	4	4	4	4	56
61	4	5	4	4	5	4	4	5	5	4	5	4	4	4	61
62	4	4	4	4	4	4	4	5	5	4	5	4	4	4	59
63	4	5	4	4	4	5	5	4	4	4	4	4	4	4	59
64	5	4	4	4	4	4	4	4	5	4	5	4	4	4	59
65	4	4	2	2	4	4	4	4	4	4	4	4	4	4	52
66	4	4	4	4	4	4	4	4	4	4	4	4	4	4	56
67	4	4	4	4	4	4	4	4	4	4	4	4	4	4	56
68	5	4	4	4	5	5	4	5	4	5	4	4	4	4	61
69	5	5	4	5	5	5	5	5	5	2	5	5	4	4	64
70	4	4	4	4	4	4	4	4	4	4	4	4	4	4	56

3. Kontrol Diri

S u b y e k	It e m 1 0	It e m 1 4	It e m 1 5	It e m 1 6	It e m 1 8	It e m 2 0	It e m 2 1	It e m 2 2	It e m 2 4	It e m 2 5	It e m 2 6	It e m 2 7	It e m 2 8	It e m 3 0	It e m 3 1	It e m 3 2	It e m 3 3	It e m 3 4		
1	0	0	0	1	0	0	0	0	1	0	0	0	0	0	0	0	0	0	1	3
2	0	1	0	1	0	0	0	0	1	0	0	0	1	0	0	0	0	0	1	5
3	0	1	0	1	1	0	0	0	0	0	0	0	0	0	0	0	1	0	1	5
4	0	1	0	0	0	1	0	0	1	0	0	0	1	0	0	0	0	0	0	4
5	0	0	0	1	0	0	0	0	0	0	0	0	1	0	0	1	0	0	0	3
6	0	0	1	1	0	0	0	0	0	0	0	0	0	0	0	1	0	0	0	3
7	0	1	0	1	0	1	1	0	0	0	0	1	1	1	0	0	0	0	0	7
8	0	1	0	0	0	0	0	0	0	0	0	0	0	0	0	0	0	0	0	1
9	0	1	1	1	0	0	1	0	0	0	0	0	1	0	0	0	0	0	0	5
1 0	0	1	0	1	0	0	0	0	0	0	0	0	0	0	0	0	1	0	0	3
1 1	0	1	0	1	0	0	0	0	1	0	0	1	1	0	0	1	0	1	1	7
1 2	0	1	0	1	0	0	0	0	0	0	0	0	1	1	0	0	0	0	0	4
1 3	0	1	0	1	0	0	0	0	0	0	0	0	1	0	0	0	0	0	0	3
1 4	0	1	0	1	0	0	0	0	0	0	0	0	0	0	0	1	0	0	0	3
1 5	0	1	0	1	0	0	0	0	0	0	0	0	0	0	0	1	0	0	0	3
1 6	1	0	0	1	0	0	1	0	0	0	0	0	0	1	0	0	1	0	0	5

17	1	0	0	0	0	0	0	0	0	0	0	0	0	0	0	0	0	1
18	0	1	0	1	0	0	0	0	0	0	1	0	1	0	0	0	0	4
19	0	1	0	1	0	0	0	0	0	0	0	0	0	0	0	0	1	3
20	1	1	1	1	1	1	1	1	1	1	1	1	1	1	1	1	1	18
21	0	1	0	1	0	0	0	0	0	0	0	0	0	0	0	0	0	2
22	0	1	0	1	0	0	0	0	0	0	0	0	1	0	0	1	0	4
23	0	1	0	1	0	0	0	0	1	0	0	1	1	0	0	1	0	7
24	0	1	0	1	0	0	0	0	0	0	0	0	0	0	0	0	0	2
25	0	0	0	1	0	0	0	0	0	0	0	0	0	0	0	0	0	1
26	0	1	0	1	0	0	0	0	0	0	0	0	0	0	0	1	0	4
27	0	1	0	1	0	0	0	0	0	0	0	0	0	0	0	1	0	3
28	0	0	0	1	0	0	0	0	0	0	0	0	0	0	0	0	0	1
29	0	1	0	1	0	0	1	0	1	0	1	1	1	1	0	1	0	10
30	0	1	0	1	1	0	0	0	1	0	0	1	1	0	0	0	0	6
31	0	1	0	1	0	0	0	0	0	0	0	0	0	0	0	0	0	2
32	0	0	0	1	0	0	0	0	0	0	0	0	0	0	0	0	1	2
33	0	0	0	1	0	0	0	0	0	0	0	0	0	1	0	1	0	3
34	0	1	0	1	0	0	0	0	0	0	0	1	1	0	0	0	0	4
35	0	1	0	1	0	0	0	0	0	0	0	1	1	0	0	0	0	4

5																			
36	0	1	0	1	0	0	1	0	0	0	0	0	0	0	0	0	0	0	3
37	0	1	0	1	0	1	0	0	0	0	0	1	0	0	0	1	0	0	5
38	0	1	0	1	0	0	0	0	0	0	0	0	0	0	0	1	0	1	4
39	0	1	0	1	0	0	0	0	0	0	0	1	0	0	0	0	0	0	3
40	0	0	0	1	0	0	0	0	0	0	0	0	0	0	0	0	0	0	1
41	0	1	0	1	0	0	0	0	0	0	0	0	1	0	0	1	0	0	4
42	0	1	0	1	0	0	0	0	1	0	1	1	0	0	0	1	1	1	8
43	0	1	0	1	0	0	0	0	0	0	0	0	0	0	0	0	0	0	2
44	0	1	1	1	0	0	0	0	1	0	0	0	0	0	0	0	0	0	4
45	0	1	0	1	0	0	0	0	0	0	0	0	0	0	0	1	0	0	3
46	0	1	0	1	0	0	0	0	0	0	0	0	0	0	0	0	0	1	3
47	0	1	1	1	0	1	0	0	0	0	0	0	1	0	0	0	0	0	5
48	0	1	0	1	0	0	0	0	1	0	1	0	1	0	0	1	0	1	7
49	0	1	0	1	0	1	1	0	0	0	0	0	1	1	0	1	0	1	8
50	0	0	0	1	0	0	1	1	1	0	1	0	0	1	0	0	0	0	6
51	0	1	0	1	0	0	0	0	1	0	0	1	1	0	0	0	0	0	5
52	0	0	0	1	0	0	0	0	1	0	1	0	1	0	0	0	0	0	4
53	0	1	0	1	0	0	1	0	0	0	0	1	1	1	0	0	0	0	6

54	0	1	1	1	0	0	0	0	1	0	0	0	0	0	0	0	0	4	
55	0	1	0	1	0	0	0	0	0	0	0	0	0	0	0	0	0	2	
56	0	1	0	1	1	0	0	0	0	0	0	0	0	0	0	0	1	4	
57	0	1	1	1	0	0	0	0	1	0	0	0	0	0	0	1	1	0	6
58	0	0	0	1	0	0	0	0	0	0	0	0	0	0	0	1	0	0	2
59	0	1	0	1	0	0	0	0	0	0	1	0	1	0	0	0	0	1	5
60	0	1	0	1	0	0	0	0	1	0	1	0	0	1	0	0	0	0	5
61	0	1	0	1	0	0	0	0	0	0	0	0	0	0	0	1	0	0	3
62	0	1	0	1	0	0	0	0	0	0	0	0	0	0	0	1	0	0	3
63	1	1	0	1	1	0	1	1	1	0	0	1	1	1	1	1	0	1	13
64	0	1	0	1	0	1	0	0	0	0	0	0	0	0	0	1	0	1	5
65	0	1	0	1	0	0	0	0	0	0	0	0	0	0	0	1	0	1	4
66	1	1	1	1	1	1	1	1	1	1	1	1	1	1	1	1	1	1	18
67	1	1	1	1	1	1	1	1	1	1	1	1	1	1	1	1	1	1	18
68	0	0	0	1	0	1	0	0	0	0	0	0	0	0	0	1	1	0	4
69	0	1	0	1	0	0	0	0	0	0	0	1	1	0	0	0	0	0	4
70	1	1	1	1	1	1	1	1	1	1	1	1	1	1	1	1	1	1	18

A. Uji Validitas

1. Perilaku bullying

Scale: 1

Case Processing Summary

	N	%
Valid	70	100,0
Cases Excluded ^a	0	,0
Total	70	100,0

a. Listwise deletion based on all variables in the procedure.

Reliability Statistics

Cronbach's Alpha	N of Items
,897	36

Item-Total Statistics

	Scale Mean if Item Deleted	Scale Variance if Item Deleted	Corrected Item- Total Correlation	Cronbach's Alpha if Item Deleted
Aitem1	69,63	237,889	-,187	,906
Aitem2	69,81	217,603	,451	,893
Aitem3	70,19	221,400	,354	,895
Aitem4	69,70	221,633	,306	,896
Aitem5	69,96	217,781	,458	,893
Aitem6	70,16	217,120	,580	,891
Aitem7	70,44	220,134	,642	,892
Aitem8	69,79	219,098	,433	,894
Aitem9	69,86	216,182	,504	,892
Aitem10	70,29	219,077	,572	,892
Aitem11	70,49	214,311	,732	,889
Aitem12	70,17	214,666	,546	,892
Aitem13	70,10	214,874	,620	,891
Aitem14	70,26	212,658	,683	,889
Aitem15	70,64	219,045	,612	,892
Aitem16	69,89	210,769	,601	,890
Aitem17	70,34	225,620	,368	,895
Aitem18	70,20	220,394	,409	,894
Aitem19	69,23	228,353	,092	,900
Aitem20	70,47	214,166	,740	,889
Aitem21	70,43	214,393	,615	,890
Aitem22	70,14	221,342	,329	,896
Aitem23	69,77	222,556	,259	,897
Aitem24	69,44	221,873	,265	,897
Aitem25	68,36	244,262	-,407	,908
Aitem26	70,61	223,458	,586	,893
Aitem27	70,23	223,280	,398	,894
Aitem28	70,20	228,510	,162	,897
Aitem29	70,19	228,588	,121	,898
Aitem30	70,44	215,120	,704	,890
Aitem31	70,53	217,441	,695	,891
Aitem32	70,66	222,837	,539	,893

Aitem33	69,90	212,932	,572	,891
Aitem34	70,49	219,993	,576	,892
Aitem35	70,56	219,439	,594	,892
Aitem36	70,46	217,324	,606	,891

Scale: 2

Case Processing Summary

		N	%
Cases	Valid	70	100,0
	Excluded ^a	0	,0
	Total	70	100,0

a. Listwise deletion based on all variables in the procedure.

Reliability Statistics

Cronbach's Alpha	N of Items
,918	30

Item-Total Statistics

	Scale Mean if Item Deleted	Scale Variance if Item Deleted	Corrected Item- Total Correlation	Cronbach's Alpha if Item Deleted
Aitem2	55,59	194,159	,411	,917
Aitem3	55,96	197,462	,322	,918
Aitem4	55,47	197,528	,282	,919
Aitem5	55,73	194,693	,403	,917
Aitem6	55,93	193,893	,523	,915
Aitem7	56,21	195,794	,621	,914
Aitem8	55,56	195,989	,374	,917
Aitem9	55,63	191,251	,520	,915
Aitem10	56,06	193,330	,626	,914
Aitem11	56,26	189,034	,774	,911
Aitem12	55,94	189,765	,564	,914
Aitem13	55,87	189,853	,645	,913
Aitem14	56,03	187,622	,714	,912
Aitem15	56,41	193,145	,677	,913
Aitem16	55,66	186,229	,613	,913
Aitem17	56,11	200,740	,360	,917
Aitem18	55,97	196,144	,390	,917
Aitem20	56,24	188,534	,800	,911
Aitem21	56,20	189,293	,644	,913
Aitem22	55,91	194,659	,395	,917
Aitem25	54,13	219,128	-,439	,930
Aitem26	56,39	198,675	,579	,915
Aitem27	56,00	198,087	,413	,916
Aitem30	56,21	190,316	,722	,912
Aitem31	56,30	191,778	,754	,912
Aitem32	56,43	197,582	,564	,915
Aitem33	55,67	189,151	,554	,914
Aitem34	56,26	194,310	,627	,914
Aitem35	56,33	193,731	,648	,913
Aitem36	56,23	191,599	,660	,913

2. Kecerdasan Emosi

Scale: 1

Case Processing Summary

		N	%
Cases	Valid	70	100,0
	Excluded ^a	0	,0
	Total	70	100,0

a. Listwise deletion based on all variables in the procedure.

Reliability Statistics

Cronbach's Alpha	N of Items
,635	38

	Scale Mean if Item Deleted	Scale Variance if Item Deleted	Corrected Item-Total Correlation	Cronbach's Alpha if Item Deleted
Item1	144,929	71,053	,263	,623
Item2	144,971	73,651	,024	,640
Item3	145,071	68,966	,408	,612

Item4	145,529	67,528	,374	,609
Item5	145,257	67,353	,414	,607
Item6	144,971	70,086	,401	,616
Item7	145,229	70,179	,280	,620
Item8	144,786	73,185	,163	,631
Item9	145,671	70,717	,129	,634
Item10	145,814	67,922	,226	,624
Item11	144,943	71,794	,411	,622
Item12	145,986	73,232	-,016	,654
Item13	144,957	67,781	,433	,607
Item14	145,314	66,914	,439	,604
Item15	145,029	74,898	-,043	,638
Item16	144,857	72,936	,208	,629
Item17	145,457	71,005	,135	,633
Item18	145,171	72,869	,164	,630
Item19	145,543	68,339	,294	,617
Item20	145,286	69,830	,259	,621
Item21	145,357	69,131	,288	,618
Item22	145,171	75,217	-,079	,643
Item23	145,743	74,658	-,065	,655
Item24	145,471	76,514	-,158	,658
Item25	144,929	73,661	,097	,634
Item26	144,886	74,393	,010	,638
Item27	145,743	70,310	,148	,632
Item28	144,857	74,008	,070	,635
Item29	144,971	73,304	,202	,630
Item30	144,829	72,927	,135	,632
Item31	144,857	73,573	,126	,632
Item32	145,114	77,784	-,241	,662
Item33	145,000	72,493	,094	,635
Item34	145,186	71,835	,137	,632
Item35	145,257	73,759	,034	,638
Item36	145,343	67,185	,433	,605
Item37	145,643	68,929	,236	,623
Item38	145,157	70,018	,322	,618

Scale: 2

Case Processing Summary

	N	%
Valid	70	100,0
Cases Excluded ^a	0	,0
Total	70	100,0

a. Listwise deletion based on all variables in the procedure.

Reliability Statistics

Cronbach's Alpha	N of Items
,730	32

Item-Total Statistics

	Scale Mean if Item Deleted	Scale Variance if Item Deleted	Corrected Item- Total Correlation	Cronbach's Alpha if Item Deleted
Item1	122,586	73,551	,345	,718
Item2	122,629	76,295	,085	,733
Item3	122,729	71,998	,441	,712
Item4	123,186	70,153	,423	,710
Item5	122,914	70,253	,447	,709
Item6	122,629	72,701	,482	,713
Item7	122,886	72,277	,381	,715
Item8	122,443	75,758	,279	,723
Item9	123,329	75,557	,064	,739
Item10	123,471	73,151	,146	,735
Item11	122,600	74,678	,502	,718
Item13	122,614	70,153	,507	,706
Item14	122,971	69,217	,511	,704
Item16	122,514	75,645	,314	,722
Item17	123,114	73,842	,171	,729
Item18	122,829	76,637	,140	,728
Item19	123,200	73,467	,199	,727
Item20	122,943	73,475	,248	,723
Item21	123,014	74,130	,193	,727
Item25	122,586	76,217	,210	,726
Item26	122,543	76,860	,129	,728
Item27	123,400	77,171	-,014	,745
Item28	122,514	76,514	,203	,726
Item29	122,629	76,324	,282	,724
Item30	122,486	75,558	,219	,725
Item31	122,514	76,224	,240	,725
Item33	122,657	74,547	,190	,726
Item34	122,843	75,352	,137	,730
Item35	122,914	77,587	,014	,735
Item36	123,000	69,826	,484	,707
Item37	123,300	75,228	,089	,736
Item38	122,814	72,704	,383	,715

Scale: 3

Case Processing Summary

	N	%
Valid	70	100,0
Cases Excluded ^a	0	,0
Total	70	100,0

a. Listwise deletion based on all variables in the procedure.

Reliability Statistics

Cronbach's Alpha	N of Items
,852	14

Item-Total Statistics

	Scale Mean if Item Deleted	Scale Variance if Item Deleted	Corrected Item- Total Correlation	Cronbach's Alpha if Item Deleted
Item1	52,471	33,905	,487	,843
Item3	52,614	33,864	,454	,845
Item4	53,071	31,719	,506	,843
Item5	52,800	33,090	,409	,850
Item6	52,514	33,558	,617	,836
Item7	52,771	32,730	,536	,840
Item8	52,329	35,470	,488	,844
Item11	52,486	35,471	,599	,842
Item13	52,500	31,268	,664	,831
Item14	52,857	31,226	,591	,836
Item16	52,400	35,954	,430	,847
Item29	52,514	36,456	,416	,848
Item36	52,886	31,465	,583	,837
Item38	52,700	33,981	,438	,845

3. Kontrol Diri

Scale: 1

Case Processing Summary

	N	%
Valid	70	100,0
Cases Excluded ^a	0	,0
Total	70	100,0

a. Listwise deletion based on all variables in the procedure.

Reliability Statistics

Cronbach's Alpha	N of Items
,828	34

Item-Total Statistics

	Scale Mean if Item Deleted	Scale Variance if Item Deleted	Corrected Item- Total Correlation	Cronbach's Alpha if Item Deleted
Item1	17,971	20,376	,134	,828
Item2	17,957	20,534	,000	,829
Item3	18,029	20,376	,039	,831
Item4	17,971	20,434	,080	,829
Item5	18,000	20,290	,110	,829
Item6	17,986	20,275	,153	,828
Item7	18,086	20,282	,046	,832
Item8	18,043	20,187	,106	,830
Item9	18,071	20,009	,147	,829
Item10	18,857	18,791	,631	,815
Item11	18,471	19,499	,176	,832
Item12	18,243	19,665	,164	,831
Item13	18,171	19,767	,162	,830
Item14	18,157	19,555	,229	,827
Item15	18,814	19,052	,441	,820
Item16	18,000	20,058	,238	,826
Item17	18,000	20,174	,174	,827
Item18	18,843	18,482	,708	,812
Item19	18,157	19,729	,180	,829
Item20	18,800	19,032	,428	,820
Item21	18,771	18,440	,577	,815
Item22	18,871	18,635	,747	,813
Item23	18,114	19,929	,144	,830
Item24	18,657	18,721	,401	,821
Item25	18,900	18,874	,790	,814
Item26	18,786	18,722	,508	,817
Item27	18,700	18,445	,501	,817
Item28	18,543	18,802	,345	,824
Item29	18,000	20,406	,047	,830
Item30	18,757	18,650	,495	,818
Item31	18,886	18,595	,837	,812
Item32	18,500	18,978	,298	,826

Item33	18,829	18,956	,499	,818
Item34	18,643	18,407	,476	,818

Scale: 2

Case Processing Summary

		N	%
Cases	Valid	70	100,0
	Excluded ^a	0	,0
	Total	70	100,0

a. Listwise deletion based on all variables in the procedure.

Reliability Statistics

Cronbach's Alpha	N of Items
,877	18

Item-Total Statistics

	Scale Mean if Item Deleted	Scale Variance if Item Deleted	Corrected Item- Total Correlation	Cronbach's Alpha if Item Deleted
Item10	4,814	13,313	,661	,866
Item14	4,114	14,161	,178	,883
Item15	4,771	13,541	,461	,872
Item16	3,957	14,650	,109	,880
Item18	4,800	13,206	,667	,865
Item20	4,757	13,375	,505	,870
Item21	4,729	12,954	,622	,866
Item22	4,829	13,159	,794	,863
Item24	4,614	12,965	,507	,871
Item25	4,857	13,400	,823	,864
Item26	4,743	13,208	,547	,869
Item27	4,657	12,953	,541	,869
Item28	4,500	13,152	,407	,876
Item30	4,714	12,990	,589	,867
Item31	4,843	13,178	,859	,862
Item32	4,457	13,614	,269	,883
Item33	4,786	13,446	,527	,870
Item34	4,600	13,084	,461	,873

B. Uji Reliabilitas

		Notes
Output Created		23-JUN-2020 16:22:54
Comments		
Input	Active Dataset	DataSet7
	Filter	<none>
	Weight	<none>
	Split File	<none>
	N of Rows in Working Data	70
Missing Value Handling	File	
	Definition of Missing	User-defined missing values for dependent variables are treated as missing.
Syntax	Cases Used	Statistics are based on cases with no missing values for any dependent variable or factor used.
		EXAMINE VARIABLES=PerilakuBullying KecerdasanEmosi KontrolDiri /PLOT BOXPLOT STEMLEAF NPLOT /COMPARE GROUPS /STATISTICS DESCRIPTIVES /CINTERVAL 95 /MISSING LISTWISE /NOTOTAL.
Resources	Processor Time	00:00:01.84
	Elapsed Time	00:00:01.85

Case Processing Summary

	Cases					
	Valid		Missing		Total	
	N	Percent	N	Percent	N	Percent
PerilakuBullying	70	100,0%	0	0,0%	70	100,0%
KecerdasanEmosi	70	100,0%	0	0,0%	70	100,0%
KontrolDiri	70	100,0%	0	0,0%	70	100,0%

Descriptives

		Statistic	Std. Error
PerilakuBullying	Mean	57,886	1,7202
		Lower	54,454
	95% Confidence	Bound	
	Interval for Mean	Upper	61,318
		Bound	
	5% Trimmed Mean		57,143
	Median		56,000
	Variance		207,146
	Std. Deviation		14,3926
	Minimum		35,0
	Maximum		98,0
	Range		63,0
	Interquartile Range		16,8
	Skewness		,795
Kurtosis		,499	,566
KecerdasanEmos	Mean	56,686	,7417

i		Lower	55,206	
	95% Confidence	Bound		
	Interval for Mean	Upper	58,165	
		Bound		
	5% Trimmed Mean		56,794	
	Median		56,000	
	Variance		38,508	
	Std. Deviation		6,2055	
	Minimum		40,0	
	Maximum		70,0	
	Range		30,0	
	Interquartile Range		6,0	
	Skewness		-,107	,287
	Kurtosis		,923	,566
	Mean		4,914	,4608
		Lower	3,995	
	95% Confidence	Bound		
	Interval for Mean	Upper	5,834	
		Bound		
	5% Trimmed Mean		4,405	
Median		4,000		
KontrolDiri	Variance	14,862		
	Std. Deviation	3,8551		
	Minimum	1,0		
	Maximum	18,0		
	Range	17,0		
	Interquartile Range	2,0		
	Skewness	2,376	,287	
	Kurtosis	5,769	,566	

Tests of Normality

	Kolmogorov-Smirnov ^a			Shapiro-Wilk		
	Statistic	df	Sig.	Statistic	df	Sig.
PerilakuBullying	,102	70	,069	,948	70	,006
KecerdasanEmosi	,139	70	,002	,938	70	,002
KontrolDiri	,263	70	,000	,701	70	,000

a. Lilliefors Significance Correction

Perilaku Bullying

PerilakuBullying Stem-and-Leaf Plot

Frequency Stem & Leaf

```

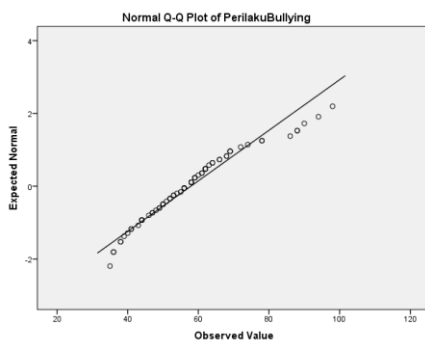
6.00  3 . 566889
14.00  4 . 01134444677899
23.00  5 . 00012223345666668888999
17.00  6 . 01122223446688999
4.00   7 . 2488
3.00   8 . 688

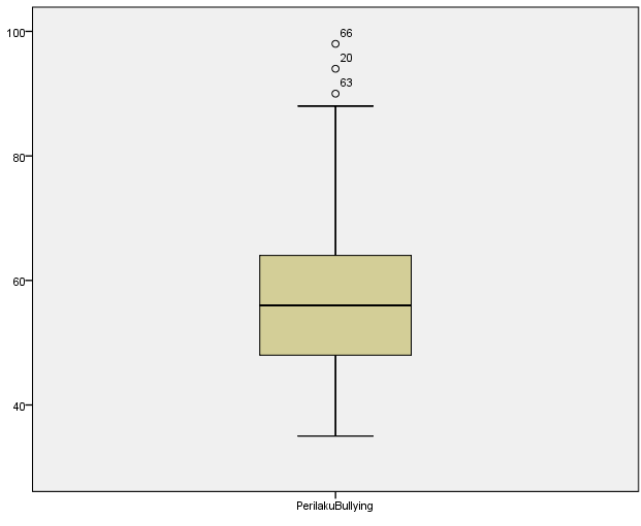
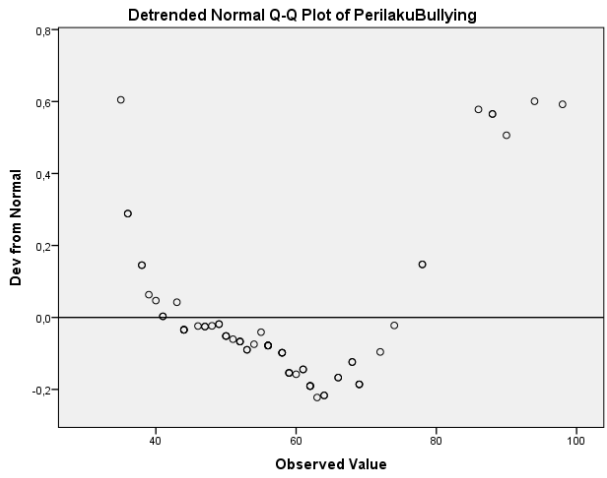
```

3.00 Extremes (>=90)

Stem width: 10.0

Each leaf: 1 case(s)





KecerdasanEmosi

KecerdasanEmosi Stem-and-Leaf Plot

Frequency Stem & Leaf

3.00 Extremes (= <42)

.00 4 .

3.00 4 . 566

14.00 5 . 22222333334444

32.00 5 . 555555566666666666666677777888999

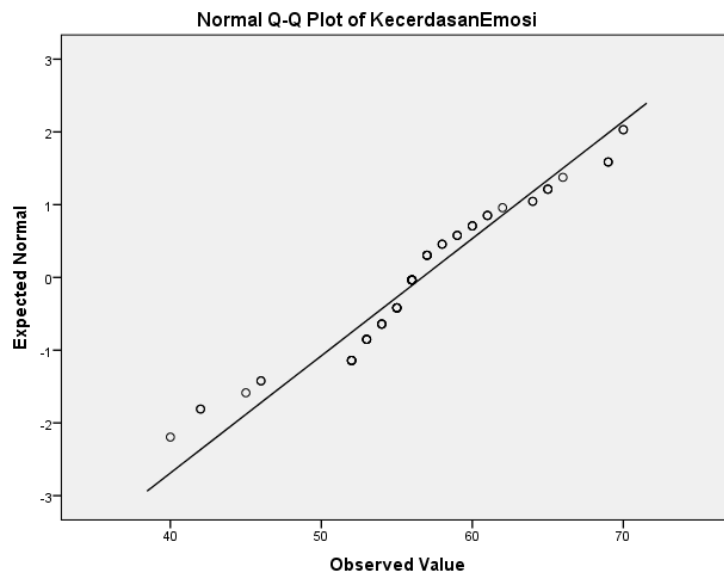
9.00 6 . 000111244

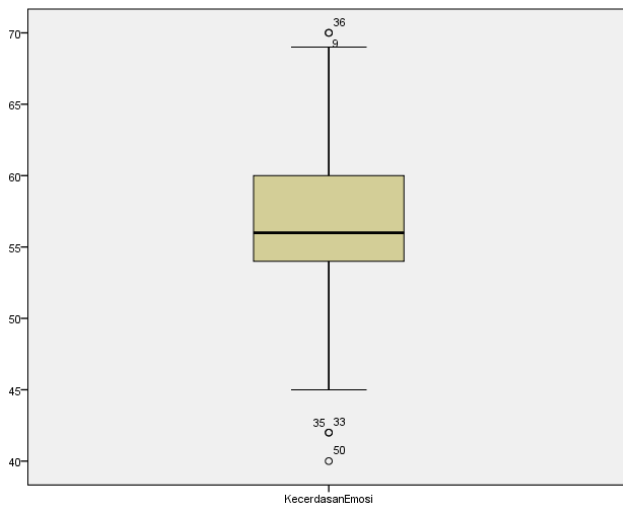
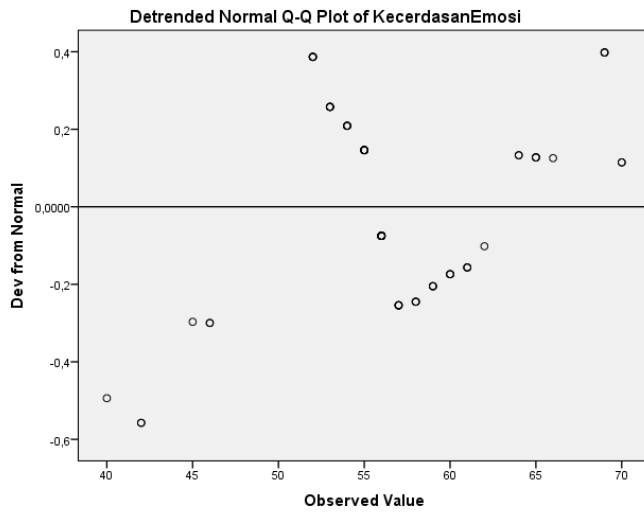
7.00 6 . 5556999

2.00 Extremes (>=70)

Stem width: 10.0

Each leaf: 1 case(s)





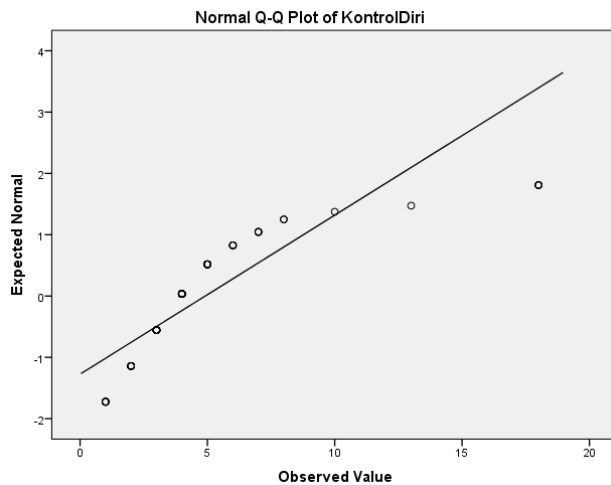
Kontrol Diri

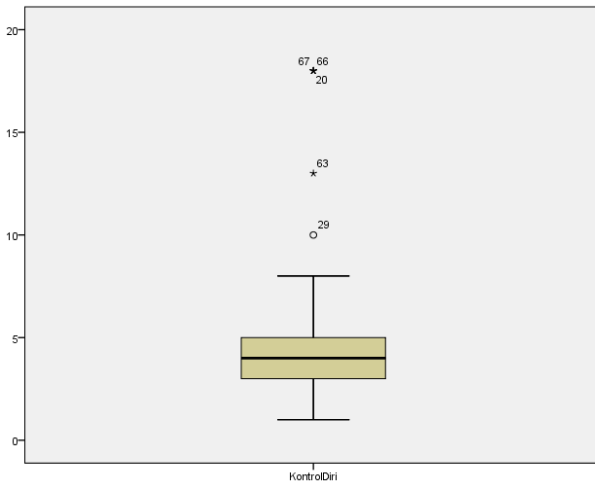
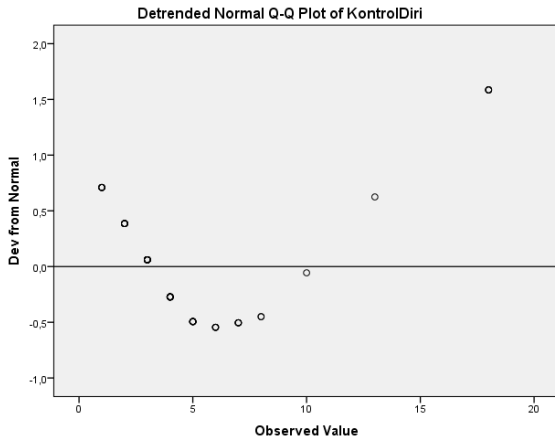
KontrolDiri Stem-and-Leaf Plot

Frequency	Stem & Leaf
5.00	1 . 00000
7.00	2 . 0000000
16.00	3 . 000000000000000000
16.00	4 . 000000000000000000
10.00	5 . 0000000000
4.00	6 . 0000
4.00	7 . 0000
2.00	8 . 00
6.00	Extremes (>=10.0)

Stem width: 1.0

Each leaf: 1 case(s)





C. Uji Linierity

1. Kecerdasan Emosi * Perilaku Bullying

Case Processing Summary

	Cases					
	Included		Excluded		Total	
	N	Percent	N	Percent	N	Percent
PerilakuBullying *	70	100,0%	0	0,0%	70	100,0%
KecerdasanEmosi						

Report

PerilakuBullying

KecerdasanEmosi	Mean	N	Std. Deviation
40,0	78,000	1	.
42,0	58,500	2	3,5355
45,0	74,000	1	.
46,0	77,000	2	15,5563
52,0	61,000	5	6,1644
53,0	59,000	5	11,4891
54,0	60,000	4	6,9282
55,0	61,143	7	8,8210
56,0	69,429	14	15,4706
57,0	50,200	5	9,1761
58,0	54,667	3	3,7859
59,0	58,000	3	28,5832
60,0	42,667	3	2,3094
61,0	51,333	3	2,5166
62,0	47,000	1	.
64,0	54,000	2	5,6569
65,0	41,000	3	3,0000
66,0	38,000	1	.
69,0	41,667	3	5,1316
70,0	38,500	2	3,5355
Total	57,886	70	14,3926

ANOVA Table

		Sum of Squares	df	Mean Square	F	Sig.
PerilakuBullyin g * KecerdasanEmosi	(Combined)	7498,333	19	394,649	2,904	,001
	Linearity	4129,619	1	4129,619	30,388	,000
	Deviation from Linearity	3368,715	18	187,151	1,377	,185
	Within Groups	6794,752	50	135,895		
Total		14293,086	69			

Measures of Association

	R	R Squared	Eta	Eta Squared
PerilakuBullying * KecerdasanEmosi	-,538	,289	,724	,525

2. Kontrol Diri * Perilaku Bullying

Case Processing Summary

	Cases					
	Included		Excluded		Total	
	N	Percent	N	Percent	N	Percent
Perilaku_Bullying * Kontrol_Diri	70	100,0%	0	0,0%	70	100,0%

Report

Perilaku_Bullying

Kontrol_Diri	Mean	N	Std. Deviation
1	52,80	5	13,809
2	49,14	7	10,172
3	54,69	16	12,826
4	57,56	16	7,857
5	51,40	10	10,480
6	65,75	4	18,980
7	58,25	4	8,180
8	57,00	2	1,414
10	68,00	1	.
13	90,00	1	.
18	91,50	4	5,508
Total	57,89	70	14,393

ANOVA Table

		Sum of Squares	df	Mean Square	F	Sig.
Perilaku_Bullying * Kontrol_Diri	(Combined)	7153,154	10	715,315	5,911	,000
	Between Groups					
	Linearity	5984,565	1	5984,565	49,453	,000
	Deviation from Linearity	1168,588	9	129,843	1,073	,396
	Within Groups	7139,932	59	121,016		
Total		14293,086	69			

Measures of Association

	R	R Squared	Eta	Eta Squared
Perilaku_Bullying * Kontrol_Diri	,647	,419	,707	,500

D. Koefisien Korelasi Spearman

1. Kecerdasan Emosi – Perilaku Bullying

Correlations			
		PerilakuBullying	KecerdasanEmosi
Spearman's rho	PerilakuBullying	Correlation Coefficient	1,000
		Sig. (2-tailed)	,628**
		N	70
	KecerdasanEmosi	Correlation Coefficient	-,628**
		Sig. (2-tailed)	,000
		N	70

** . Correlation is significant at the 0.01 level (2-tailed).

2. Kontrol Diri – Kecerdasan Emosi

Correlations			
		PerilakuBullying	KontrolDiri
Spearman's rho	PerilakuBullying	Correlation Coefficient	1,000
		Sig. (2-tailed)	,387**
		N	70
	KontrolDiri	Correlation Coefficient	,387**
		Sig. (2-tailed)	,001
		N	70

** . Correlation is significant at the 0.01 level (2-tailed).

F. Korelasi Speraman rho

Correlations

		Kecerdasan Emosi	Kontro IDiri	Perilaku Bullying
KecerdasanEmosi	Correlation Coefficient	1,000	-,020	-,628**
	Sig. (2-tailed)	.	,870	,000
	N	70	70	70
Spearman's rho KontrolDiri	Correlation Coefficient	-,020	1,000	,387**
	Sig. (2-tailed)	,870	.	,001
	N	70	70	70
PerilakuBullying	Correlation Coefficient	-,628**	,387**	1,000
	Sig. (2-tailed)	,000	,001	.
	N	70	70	70

** . Correlation is significant at the 0.01 level (2-tailed).