


LAMPIRAN 1


Kartu Bimbingan Skripsi

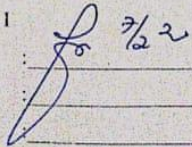

UNIVERSITAS 17 AGUSTUS 1945 (UNTAG) SURABAYA
FAKULTAS EKONOMI DAN BISNIS
 Kampus: Jl. Semolowaru 45 Surabaya 60118, Telp (031) 5925289, 081216781170 E-mail: feb@untag-sby.ac.id

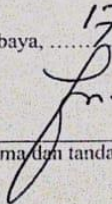
SEMESTER
Gasal / Genap

KARTU BIMBINGAN SKRIPSI

Nama Mahasiswa / NBI : Endah Yulianti / 121160020
 Nama Pembimbing : Dr. E. ulfi Prictiana, M.
 Judul Skripsi : Analisis Economic Value Added (EVA) Untuk Mengukur Kinerja Keuangan perusahaan (Studi kasus pada perusahaan Pulp and Paper yang terdaftar di Bursa Efek Indonesia) Periode 2016 - 2018.
 Mulai Program Skripsi : Semester 7 Thn. Ak. 2016 Selesai Bimbingan Tanggal.....

No.	HARI / TANGGAL	KONSENTRASI		PARAF
		BAB / HAL	KETERANGAN REVISI	
1.	24/9 19		Konsultasi judul	
2.	14/11 19	Bab I	Revisi	
3.	14/11 19	II	Revisi	
4.	14/11 19	III	Revisi	
5.	17/11 19	I, II, III	ACC	
6.	20/11 19	IV, V	Revisi	
7.	29/11 19	IV, V	Revisi	
8.	10/06 20	VI	Revisi	
9.	15/06 20	I, II, III, IV, V	ACC	
10.	22/06 20		terakhir.	

Perpanjangan I :  3/22
 Semester :
 Th. Ak. :
 Paraf KAJUR :

Surabaya, 17/ Juli 2020

 (Nama dan tanda tangan Pembimbing)

LAMPIRAN 2 (WACC PT. Alkindo Naratama Tbk.)

Tahun	Total Hutang	Total Hutang dan Ekuitas	Tingkat Hutang (D)
2016	209.442.676	410.330.576	51,04242488
2017	269.278.833	498.701.656	53,99597731
2018	254.539.097	526.129.315	48,37956938

Cost of Debt (rd) Dalam %

Tahun	Beban Bunga	Total Hutang	Cost of Debt (rd)
2016	(9.623.919.526)	209.442.676	-4595,013638
2017	(9.420.721.207)	269.278.833	-3498,500458
2018	(11.360.269.019)	254.539.097	-4463,074299

Tingkat Pajak (Tax) Dalam%

Tahun	Beban Pajak	Laba Bersih Sebelum Pajak	T
2016	(8.617.820)	33.847.325	-25,46085991
2017	(9.586.395)	38.621.790	-24,82120844
2018	(14.702.201)	57.590.217	-25,52899045

Tingkat Modal dan Ekuitas Dalam%

Tahun	Total Ekuitas	Total Hutang dan Ekuitas	Tingkat Ekuitas (E)
2016	200.827.900	410.330.376	48,94297662
2017	229.422.823	498.701.656	46,00402269
2018	271.590.217	526.129.315	51,62043043

Cost of Equity (re) Dalam%

Tahun	Laba Bersih Setelah Pajak	Total Ekuitas	Cost of Equity (re)
2016	25.229.505	200.887.900	12,55899683
2017	29.035.395	229.422.823	12,65584418
2018	42.506.275	271.590.217	15,65088591

LAMPIRAN 3 (WACC PT. Indah Kiat Pulp & Paper Tbk.)

Tingkat Hitung (D) Dalam %

Tahun	Total Hutang	Total Hutang dan Ekuitas	Tingkat Hutang (D)
2016	4.059.414	6.878.800	59,0134035
2017	4.416.589	7.634.236	57,85240331
2018	4.979.481	9.751.013	51,06629434

Cost of Debt (rd) Dalam %

Tahun	Beban Bunga	Total Hutang	Cost of Debt (rd)
2016	(117.241)	4.059.414	-2,888126217
2017	(123.680)	4.416.589	-2,800351131
2018	176.983	4.979.481	3,554245914

Tingkat pajak (Tax) Dalam %

Tahun	Beban Pajak	Laba bersih Sebelum pajak	T
2016	57.445	143.310	40,08443235
2017	43.805	457.087	9,583514736
2018	147.549	735.755	20,05409409

Tingkat Modal dan Ekuitas Dalam%

Tahun	Total Ekuitas	Total Hutang & Ekuitas	Tingkat Ekuitas
2016	2.819.386	6.878.800	40,9865965
2017	3.217.647	7.634.236	42,14759669
2018	3.771.532	8.751.013	43,09823331

Cost of Equity (re) Dalam %

Tahun	Laba Bersih Setelah pajak	Total Ekuitas	Cost of Equity (re)
2016	202.775	2.819.386	7,192168791
2017	413.282	3.217.647	12,84423058
2018	588.755	3.771.532	15,61049992

LAMPIRAN 4 (WACC PT. Toba Pulp Lestari Tbk.)

Tingkat Hitung (D) Dalam %

Tahun	Total Hutang	Total Hutang dan Ekuitas	Tingkat Hutang (D)
2016	176.929	339.428	52,12563489
2017	174.769	340.066	51,39267083
2018	241.050	411.225	58,61754514

Cost of Debt (rd) Dalam %

Tahun	Beban Bunga	Total Hutang	Cost of Debt (rd)
2016	(5.148)	176.929	-2,909641721
2017	(5.555)	174.769	-3,17848131
2018	(7.172)	241.050	-2,975316324

Tingkat pajak (Tax) Dalam %

Tahun	Beban Pajak	Laba bersih Sebelum pajak	T
2016	50.314	(12.822)	-392,4036812
2017	1.531	(29.986)	-5,105716001
2018	629	(4.565)	-13,77875137

Tingkat Modal dan Ekuitas Dalam%

Tahun	Total Ekuitas	Total Hutang & Ekuitas	Tingkat Ekuitas
2016	162.499	339.428	47,87436511
2017	165.297	340.066	48,60732917
2018	170.175	411.225	41,38245486

Cost of Equity (re) Dalam %

Tahun	Laba Bersih Setelah pajak	Total Ekuitas	Cost of Equity (re)
2016	37.492	162.499	23,07214198
2017	28.445	165.297	17,20841879
2018	3.936	170.175	2,312913178

LAMPIRAN 5 (WACC PT. Kertas Basuki Rachmat Indonesia Tbk.)

Tingkat Hutang (D) Dalam %

Tahun	Total Hutang	Total Hutang dan Ekuitas	Tingkat Hutang (D)
2016	844.568.778	1.263.723.833	66,831752
2017	878.173.266.115	1.171.234.610	74978,42521
2018	1.013.266.115	2.282.845.632	44,38609868

Cost of Debt (rd) Dalam %

Tahun	Beban Bunga	Total Hutang	Cost of Debt (rd)
2016	(42.475.454.115)	844.568.778	-5029,247495
2017	(39.717.531.366)	878.173.162	-4522,744839
2018	(43.918.960.666)	889.238.993	-4938,93779

Tingkat Pajak (Tax) Dalam%

Tahun	Beban Pajak	Laba Bersih Sebelum Pajak	T
2016	19.294.473	83.446.205	23,12204971
2017	20.645.170	1.050.590.092	1,965102294
2018	8.327.059	116.395.838	7,154086558

Tingkat Modal dan Ekuitas Dalam%

Tahun	Total Ekuitas	Total Hutang dan Ekuitas	Tingkat Ekuitas (E)
2016	419.158.054	1.263.726.833	33,16840658
2017	293.061.447	1.171.234.610	25,02158359
2018	169.688.518	1.058.927.511	16,02456412

Cost of Equity (re) Dalam%

Tahun	Laba Bersih Setelah Pajak	Total Ekuitas	Cos of Equity (re)
2016	161.367.353	419.158.054	38,49797265
2017	144.027.720.203	293.061.447	49145,91178
2018	2.871.460	169.688.518	1,692194636

LAMPIRAN 6 (WACC PT. Kedawung Setia Industrial Tbk.)

Tingkat Hutang (D) Dalam %

Tahun	Total Hutang	Total Hutang dan Ekuitas	Tingkat Hutang (D)
2016	722.488.734	1.142.273.020	63,25009182
2017	842.752.226	1.328.291.727	63,44632048
2018	836.245.435	1.391.416.464	60,10029755

Cost of Debt (rd) Dalam %

Tahun	Beban Bunga	Total Hutang	Cost of Debt (rd)
2016	(55.764.372.064)	722.488.734	-7718,372542
2017	(20.645.170.201)	842.752.226	-2449,73191
2018	(8.372.059.521)	836.245.435	-1001,148607

Tingkat Pajak (Tax) Dalam%

Tahun	Beban Pajak	Laba Bersih Sebelum Pajak	T
2016	16.570.567	63.697.916	26,01430006
2017	24.397.862	93.363.070	26,13224051
2018	27.193.843	103.955.745	26,1590574

Tingkat Modal dan Ekuitas Dalam%

Tahun	Total Ekuitas	Total Hutang dan Ekuitas	Tingkat Ekuitas (E)
2016	419.784.286	1.142.273.020	36,74990818
2017	485.539.501	1.328.291.727	36,55367952
2018	555.171.029	1.391.416.464	39,89970245

Cost of Equity (re) Dalam%

Tahun	Laba Bersih Setelah Pajak	Total Ekuitas	Cos of Equity (re)
2016	47.127.349	419.784.286	11,2265634
2017	68.965.208	485.539.501	14,20383056
2018	76.761.902	555.171.029	13,82671249

LAMPIRAN 7

The original consolidated financial statements included herein are in the Indonesian language.

**PT ALKINDO NARATAMA Tbk
DAN ENTITAS ANAK
LAPORAN POSISI KEUANGAN KONSOLIDASIAN
31 Desember 2016
(Disajikan dalam Rupiah, kecuali dinyatakan lain)**

**PT ALKINDO NARATAMA Tbk
AND SUBSIDIARIES
CONSOLIDATED STATEMENT OF FINANCIAL POSITION
December 31, 2016
(Expressed in Rupiah, unless otherwise stated)**

	Catatan/ Notes	2016	2015	
ASET				ASSETS
ASET LANCAR				CURRENT ASSETS
Kas dan bank	2d,4,14,22	9.022.509.790	8.658.473.828	Cash and banks
Piutang usaha	2d,2g, 5,9,22			Trade receivables
Pihak berelasi	2e,23	6.434.893.393	4.324.249.444	Related parties
Pihak ketiga		175.992.492.125	150.478.060.832	Third parties
Piutang lain-lain		122.441.440	177.066.140	Other receivables
Persediaan	2h,6,9	95.547.717.345	79.554.208.566	Inventories
Taksiran tagihan pajak	20	9.359.463.307	3.284.818.430	Estimated claim for tax refund
Biaya dibayar di muka dan uang muka	2i,7	1.778.542.832	1.183.117.748	Prepaid expenses and advances
JUMLAH ASET LANCAR		298.258.060.232	247.659.994.988	TOTAL CURRENT ASSETS
ASET TIDAK LANCAR				NON-CURRENT ASSETS
Aset pajak tangguhan	2s,20	933.483.583	706.820.965	Deferred tax assets
Aset tetap, setelah dikurangi akumulasi penyusutan sejumlah Rp81.998.004.046 pada tanggal 31 Desember 2016 (31 Desember 2015: Rp69.521.566.538)	2j,2o,8,9, 11,12,17,18	111.122.445.703	117.612.199.760	Fixed assets, net of accumulated depreciation of Rp81,998,004,046 as of December 31, 2016 (December 31, 2015: Rp69,521,566,538)
Beban ditangguhkan - bersih	2l	16.587.084	31.803.485	Deferred expense - net
JUMLAH ASET TIDAK LANCAR		112.072.516.370	118.350.824.210	TOTAL NON-CURRENT ASSETS
JUMLAH ASET		410.330.576.602	366.010.819.198	TOTAL ASSETS

Catatan atas laporan keuangan konsolidasian
terlampir merupakan bagian yang tidak terpisahkan
dari laporan keuangan konsolidasian
secara keseluruhan.

The accompanying consolidated notes to the
financial statements form an integral part of the
consolidated financial statements.

The original consolidated financial statements included herein are in the Indonesian language.

PT ALKINDO NARATAMA Tbk
DAN ENTITAS ANAK
LAPORAN POSISI KEUANGAN KONSOLIDASIAN
(Lanjutan)
31 Desember 2016
(Disajikan dalam Rupiah, kecuali dinyatakan lain)

PT ALKINDO NARATAMA Tbk
AND SUBSIDIARIES
CONSOLIDATED STATEMENT OF FINANCIAL POSITION
(Continued)
December 31, 2016
(Expressed in Rupiah, unless otherwise stated)

	Catatan/ Notes	2016	2015	
LIABILITAS DAN EKUITAS				LIABILITIES AND EQUITY
LIABILITAS JANGKA PENDEK				SHORT-TERM LIABILITIES
Utang bank jangka pendek	2d, 2m, 5, 6, 8, 9, 22	52.372.608.462	78.295.145.649	Short-term bank loans
Utang usaha	2d, 2n, 10, 22			Trade payables
Pihak berelasi	2e, 23	1.023.100.012	9.761.589.639	Related parties
Pihak ketiga		135.899.680.378	84.589.651.457	Third parties
Utang pajak	20	3.361.637.724	1.744.359.019	Taxes payable
Beban masih harus dibayar		4.254.005.482	230.963.500	Accrued expenses
Utang lain-lain		1.203.553.156	50.702.164	Other payables
Bagian utang jangka panjang yang jatuh tempo dalam waktu satu tahun:				Current maturities of long-term liabilities:
Utang bank	2d, 2m, 8, 11, 22	2.209.617.380	7.597.151.476	Bank loans
Utang sewa pembiayaan	2o, 8, 12	1.432.465.263	1.944.906.131	Lease payable
Jumlah Liabilitas Jangka Pendek		201.756.667.857	184.214.469.035	Total Short-Term Liabilities
LIABILITAS JANGKA PANJANG				LONG-TERM LIABILITIES
Liabilitas pajak tangguhan	2s, 20	176.222.532	270.548.900	Deferred tax liabilities
Utang jangka panjang – setelah dikurangi bagian yang jatuh tempo dalam waktu satu tahun				Long-term liabilities – net of current maturities
Utang bank	2d, 2m, 8, 11, 22	-	4.159.816.814	Bank loans
Utang sewa pembiayaan	2o, 8, 12	746.098.495	1.021.949.350	Lease payable
Liabilitas imbalan paska-kerja	2p, 18, 21	6.763.687.296	5.415.008.286	Liability for post-employment benefits
Jumlah Liabilitas Jangka Panjang		7.686.008.323	10.867.323.350	Total Long-Term Liabilities
JUMLAH LIABILITAS		209.442.676.180	195.081.792.385	TOTAL LIABILITIES
EKUITAS				EQUITY
Ekuitas yang dapat diatribusikan kepada pemilik entitas induk				Equity attributable to equity holders of the parent company
Modal saham - nilai nominal Rp100 per saham				Capital stock - par value of Rp100 per share
Modal dasar - 1.600.000.000 saham				Authorized - 1,600,000,000 shares
Modal ditempatkan dan disetor penuh - 550.000.000 saham	13	55.000.000.000	55.000.000.000	Issued and fully paid - 550,000,000 shares
Tambahan modal disetor	2c, 2q, 4, 14	16.913.109.711	16.115.299.711	Additional paid-in capital
Penghasilan komprehensif lain Saldo laba		1.602.845.331	(300.312.028)	Other comprehensive income
Yang telah ditentukan penggunaannya	15	100.000.000	100.000.000	Retained earning
Yang belum ditentukan penggunaannya		67.290.156.777	53.034.794.033	Unappropriated
Ekuitas yang dapat diatribusikan kepada pemilik		140.906.111.819	123.949.781.716	Equity attributable to owners of the company
Kepentingan non pengendali	2b	59.981.788.603	46.979.245.097	Non controlling interest
JUMLAH EKUITAS		200.887.900.422	170.929.026.813	TOTAL EQUITY
JUMLAH LIABILITAS DAN EKUITAS		410.330.576.602	366.010.819.198	TOTAL LIABILITIES AND EQUITY

Catatan atas laporan keuangan konsolidasian terlampir merupakan bagian yang tidak terpisahkan dari laporan keuangan konsolidasian secara keseluruhan.

The accompanying consolidated notes to the financial statements form an integral part of these consolidated financial statements.

The original consolidated financial statements included herein are in the Indonesian language.

**PT ALKINDO NARATAMA Tbk
DAN ENTITAS ANAK
LAPORAN LABA RUGI DAN PENGHASILAN
KOMPREHENSIF LAIN KONSOLIDASIAN
Untuk Tahun Yang Berakhir Pada Tanggal
31 Desember 2016
(Disajikan dalam Rupiah, kecuali dinyatakan lain)**

**PT ALKINDO NARATAMA Tbk
AND SUBSIDIARIES
CONSOLIDATED STATEMENT OF PROFIT OR LOSS AND
OTHER COMPREHENSIVE INCOME
For The Year Ended
December 31, 2016
(Expressed in Rupiah, unless otherwise stated)**

	Catatan/ Notes	2016	2015	
PENJUALAN BERSIH	2e,2r,16,23	666.434.061.412	538.363.112.800	NET SALES
BEBAN POKOK PENJUALAN	2e,2r,8,17,23	554.275.328.517	435.203.997.016	COST OF GOODS SOLD
LABA BRUTO		112.158.732.895	103.159.115.784	GROSS PROFIT
Beban penjualan, umum dan administrasi	2r,8,18,21	(69.230.159.739)	(55.240.892.094)	Selling, general and administrative expenses
Pendapatan operasi lainnya	2d,8	1.371.706.512	506.167.051	Other operating income
Beban operasi lainnya	2d	(873.091.847)	(6.199.327.535)	Other operating expenses
LABA USAHA		43.427.187.821	42.225.063.206	INCOME FROM OPERATIONS
Pendapatan keuangan		44.057.063	119.160.903	Finance income
Beban keuangan		(9.623.919.526)	(9.890.309.310)	Finance charges
LABA SEBELUM BEBAN PAJAK PENGHASILAN		33.847.325.358	32.453.914.799	INCOME BEFORE INCOME TAX EXPENSE
BEBAN PAJAK PENGHASILAN	2s,20	(8.617.820.135)	(8.374.792.461)	INCOME TAX EXPENSE
LABA BERSIH		25.229.505.223	24.079.122.338	NET INCOME
PENGHASILAN KOMPREHENSIF LAIN				OTHER COMPREHENSIVE INCOME
Pos-pos yang tidak akan direklasifikasi ke laba rugi:				Items that will not be reclassified to profit or loss:
Pengukuran kembali liabilitas imbalan pasti	21	(91.255.485)	8.140.740	Remeasurement of defined benefit liability
Pajak penghasilan terkait	20	22.813.871	(2.035.185)	Related income tax
LABA KOMPREHENSIF		25.161.063.609	24.085.227.893	COMPREHENSIVE INCOME
JUMLAH LABA BERSIH YANG DAPAT DIATRIBUSIKAN KEPADA:				TOTAL NET INCOME ATTRIBUTABLE TO:
Pemilik entitas induk		14.255.362.744	13.744.373.060	Equity holders of the parent company
Kepentingan non pengendali	2b	10.974.142.479	10.334.749.278	Non controlling interest
JUMLAH		25.229.505.223	24.079.122.338	TOTAL
JUMLAH LABA KOMPREHENSIF YANG DAPAT DIATRIBUSIKAN KEPADA:				TOTAL COMPREHENSIVE INCOME ATTRIBUTABLE TO:
Pemilik entitas induk		14.118.520.103	13.846.365.441	Equity holders of the parent company
Kepentingan non pengendali	2b	11.042.543.506	10.238.862.452	Non controlling interest
JUMLAH		25.161.063.609	24.085.227.893	TOTAL
LABA BERSIH PER SAHAM DASAR	2u,19	25,92	24,99	BASIC EARNINGS PER SHARE

Catatan atas laporan keuangan konsolidasian terlampir merupakan bagian yang tidak terpisahkan dari laporan keuangan konsolidasian secara keseluruhan.

The accompanying consolidated notes to the financial statements form an integral part of these consolidated financial statements.

LAMPIRAN 8

The original consolidated financial statements included herein are in the Indonesian language.

**PT ALKINDO NARATAMA Tbk
DAN ENTITAS ANAK
LAPORAN POSISI KEUANGAN KONSOLIDASIAN
31 Desember 2017
(Disajikan dalam Rupiah, kecuali dinyatakan lain)**

**PT ALKINDO NARATAMA Tbk
AND SUBSIDIARIES
CONSOLIDATED STATEMENT OF FINANCIAL POSITION
December 31, 2017
(Expressed in Rupiah, unless otherwise stated)**

	Catatan/ Notes	2017	2016	
ASET				ASSETS
ASET LANCAR				CURRENT ASSETS
Kas dan bank	2d, 4, 14, 22 2d, 2g,	9.115.361.639	9.022.509.790	Cash and banks
Piutang usaha	5, 9, 11, 22			Trade receivables
Pihak berelasi	2e, 23	8.939.925.782	6.434.893.393	Related parties
Pihak ketiga		183.485.698.733	175.992.492.125	Third parties
Piutang lain-lain		249.268.986	122.441.440	Other receivables
Persediaan	2h, 6, 9, 11	131.015.702.213	95.547.717.345	Inventories
Taksiran tagihan pajak	20	14.382.833.746	9.359.463.307	Estimated claim for tax refund
Biaya dibayar di muka dan uang muka	2i, 7	1.473.546.163	1.778.542.832	Prepaid expenses and advances
JUMLAH ASET LANCAR		348.662.337.262	298.258.060.232	TOTAL CURRENT ASSETS
ASET TIDAK LANCAR				NON-CURRENT ASSETS
Aset pajak langguhan	2s, 20	2.416.800.701	933.483.583	Deferred tax assets
Aset tetap, setelah dikurangi akumulasi penyusutan sejumlah Rp93.805.146.037 pada tanggal 31 Desember 2017 (31 Desember 2016: Rp81.998.004.046)	2j, 2o, 8, 9, 11, 12, 17, 18	147.610.455.698	111.122.445.703	Fixed assets, net of accumulated depreciation of Rp93,805,146,037 as of December 31, 2017 (December 31, 2016: Rp81,998,004,046)
Beban ditangguhkan - bersih	2l	12.063.334	16.587.084	Deferred expense - net
JUMLAH ASET TIDAK LANCAR		150.039.319.733	112.072.516.370	TOTAL NON-CURRENT ASSETS
JUMLAH ASET		498.701.656.995	410.330.576.602	TOTAL ASSETS

Catatan atas laporan keuangan konsolidasian
terlampir merupakan bagian yang tidak terpisahkan
dari laporan keuangan konsolidasian
secara keseluruhan.

The accompanying consolidated notes to the
financial statements form an integral part of these
consolidated financial statements.

The original consolidated financial statements included herein are in the Indonesian language.

**PT ALKINDO NARATAMA Tbk
DAN ENTITAS ANAK
LAPORAN POSISI KEUANGAN KONSOLIDASIAN
(Lanjutan)
31 Desember 2017
(Disajikan dalam Rupiah, kecuali dinyatakan lain)**

**PT ALKINDO NARATAMA Tbk
AND SUBSIDIARIES
CONSOLIDATED STATEMENT OF FINANCIAL POSITION
(Continued)
December 31, 2017
(Expressed in Rupiah, unless otherwise stated)**

	Catatan/ Notes	2017	2016	
LIABILITAS DAN EKUITAS				LIABILITIES AND EQUITY
LIABILITAS JANGKA PENDEK				SHORT-TERM LIABILITIES
Utang bank jangka pendek	2d,2m,5,6, 8,9,22	68.511.770.044	52.372.608.462	Short-term bank loans
Utang usaha	2d,2n,10,22			Trade payables
Pihak berelasi	2e,23	1.821.362.462	1.023.100.012	Related parties
Pihak ketiga		157.173.372.449	135.899.680.378	Third parties
Utang pajak	20	2.965.100.020	3.361.637.724	Taxes payable
Beban masih harus dibayar		4.439.692.279	4.254.005.482	Accrued expenses
Utang lain-lain		992.980.168	1.203.553.156	Other payables
Bagian utang jangka panjang yang jatuh tempo dalam waktu satu tahun:				Current maturities of long-term liabilities:
Utang bank	2d,2m, 5, 6,8,11,22	5.120.000.004	2.209.617.380	Bank loans
Utang sewa pembiayaan	2o,8,12	1.026.914.754	1.432.465.263	Lease payable
Jumlah Liabilitas Jangka Pendek		242.051.192.180	201.756.667.857	Total Short-Term Liabilities
LIABILITAS JANGKA PANJANG				LONG-TERM LIABILITIES
Liabilitas pajak tangguhan	2s,20	178.454.739	176.222.532	Deferred tax liabilities
Utang jangka panjang – setelah dikurangi bagian yang jatuh tempo dalam waktu satu tahun				Long-term liabilities – net of current maturities
Utang bank	2d,2m, 5, 6,8,11,22	17.493.333.327	-	Bank loans
Utang sewa pembiayaan	2o,8,12	816.972.457	746.098.495	Lease payable
Liabilitas imbalan paska-kerja	2p,18,21	8.738.881.116	6.763.687.296	Liability for post-employment benefits
Jumlah Liabilitas Jangka Panjang		27.227.641.639	7.686.008.323	Total Long-Term Liabilities
JUMLAH LIABILITAS		269.278.833.819	209.442.676.180	TOTAL LIABILITIES
EKUITAS				EQUITY
Ekuitas yang dapat diatribusikan kepada pemilik entitas induk				Equity attributable to equity holders of the parent company
Modal saham - nilai nominal Rp100 per saham				Capital stock - par value of Rp 100 per share
Modal dasar - 1.600.000.000 saham				Authorized - 1,600,000,000 shares
Modal ditempatkan dan disetor penuh - 550.000.000 saham	13	55.000.000.000	55.000.000.000	Issued and fully paid - 550,000,000 shares
Tambahan modal disetor	2c,2q,4,14	16.913.109.711	16.913.109.711	Additional paid-in capital
Penghasilan komprehensif lain		1.012.467.214	1.602.845.331	Other comprehensive income
Saldo laba				Retained earnings
Yang telah ditentukan penggunaannya	15	100.000.000	100.000.000	Appropriated
Yang belum ditentukan penggunaannya		80.460.374.600	67.290.156.777	Unappropriated
Ekuitas yang dapat diatribusikan kepada pemilik		153.485.951.525	140.906.111.819	Equity attributable to owners of the company
Kepentingan non pengendali	2b	75.936.871.651	59.981.788.603	Non controlling interest
JUMLAH EKUITAS		229.422.823.176	200.887.900.422	TOTAL EQUITY
JUMLAH LIABILITAS DAN EKUITAS		498.701.656.995	410.330.576.602	TOTAL LIABILITIES AND EQUITY

Catatan atas laporan keuangan konsolidasian terlampir merupakan bagian yang tidak terpisahkan dari laporan keuangan konsolidasian secara keseluruhan.

The accompanying consolidated notes to the financial statements form an integral part of these consolidated financial statements.

The original consolidated financial statements included herein are in the Indonesian language.

**PT ALKINDO NARATAMA Tbk
DAN ENTITAS ANAK
LAPORAN LABA RUGI DAN PENGHASILAN
KOMPREHENSIF LAIN KONSOLIDASIAN
Untuk Tahun Yang Berakhir Pada Tanggal
31 Desember 2017
(Disajikan dalam Rupiah, kecuali dinyatakan lain)**

**PT ALKINDO NARATAMA Tbk
AND SUBSIDIARIES
CONSOLIDATED STATEMENT OF PROFIT OR LOSS AND
OTHER COMPREHENSIVE INCOME
For The Year Ended
December 31, 2017
(Expressed in Rupiah, unless otherwise stated)**

	Catatan/ Notes	2017	2016	
PENJUALAN BERSIH	2e,2r,16,23	708.740.551.637	666.434.061.412	NET SALES
BEBAN POKOK PENJUALAN	2e,2r,8,17,23	(588.935.699.382)	(554.275.328.517)	COST OF GOODS SOLD
LABA BRUTO		119.804.852.255	112.158.732.895	GROSS PROFIT
Beban penjualan, umum dan administrasi	2r,8,18,21	(70.120.926.011)	(69.230.159.739)	Selling, general and administrative expenses
Pendapatan operasi lainnya	2d,8	717.327.529	1.371.706.512	Other operating income
Beban operasi lainnya	2d	(2.386.821.668)	(873.091.847)	Other operating expenses
LABA USAHA		48.014.432.105	43.427.187.821	INCOME FROM OPERATIONS
Pendapatan keuangan		28.080.052	44.057.063	Finance income
Beban keuangan		(9.420.721.207)	(9.623.919.526)	Finance charges
LABA SEBELUM BEBAN PAJAK PENGHASILAN		38.621.790.950	33.847.325.358	INCOME BEFORE INCOME TAX EXPENSE
BEBAN PAJAK PENGHASILAN	2s,20	(9.586.395.553)	(8.617.820.135)	INCOME TAX EXPENSE
LABA BERSIH		29.035.395.397	25.229.505.223	NET INCOME
PENGHASILAN KOMPREHENSIF LAIN				OTHER COMPREHENSIVE INCOME
Pos-pos yang tidak akan direklasifikasi ke laba rugi:				Items that will not be reclassified to profit or loss:
Pengukuran kembali liabilitas imbalan pasti	21	(1.067.296.857)	(91.255.485)	Remeasurement of defined benefit liability
Pajak penghasilan terkait	20	266.824.214	22.813.871	Related income tax
LABA KOMPREHENSIF		28.234.922.754	25.161.063.609	COMPREHENSIVE INCOME
JUMLAH LABA BERSIH YANG DAPAT DIATRIBUSIKAN KEPADA:				TOTAL NET INCOME ATTRIBUTABLE TO:
Pemilik entitas induk		13.170.217.823	14.255.362.744	Equity holders of the parent company
Kepentingan non pengendali	2b	15.865.177.574	10.974.142.479	Non controlling interest
JUMLAH		29.035.395.397	25.229.505.223	TOTAL
JUMLAH LABA KOMPREHENSIF YANG DAPAT DIATRIBUSIKAN KEPADA:				TOTAL COMPREHENSIVE INCOME ATTRIBUTABLE TO:
Pemilik entitas induk		12.426.839.706	14.118.520.103	Equity holders of the parent company
Kepentingan non pengendali	2b	15.808.083.048	11.042.543.506	Non controlling interest
JUMLAH		28.234.922.754	25.161.063.609	TOTAL
LABA BERSIH PER SAHAM DASAR	2u,19	23,95	25,92	BASIC EARNINGS PER SHARE

Catatan atas laporan keuangan konsolidasian terlampir merupakan bagian yang tidak terpisahkan dari laporan keuangan konsolidasian secara keseluruhan.

The accompanying consolidated notes to the financial statements form an integral part of these consolidated financial statements.

LAMPIRAN 9

The original consolidated financial statements included herein are in the Indonesian language.

**PT ALKINDO NARATAMA Tbk
DAN ENTITAS ANAK
LAPORAN POSISI KEUANGAN KONSOLIDASIAN
31 Desember 2018
(Disajikan dalam Rupiah, kecuali dinyatakan lain)**

**PT ALKINDO NARATAMA Tbk
AND SUBSIDIARIES
CONSOLIDATED STATEMENT OF FINANCIAL POSITION
December 31, 2018
(Expressed in Rupiah, unless otherwise stated)**

	Catatan/ Notes	31 Desember 2018/ December 31, 2018	Disajikan kembali - Catatan 35/ As restated - Note 35		1 Januari 2017/ 31 Desember 2016/ January 1, 2017/ December 31, 2016	
			31 Desember 2017/ December 31, 2017			
ASET						ASSETS
ASET LANCAR						CURRENT ASSETS
Kas dan bank	2d, 4, 28	12.089.897.847	9.115.361.639		9.022.509.790	Cash and banks
Piutang usaha	5, 10, 13, 22, 28					Trade receivables
Pihak berelasi	2e, 29	11.888.523.701	8.939.925.782		6.434.893.393	Related parties
Pihak ketiga - setelah dikurangi penyisihan penurunan nilai piutang sebesar Rp1.006.745.082 pada tanggal 31 Desember 2018						Third parties - net of provision for impairment value of Rp1,006,745,082 as of December 31, 2018
Piutang lain-lain	2e, 29	191.251.667.554	183.485.698.733		175.992.492.125	Other receivables
Persediaan - setelah dikurangi penyisihan persediaan usang sejumlah Rp413.506.626 pada tanggal 31 Desember 2018		570.869.273	249.268.986		122.441.440	Inventories - net of provision for inventory obsolescence of Rp413,506,626 as of December 31, 2018
Taksiran tagihan pajak	2h, 6, 10, 13, 22	144.342.696.536	131.015.702.213		95.547.717.345	Estimated claim for tax refund
Biaya dibayar di muka dan uang muka	2i, 7	3.105.327.836	1.473.546.163		1.778.542.832	Prepaid expenses and advances
JUMLAH ASET LANCAR		373.344.346.111	348.662.337.262		298.258.060.232	TOTAL CURRENT ASSETS
ASET TIDAK LANCAR						NON-CURRENT ASSETS
Aset pajak tangguhan	2s, 26	1.532.265.134	2.416.800.701		933.483.583	Deferred tax assets
Aset tetap, setelah dikurangi akumulasi penyusutan sejumlah Rp104.867.728.389 pada tanggal 31 Desember 2018 (31 Desember 2017: Rp93.805.146.037; 31 Desember 2016: Rp81.998.004.046)						Fixed assets, net of accumulated depreciation of Rp104,867,728,389 as of December 31, 2018 (December 31, 2017: Rp93,805,146,037; December 31, 2016: Rp81,998,004,046)
Beban ditangguhkan - bersih	2j, 2o, 8, 10, 13, 14, 19, 20, 21, 2i, 9, 34	149.708.894.516	147.610.455.698		111.122.445.703	Deferred expense - net
JUMLAH ASET TIDAK LANCAR		152.784.969.052	150.039.319.733		112.072.516.370	TOTAL NON-CURRENT ASSETS
JUMLAH ASET		526.129.315.163	498.701.656.995		410.330.576.602	TOTAL ASSETS

Catatan atas laporan keuangan konsolidasian terlampir merupakan bagian yang tidak terpisahkan dari laporan keuangan konsolidasian secara keseluruhan.

The accompanying notes to the consolidated financial statements form an integral part of these consolidated financial statements.

The original consolidated financial statements included herein are in the Indonesian language.

**PT ALKINDO NARATAMA Tbk
DAN ENTITAS ANAK
LAPORAN POSISI KEUANGAN KONSOLIDASIAN
(Lanjutan)
31 Desember 2018
(Disajikan dalam Rupiah, kecuali dinyatakan lain)**

**PT ALKINDO NARATAMA Tbk
AND SUBSIDIARIES
CONSOLIDATED STATEMENT OF FINANCIAL POSITION
(Continued)
December 31, 2018
(Expressed in Rupiah, unless otherwise stated)**

	Catatan/ Nores	31 Desember 2018/ December 31, 2018	Disajikan kembali - Catatan 35/ As restated - Note 35		
			31 Desember 2017/ December 31, 2017	1 Januari 2017/ 31 Desember 2016/ January 1, 2017/ December 31, 2016	
LIABILITAS DAN EKUITAS					LIABILITIES AND EQUITY
LIABILITAS JANGKA PENDEK					SHORT-TERM LIABILITIES
Utang bank jangka pendek	2m,5,6,8, 10,34	72.337.346.328	68.511.770.044	52.372.608.462	Short-term bank loans
Utang usaha	2d,2n,11,28 2e,29	8.783.562.338	1.821.362.462	1.023.100.012	Trade payables
Pihak berelasi		137.944.318.902	157.173.372.449	135.899.680.378	Related parties
Pihak ketiga		3.965.734.679	2.965.100.020	3.361.637.724	Third parties
Utang pajak	26	1.178.890.423	4.439.692.279	4.254.005.482	Taxes payable
Beban masih harus dibayar	12	225.958.918	-	-	Accrued expenses
Utang muka penjualan		282.444.026	992.980.168	1.203.553.156	Advances from customer
Utang lain-lain					Other payables
Bagian utang jangka panjang yang jatuh tempo dalam waktu satu tahun:					Current maturities of long-term liabilities:
Utang bank	2m,5,6,8,13	5.120.000.004	5.120.000.004	2.209.617.380	Bank loans
Utang sewa pembiayaan	2o,8,14	1.615.540.809	1.026.914.754	1.432.465.263	Lease payable
Jumlah Liabilitas Jangka Pendek		231.453.796.427	242.051.192.180	201.756.667.857	Total Short-Term Liabilities
LIABILITAS JANGKA PANJANG					LONG-TERM LIABILITIES
Liabilitas pajak tangguhan	2s,26	300.855.154	178.454.739	176.222.532	Deferred tax liabilities
Utang jangka panjang - setelah dikurangi bagian yang jatuh tempo dalam waktu satu tahun					Long-term liabilities - net of current maturities
Utang bank	2m,5,6,8,13	12.373.333.323	17.493.333.327	-	Bank loans
Utang sewa pembiayaan	2o,8,14	1.682.908.913	816.972.457	746.098.495	Lease payable
Liabilitas imbalan paska-kerja	2p,20,27	8.728.203.876	8.738.881.116	6.763.687.296	Liability for post-employment benefits
Jumlah Liabilitas Jangka Panjang		23.085.301.266	27.227.641.639	7.686.008.323	Total Long-Term Liabilities
JUMLAH LIABILITAS		254.539.097.693	269.278.833.819	209.442.676.180	TOTAL LIABILITIES
EKUITAS					EQUITY
Ekuitas yang dapat diatribusikan kepada pemilik entitas induk					Equity attributable to equity holders of the parent company
Modal saham - nilai nominal Rp100 per saham					Capital stock - par value of Rp100 per share
Modal dasar - 1.600.000.000 saham					Authorized - 1,600,000,000 shares
Modal ditempatkan dan disetor penuh - 550.000.000 saham	15	55.000.000.000	55.000.000.000	55.000.000.000	Issued and fully paid - 550,000,000 shares
Tambahan modal disetor	2c,2q,16	16.913.109.711	16.913.109.711	16.913.109.711	Additional paid-in capital
Penghasilan komprehensif lain		(891.920.570)	(1.180.532.786)	(437.154.669)	Other comprehensive income
Komponen ekuitas lainnya	26	2.193.000.000	2.193.000.000	2.040.000.000	Other components of equity
Saldo laba					Retained earnings
Yang telah ditentukan penggunaannya	17	100.000.000	100.000.000	100.000.000	Appropriated
Yang belum ditentukan penggunaannya		103.829.398.597	80.460.374.600	67.290.156.777	Unappropriated
Ekuitas yang dapat diatribusikan kepada pemilik		177.143.587.738	153.485.951.525	140.906.111.819	Equity attributable to owners of the company
Kepentingan non pengendali	2b	94.446.629.732	75.936.871.651	59.981.788.603	Non controlling interest
JUMLAH EKUITAS		271.590.217.470	229.422.823.176	200.887.900.422	TOTAL EQUITY
JUMLAH LIABILITAS DAN EKUITAS		526.129.315.163	498.701.656.995	410.330.576.602	TOTAL LIABILITIES AND EQUITY

Catatan atas laporan keuangan konsolidasian terlampir merupakan bagian yang tidak terpisahkan dari laporan keuangan konsolidasian secara keseluruhan.

The accompanying notes to the consolidated financial statements form an integral part of these consolidated financial statements.

The original consolidated financial statements included herein are in the Indonesian language.

**PT ALKINDO NARATAMA Tbk
DAN ENTITAS ANAK
LAPORAN LABA RUGI DAN PENGHASILAN
KOMPREHENSIF LAIN KONSOLIDASIAN
Untuk Tahun Yang Berakhir Pada Tanggal
31 Desember 2018
(Disajikan dalam Rupiah, kecuali dinyatakan lain)**

**PT ALKINDO NARATAMA Tbk
AND SUBSIDIARIES
CONSOLIDATED STATEMENT OF PROFIT OR LOSS AND
OTHER COMPREHENSIVE INCOME
For The Year Ended
December 31, 2018
(Expressed in Rupiah, unless otherwise stated)**

	Catatan/ Notes	2018	2017	
PENJUALAN BERSIH	2e,2r,18,29	789.643.654.873	708.740.551.637	NET SALES
BEBAN POKOK PENJUALAN	2e,2r,8,19,29	(638.294.546.423)	(588.935.699.382)	COST OF GOODS SOLD
LABA BRUTO		151.349.108.450	119.804.852.255	GROSS PROFIT
Beban penjualan, umum dan administrasi	2r,8,20,26,27	(78.154.460.660)	(70.120.926.011)	<i>Selling, general and administrative expenses</i>
Pendapatan operasi lainnya	2d,8,21	1.711.032.491	685.976.337	<i>Other operating income</i>
Beban operasi lainnya	2d,5,6,22	(6.346.255.582)	(2.355.470.476)	<i>Other operating expenses</i>
LABA USAHA		68.559.424.699	48.014.432.105	INCOME FROM OPERATIONS
Pendapatan keuangan	23	29.330.464	28.080.052	<i>Finance income</i>
Beban keuangan	24	(11.380.269.019)	(9.420.721.207)	<i>Finance charges</i>
LABA SEBELUM BEBAN PAJAK PENGHASILAN		57.208.486.144	38.621.790.950	INCOME BEFORE INCOME TAX EXPENSE
BEBAN PAJAK PENGHASILAN	2s,26	(14.702.210.621)	(9.586.395.553)	INCOME TAX EXPENSE
LABA BERSIH		42.506.275.523	29.035.395.397	NET INCOME
PENGHASILAN KOMPREHENSIF LAIN				OTHER COMPREHENSIVE INCOME
Pos-pos yang tidak akan direklasifikasi ke laba rugi:				<i>Items that will not be reclassified to profit or loss:</i>
Pengukuran kembali liabilitas imbalan pasti	27	721.491.696	(1.067.296.857)	<i>Remeasurement of defined benefit liability</i>
Pajak penghasilan terkait	26	(180.372.925)	266.824.214	<i>Related income tax</i>
LABA KOMPREHENSIF		43.047.394.294	28.234.922.754	COMPREHENSIVE INCOME
JUMLAH LABA BERSIH YANG DAPAT DIATRIBUSIKAN KEPADA:				TOTAL NET INCOME ATTRIBUTABLE TO:
Pemilik entitas induk		24.249.023.997	13.170.217.823	<i>Equity holders of the parent company</i>
Kepentingan non pengendali	2b	18.257.251.526	15.865.177.574	<i>Non controlling interest</i>
JUMLAH		42.506.275.523	29.035.395.397	TOTAL
JUMLAH LABA KOMPREHENSIF YANG DAPAT DIATRIBUSIKAN KEPADA:				TOTAL COMPREHENSIVE INCOME ATTRIBUTABLE TO:
Pemilik entitas induk		24.537.636.213	12.426.839.706	<i>Equity holders of the parent company</i>
Kepentingan non pengendali	2b	18.509.758.081	15.808.083.048	<i>Non controlling interest</i>
JUMLAH		43.047.394.294	28.234.922.754	TOTAL
LABA BERSIH PER SAHAM DASAR	2u,25	44,09	23,95	BASIC EARNINGS PER SHARE

Catatan atas laporan keuangan konsolidasian terlampir merupakan bagian yang tidak terpisahkan dari laporan keuangan konsolidasian secara keseluruhan.

The accompanying notes to the consolidated financial statements form an integral part of these consolidated financial statements.

LAMPIRAN 10

**PT INDAH KIAT PULP & PAPER Tbk
DAN ENTITAS ANAK
LAPORAN POSISI KEUANGAN KONSOLIDASIAN
31 DESEMBER 2016 DAN 2015
(Saldo dalam tabel disajikan dalam ribuan Dolar Amerika
Serikat, kecuali dinyatakan lain)**

**PT INDAH KIAT PULP & PAPER Tbk
AND SUBSIDIARIES
CONSOLIDATED STATEMENTS OF
FINANCIAL POSITION
DECEMBER 31, 2016 AND 2015
(Amounts in tables are expressed in thousands of United
States Dollar, unless otherwise stated)**

	Catatan/ Notes	2016	2015	
ASET				ASSETS
ASET LANCAR				CURRENT ASSETS
Kas dan setara kas	2c,2e,2f,2r,4,38,42			<i>Cash and cash equivalents</i>
Pihak ketiga		183.862	167.050	<i>Third parties</i>
Pihak berelasi		27.073	4.920	<i>Related party</i>
Piutang usaha	2e,2f,2r,5,38,42			<i>Trade receivables</i>
Pihak ketiga - setelah dikurangi penyisihan penurunan nilai		155.464	158.844	<i>Third parties - net of allowance for impairment loss</i>
Pihak berelasi		525.002	455.847	<i>Related parties</i>
Piutang lain-lain - pihak ketiga	2f,2r,6,42	2.036	3.743	<i>Other receivables - third parties</i>
Persediaan	2g,7	977.762	865.608	<i>Inventories</i>
Uang muka dan biaya dibayar dimuka	2h,8	131.840	122.102	<i>Advances and prepaid expenses</i>
Pajak dibayar dimuka	2q,34a	26.175	22.491	<i>Prepaid taxes</i>
Aset lancar lainnya	2d,2e,2f,2r,9,38,42			<i>Other current assets</i>
Pihak ketiga		152.760	269.227	<i>Third parties</i>
Pihak berelasi		5.005	4.328	<i>Related parties</i>
Total Aset Lancar		<u>2.186.979</u>	<u>2.074.160</u>	<i>Total Current Assets</i>
ASET TIDAK LANCAR				NON-CURRENT ASSETS
Aset pajak tangguhan - neto	2q,34d	-	95	<i>Deferred tax assets - net</i>
Piutang pihak berelasi	2e,2f,2r,10,42	132.599	133.208	<i>Due from related parties</i>
Uang muka pihak berelasi	2e,38	300.639	300.639	<i>Advances to related parties</i>
Investasi pada entitas asosiasi	2i,11	4.623	4.274	<i>Investment in an associate</i>
Aset tetap - setelah dikurangi akumulasi penyusutan	2j,2k,2l,2m,12	4.043.525	4.287.657	<i>Fixed assets - net of accumulated depreciation</i>
Uang muka pembelian aset tetap - pihak ketiga	13	127.563	137.643	<i>Advances for purchase of fixed assets - third parties</i>
Aset tidak lancar lainnya		82.872	100.736	<i>Other non-current assets</i>
Total Aset Tidak Lancar		<u>4.691.821</u>	<u>4.964.252</u>	<i>Total Non-Current Assets</i>
TOTAL ASET		<u>6.878.800</u>	<u>7.038.412</u>	TOTAL ASSETS

Catatan atas laporan keuangan konsolidasian terlampir merupakan bagian yang tidak terpisahkan dari laporan keuangan konsolidasian secara keseluruhan.

The accompanying notes to the consolidated financial statements are an integral part of these consolidated financial statements.

**PT INDAH KIAT PULP & PAPER Tbk
DAN ENTITAS ANAK
LAPORAN POSISI KEUANGAN KONSOLIDASIAN
31 DESEMBER 2016 DAN 2015
(Saldo dalam tabel disajikan dalam ribuan Dolar Amerika
Serikat, kecuali dinyatakan lain)**

**PT INDAH KIAT PULP & PAPER Tbk
AND SUBSIDIARIES
CONSOLIDATED STATEMENTS OF
FINANCIAL POSITION
DECEMBER 31, 2016 AND 2015
(Amounts in tables are expressed in thousands of United
States Dollar, unless otherwise stated)**

	Catatan/ Notes	2016	2015	
LIABILITAS DAN EKUITAS				LIABILITIES AND EQUITY
LIABILITAS JANGKA PENDEK				CURRENT LIABILITIES
Pinjaman bank jangka pendek	2f,2r,14,42	833.600	838.115	Short-term bank loans
Pembiayaan musyarakah jangka pendek	2f,2r,15	9.675	9.421	Short-term musyarakah financing
Utang usaha	2e,2f,2r,16,38,42			Trade payables
Pihak ketiga		96.747	185.811	Third parties
Pihak berelasi		14.732	33.276	Related parties
Utang lain-lain	2f,2r,17,42			Other payables
Pihak ketiga		13.194	15.308	Third parties
Beban masih harus dibayar	2f,2r,2k,18,42,43	26.133	37.550	Accrued expenses
Utang pajak	2q,34b	2.973	2.515	Taxes payable
Liabilitas jangka panjang yang akan jatuh tempo dalam waktu satu tahun				Current maturities of long-term liabilities
Liabilitas sewa pembiayaan	2j,2k,20,42	40.042	41.959	Finance lease liabilities
Pinjaman bank jangka panjang	2f,2r,21,42			Long-term bank loans
Pihak ketiga		164.973	151.324	Third parties
Utang murabahah dan pembiayaan musyarakah jangka panjang	2f,2r,22,42	5.686	9.048	Long-term murabahah payables and musyarakah financing
Pinjaman dan wesel bayar	2f,2r,23,24,39,42,43	160.539	155.399	Loans and notes payable
Total Liabilitas Jangka Pendek		<u>1.368.294</u>	<u>1.479.726</u>	Total Current Liabilities
LIABILITAS JANGKA PANJANG				NON-CURRENT LIABILITIES
Utang pihak berelasi	2e,2f,2r,19,38,42	11.281	11.177	Due to related parties
Liabilitas pajak tangguhan - neto	2q,34d,43	78.191	134.879	Deferred tax liabilities - net
Liabilitas imbalan kerja	2p,25	67.489	68.770	Employee benefits liability
Liabilitas jangka panjang				Long-term liabilities
Liabilitas sewa pembiayaan	2f,2j,2k,2r,20,42	149.098	185.279	Finance lease liabilities
Pinjaman bank jangka panjang	2f,2r,21,42			Long-term bank loans
Pihak ketiga		569.992	547.608	Third parties
Utang murabahah dan pembiayaan musyarakah	2f,2r,22,42	51.829	53.483	Murabahah payables and musyarakah financing
Wesel bayar	2f,2r,23,39,42,43	1.606.511	1.718.155	Notes payable
Pinjaman jangka panjang	2f,2r,24,39,42,43	527.969	573.970	Long-term loans
Dikurangi liabilitas jangka panjang yang akan jatuh tempo dalam waktu satu tahun				Less current maturities of long-term liabilities
Liabilitas sewa pembiayaan	2j,2k,20,42	(40.042)	(41.959)	Finance lease liabilities
Pinjaman bank jangka panjang	2f,2r,21,42			Long-term bank loans
Pihak ketiga		(164.973)	(151.324)	Third parties
Utang murabahah dan pembiayaan musyarakah jangka panjang	2f,2r,22,42	(5.686)	(9.048)	Long-term murabahah payables and musyarakah financing
Pinjaman dan wesel bayar	2f,2r,23,24,39,42,43	(160.539)	(155.399)	Loans and notes payable
Total Liabilitas Jangka Panjang		<u>2.691.120</u>	<u>2.935.591</u>	Total Non-Current Liabilities
Total Liabilitas		<u>4.059.414</u>	<u>4.415.317</u>	Total Liabilities

Catatan atas laporan keuangan konsolidasian terlampir merupakan bagian yang tidak terpisahkan dari laporan keuangan konsolidasian secara keseluruhan.

The accompanying notes to the consolidated financial statements are an integral part of these consolidated financial statements.

**PT INDAH KIAT PULP & PAPER Tbk
DAN ENTITAS ANAK
LAPORAN POSISI KEUANGAN KONSOLIDASIAN
31 DESEMBER 2016 DAN 2015
(Saldo dalam tabel disajikan dalam ribuan Dolar Amerika
Serikat, kecuali dinyatakan lain)**

**PT INDAH KIAT PULP & PAPER Tbk
AND SUBSIDIARIES
CONSOLIDATED STATEMENTS OF
FINANCIAL POSITION
DECEMBER 31, 2016 AND 2015
(Amounts in tables are expressed in thousands of United
States Dollar, unless otherwise stated)**

	Catatan/ Notes	2016	2015	
EKUITAS				EQUITY
Modal saham - nominal				Share capital -
Rp1.000 per saham				Rp1,000 par value
(dalam satuan penuh)				(in full amount)
Modal dasar - 20.000.000.000				Authorized - 20,000,000,000
saham biasa (angka penuh)				common shares (full amount)
Modal ditempatkan dan disetor				Issued and fully paid -
penuh - 5.470.982.941 saham				5,470,982,941 common shares
biasa (angka penuh)	2s,26	2.189.016	2.189.016	(full amount)
Tambahan modal disetor - neto	27	5.883	5.808	Additional paid-in capital - net
Akumulasi pengukuran kembali				Cumulative remeasurements on
liabilitas imbalan kerja		10.338	6.831	employee benefits liability
Saldo laba				Retained earnings
Telah ditentukan penggunaannya		3.000	2.000	Appropriated
Belum ditentukan penggunaannya		610.754	419.095	Unappropriated
Ekuitas yang dapat diatribusikan				Equity attributable to
kepada pemilik entitas induk		2.818.991	2.622.750	owners of the parent
Keuntungan nonpengendali	2b,28	395	345	Non-controlling interest
Total Ekuitas		2.819.386	2.623.095	Total Equity
TOTAL LIABILITAS DAN EKUITAS		6.878.800	7.038.412	TOTAL LIABILITIES AND EQUITY

Catatan atas laporan keuangan konsolidasian tertampir merupakan bagian yang tidak terpisahkan dari laporan keuangan konsolidasian secara keseluruhan.

The accompanying notes to the consolidated financial statements are an integral part of these consolidated financial statements.

**PT INDAH KIAT PULP & PAPER Tbk
DAN ENTITAS ANAK
LAPORAN LABA RUGI DAN PENGHASILAN
KOMPREHENSIF LAIN KONSOLIDASIAN
UNTUK TAHUN YANG BERAKHIR PADA
TANGGAL-TANGGAL 31 DESEMBER 2016 DAN 2015
(Saldo dalam tabel disajikan dalam ribuan Dolar Amerika
Serikat, kecuali dinyatakan lain)**

**PT INDAH KIAT PULP & PAPER Tbk
AND SUBSIDIARIES
CONSOLIDATED STATEMENTS OF PROFIT OR LOSS
AND OTHER COMPREHENSIVE INCOME
FOR THE YEARS ENDED DECEMBER 31, 2016 AND 2015
(Amounts in tables are expressed in thousands of United
States Dollar, unless otherwise stated)**

	Catatan/ Notes	2016	2015	
PENJUALAN NETO	2e,2n,2t,30,37,38	2.720.473	2.834.278	NET SALES
BEBAN POKOK PENJUALAN	2e,2n,2t,31,37	2.139.207	2.224.290	COST OF GOODS SOLD
LABA BRUTO		581.266	609.988	GROSS PROFIT
BEBAN USAHA	2e,2n,32,38			OPERATING EXPENSES
Penjualan		134.883	174.623	Selling
Umum dan administrasi		159.417	108.224	General and administrative
Total Beban Usaha		294.300	282.847	Total Operating Expenses
LABA USAHA	2t,37	286.966	327.141	OPERATING INCOME
PENGHASILAN (BEBAN) LAIN-LAIN				OTHER INCOME (CHARGES)
Penghasilan bunga		3.876	5.636	Interest income
Bagian atas laba neto entitas asosiasi	11	460	253	Share in net income of an associate
Beban bagi hasil musyarakah		(1.421)	(1.939)	Musyarakah sharing expense
Beban murabahah		(5.282)	(4.325)	Murabahah expense
Laba (rugi) selisih kurs - neto	2o,43	(19.877)	14.779	Gain (loss) on foreign exchange - net
Beban bunga	33,43	(117.241)	(108.466)	Interest expense
Lain-lain - neto		(2.171)	(3.208)	Others - net
Beban Lain-lain - Neto		(141.656)	(97.270)	Other Charges - Net
LABA SEBELUM MANFAAT (BEBAN) PAJAK PENGHASILAN		145.310	229.871	INCOME BEFORE INCOME TAX BENEFIT (EXPENSE)
MANFAAT (BEBAN) PAJAK PENGHASILAN - NETO	2q,34c,43	57.445	(7.124)	INCOME TAX BENEFIT (EXPENSE) - NET
LABA NETO		202.755	222.747	NET INCOME
PENGHASILAN KOMPREHENSIF LAIN				OTHER COMPREHENSIVE INCOME
Pos-pos yang tidak akan direklasifikasi lebih lanjut ke laba rugi:				Items that will not subsequently be reclassified to profit or loss:
Pengukuran kembali dari liabilitas imbalan kerja	2p,25	4.382	12.736	Remeasurement of employee benefits liability
Pajak penghasilan terkait	34d	(875)	(2.548)	Related income tax
Penghasilan Komprehensif Lain - Setelah Pajak		3.507	10.188	Other Comprehensive Income - Net of Tax
PENGHASILAN KOMPREHENSIF NETO		206.262	232.935	NET COMPREHENSIVE INCOME

Catatan atas laporan keuangan konsolidasian terlampir merupakan bagian yang tidak terpisahkan dari laporan keuangan konsolidasian secara keseluruhan.

The accompanying notes to the consolidated financial statements are an integral part of these consolidated financial statements.

LAMPIRAN 11

PT INDAH KIAT PULP & PAPER Tbk DAN ENTITAS ANAK LAPORAN POSISI KEUANGAN KONSOLIDASIAN 31 DESEMBER 2018 DAN 2017 (Saldo dalam tabel disajikan dalam ribuan Dolar Amerika Serikat, kecuali dinyatakan lain)	PT INDAH KIAT PULP & PAPER Tbk AND SUBSIDIARIES CONSOLIDATED STATEMENTS OF FINANCIAL POSITION DECEMBER 31, 2018 AND 2017 (Amounts in tables are expressed in thousands of United States Dollar, unless otherwise stated)
--	---

	<u>Catatan/ Notes</u>	<u>2018</u>	<u>2017</u>	
ASET				ASSETS
ASET LANCAR				CURRENT ASSETS
Kas dan setara kas	3c, 3e, 3f, 3r, 5, 40, 42	745.473	617.670	<i>Cash and cash equivalents</i>
Pihak ketiga		10.783	2.433	<i>Third parties</i>
Pihak berelasi				<i>Related party</i>
Piutang usaha	3e, 3f, 3r, 6, 40, 42			<i>Trade receivables</i>
Pihak ketiga - setelah dikurangi penyisihan penurunan nilai		163.680	265.879	<i>Third parties - net of allowance for impairment loss</i>
Pihak berelasi		929.445	603.290	<i>Related parties</i>
Piutang lain-lain - pihak ketiga	3f, 3r, 7, 42	3.688	2.855	<i>Other receivables - third parties</i>
Persediaan	3g, 8	1.181.935	949.560	<i>Inventories</i>
Uang muka dan beban dibayar dimuka	3h, 9, 40	213.478	166.334	<i>Advances and prepaid expenses</i>
Pajak dibayar dimuka	3q, 36a	528	14.128	<i>Prepaid taxes</i>
Aset lancar lainnya	3d, 3e, 3f, 3r, 10, 40, 42			<i>Other current assets</i>
Pihak ketiga		936.688	518.240	<i>Third parties</i>
Pihak berelasi		4.916	4.960	<i>Related parties</i>
Total Aset Lancar		<u>4.190.614</u>	<u>3.145.349</u>	<i>Total Current Assets</i>
ASET TIDAK LANCAR				NON-CURRENT ASSETS
Piutang pihak berelasi	3e, 3f, 3r, 11, 42	132.121	132.442	<i>Due from related parties</i>
Uang muka pihak berelasi	3e, 40	300.639	300.639	<i>Advances to related parties</i>
Investasi pada entitas asosiasi	3i, 12	9.436	5.062	<i>Investment in an associate</i>
Aset tetap - setelah dikurangi akumulasi penyusutan	3j, 3k, 3l, 3m, 13	3.933.605	3.835.657	<i>Fixed assets - net of accumulated depreciation</i>
Uang muka pembelian aset tetap - pihak ketiga	14	156.058	171.399	<i>Advances for purchase of fixed assets - third parties</i>
Aset tidak lancar lainnya		28.540	43.688	<i>Other non-current assets</i>
Total Aset Tidak Lancar		<u>4.560.399</u>	<u>4.488.887</u>	<i>Total Non-Current Assets</i>
TOTAL ASET		<u>8.751.013</u>	<u>7.634.236</u>	TOTAL ASSETS

Catatan atas laporan keuangan konsolidasian terlampir merupakan bagian yang tidak terpisahkan dari laporan keuangan konsolidasian secara keseluruhan.

The accompanying notes to the consolidated financial statements are an integral part of these consolidated financial statements.

**PT INDAH KIAT PULP & PAPER Tbk
DAN ENTITAS ANAK
LAPORAN POSISI KEUANGAN
KONSOLIDASIAN
31 DESEMBER 2018 DAN 2017
(Saldo dalam tabel disajikan dalam ribuan Dolar Amerika
Serikat, kecuali dinyatakan lain)**

**PT INDAH KIAT PULP & PAPER Tbk
AND SUBSIDIARIES
CONSOLIDATED STATEMENTS OF
FINANCIAL POSITION
DECEMBER 31, 2018 AND 2017
(Amounts in tables are expressed in thousands of United
States Dollar, unless otherwise stated)**

	Catatan/ Notes	2018	2017	
LIABILITAS DAN EKUITAS				LIABILITIES AND EQUITY
LIABILITAS JANGKA PENDEK				CURRENT LIABILITIES
Pinjaman bank jangka pendek	3f,3r,15,42	950.785	888.546	Short-term bank loans
Pembiayaan Musyarakah jangka pendek	3f,3r,16	15.883	16.977	Short-term Musyarakah financing
Utang usaha	3e,3f,3r,17,40,42			Trade payables
Pihak ketiga		109.670	112.675	Third parties
Pihak berelasi		20.539	24.806	Related parties
Utang lain-lain	3f,3r,18,42			Other payables
Pihak ketiga		16.430	15.720	Third parties
Beban masih harus dibayar	3f,3r,3k,19,42	138.760	31.829	Accrued expenses
Utang pajak	3q,36b	62.863	9.367	Taxes payable
Liabilitas jangka panjang yang akan jatuh tempo dalam waktu satu tahun				Current maturities of long-term liabilities
Liabilitas sewa pembiayaan	3j,3k,21,42	61.798	60.511	Finance lease liabilities
Pinjaman bank jangka panjang	3f,3r,22,42			Long-term bank loans
Pihak ketiga		191.417	190.684	Third parties
Utang Murabahah dan pembiayaan Musyarakah jangka panjang	3f,3r,23,42	19.727	4.095	Long-term Murabahah payables and Musyarakah financing
Medium-term notes	3f,3r,24,42	31.075	-	Medium-term notes
Pinjaman dan wesel bayar	3f,3r,25,26,41,42	122.783	147.720	Loans and notes payable
Total Liabilitas Jangka Pendek		<u>1.741.730</u>	<u>1.502.930</u>	Total Current Liabilities
LIABILITAS JANGKA PANJANG				NON-CURRENT LIABILITIES
Utang pihak berelasi	3e,3f,3r,20,40,42	31.246	15.065	Due to related parties
Liabilitas pajak tangguhan - neto	3q,36d	161.820	118.321	Deferred tax liabilities - net
Liabilitas imbalan kerja	3p,27	67.439	74.227	Employee benefits liability
Liabilitas jangka panjang				Long-term liabilities
Liabilitas sewa pembiayaan	3f,3j,3k,3r,21,42	140.116	197.480	Finance lease liabilities
Pinjaman bank jangka panjang	3f,3r,22,42			Long-term bank loans
Pihak ketiga		829.442	763.611	Third parties
Utang Murabahah dan pembiayaan Musyarakah jangka panjang	3f,3r,23,42	77.467	57.439	Long-term Murabahah payables and Musyarakah financing
Medium-term notes	3f,3r,24,42	555.434	107.027	Medium-term notes
Wesel bayar	3f,3r,25,41,42	1.372.512	1.492.003	Notes payable
Pinjaman jangka panjang	3f,3r,26,41,42	429.075	491.496	Long-term loans
Dikurangi liabilitas jangka panjang yang akan jatuh tempo dalam waktu satu tahun				Less current maturities of long-term liabilities
Liabilitas sewa pembiayaan	3j,3k,21,42	(61.798)	(60.511)	Finance lease liabilities
Pinjaman bank jangka panjang	3f,3r,22,42			Long-term bank loans
Pihak ketiga		(191.417)	(190.684)	Third parties
Utang Murabahah dan pembiayaan Musyarakah jangka panjang	3f,3r,23,42	(19.727)	(4.095)	Long-term Murabahah payables and Musyarakah financing
Medium-term notes	3f,3r,24,42	(31.075)	-	Medium-term notes
Pinjaman dan wesel bayar	3f,3r,25,26,41,42	(122.783)	(147.720)	Loans and notes payable
Total Liabilitas Jangka Panjang		<u>3.237.751</u>	<u>2.913.659</u>	Total Non-Current Liabilities
Total Liabilitas		<u>4.979.481</u>	<u>4.416.589</u>	Total Liabilities

Catatan atas laporan keuangan konsolidasian terlampir merupakan bagian yang tidak terpisahkan dari laporan keuangan konsolidasian secara keseluruhan.

The accompanying notes to the consolidated financial statements are an integral part of these consolidated financial statements.

**PT INDAH KIAT PULP & PAPER Tbk
DAN ENTITAS ANAK
LAPORAN POSISI KEUANGAN
KONSOLIDASIAN
31 DESEMBER 2018 DAN 2017
(Saldo dalam tabel disajikan dalam ribuan Dolar Amerika
Serikat, kecuali dinyatakan lain)**

**PT INDAH KIAT PULP & PAPER Tbk
AND SUBSIDIARIES
CONSOLIDATED STATEMENTS OF
FINANCIAL POSITION
DECEMBER 31, 2018 AND 2017
(Amounts in tables are expressed in thousands of United
States Dollar, unless otherwise stated)**

	Catatan/ Notes	2018	2017	
EKUITAS				EQUITY
Modal saham - nominal				Share capital -
Rp1.000 per saham				Rp1,000 par value
(dalam angka penuh)				(in full amount)
Modal dasar - 20.000.000.000				Authorized - 20,000,000,000
saham biasa (angka penuh)				common shares (full amount)
Modal ditempatkan dan disetor				Issued and fully paid -
penuh - 5.470.982.941 saham				5,470,982,941 common shares
biasa (angka penuh)	3s,28	2.189.016	2.189.016	(full amount)
Tambahan modal disetor - neto	29	5.883	5.883	Additional paid-in capital - net
Akumulasi pengukuran kembali				Cumulative remeasurements on
liabilitas imbalan kerja		12.536	7.644	employee benefits liability
Saldo laba				Retained earnings
Telah ditentukan penggunaannya		5.000	4.000	Appropriated
Belum ditentukan penggunaannya		1.558.553	1.010.642	Unappropriated
Ekuitas yang dapat diatribusikan				Equity attributable to
kepada pemilik entitas induk		3.770.988	3.217.185	owners of the parent
Kepentingan nonpengendali	3b,30	544	462	Non-controlling interest
Total Ekuitas		3.771.532	3.217.647	Total Equity
TOTAL LIABILITAS DAN EKUITAS		8.751.013	7.634.236	TOTAL LIABILITIES AND EQUITY

Catatan atas laporan keuangan konsolidasian terlampir merupakan bagian yang tidak terpisahkan dari laporan keuangan konsolidasian secara keseluruhan.

The accompanying notes to the consolidated financial statements are an integral part of these consolidated financial statements.

**PT INDAH KIAT PULP & PAPER Tbk
DAN ENTITAS ANAK
LAPORAN LABA RUGI DAN PENGHASILAN
KOMPREHENSIF LAIN KONSOLIDASIAN
UNTUK TAHUN YANG BERAKHIR PADA
TANGGAL-TANGGAL 31 DESEMBER 2018 DAN 2017
(Saldo dalam tabel disajikan dalam ribuan Dolar Amerika
Serikat, kecuali dinyatakan lain)**

**PT INDAH KIAT PULP & PAPER Tbk
AND SUBSIDIARIES
CONSOLIDATED STATEMENTS OF PROFIT OR LOSS
AND OTHER COMPREHENSIVE INCOME
FOR THE YEARS ENDED
DECEMBER 31, 2018 AND 2017
(Amounts in tables are expressed in thousands of United
States Dollar, unless otherwise stated)**

	Catatan/ Notes	2018	2017	
PENJUALAN NETO	3e,3n,3t,32,39,40	3.335.441	3.127.928	NET SALES
BEBAN POKOK PENJUALAN	3e,3n,3t,33,39	2.131.711	2.224.399	COST OF GOODS SOLD
LABA BRUTO		1.203.730	903.529	GROSS PROFIT
BEBAN USAHA	3e,3n,34,40			OPERATING EXPENSES
Penjualan		153.051	169.926	Selling
Umum dan administrasi		156.632	130.916	General and administrative
Total Beban Usaha		309.683	300.842	Total Operating Expenses
LABA USAHA	3t,39	894.047	602.687	OPERATING PROFIT
PENGHASILAN (BEBAN) LAIN-LAIN				OTHER INCOME (CHARGES)
Keuntungan (kerugian)				Gain (loss) on
selisih kurs - neto	3o	21.846	(29.300)	foreign exchange - net
Penghasilan bunga		5.303	4.661	Interest income
Bagian atas laba neto				Share in net profit of
entitas asosiasi	3i,12	753	439	an associate
Beban bagi hasil Musyarakah		(3.440)	(2.465)	Musyarakah sharing expense
Beban Murabahah		(4.423)	(2.916)	Murabahah expense
Beban bunga	35	(176.983)	(123.680)	Interest expense
Lain-lain - neto		(1.348)	7.661	Others - net
Beban Lain-lain - Neto		(158.292)	(145.600)	Other Charges - Net
LABA SEBELUM BEBAN PAJAK PENGHASILAN		735.755	457.087	PROFIT BEFORE INCOME TAX EXPENSE
BEBAN PAJAK PENGHASILAN	3q,36c	(147.549)	(43.805)	INCOME TAX EXPENSE
LABA NETO		588.206	413.282	NET PROFIT
PENGHASILAN (RUGI) KOMPREHENSIF LAIN				OTHER COMPREHENSIVE INCOME (LOSS)
Pos-pos yang tidak akan direklasifikasi lebih lanjut ke laba rugi:				Items that will not subsequently be reclassified to profit or loss:
Pengukuran kembali dari				Remeasurement of
liabilitas imbalan kerja	3p,27	6.123	(3.383)	employee benefits liability
Pajak penghasilan terkait	36d	(1.228)	683	Related income tax
Penghasilan (Rugi) Komprehensif Lain - Setelah Pajak		4.895	(2.700)	Other Comprehensive Income (Loss) - Net of Tax
PENGHASILAN KOMPREHENSIF NETO		593.101	410.582	NET COMPREHENSIVE INCOME

Catatan atas laporan keuangan konsolidasian terlampir merupakan bagian yang tidak terpisahkan dari laporan keuangan konsolidasian secara keseluruhan.

The accompanying notes to the consolidated financial statements are an integral part of these consolidated financial statements.

LAMPIRAN 12

PT TOBA PULP LESTARI Tbk

LAPORAN POSISI KEUANGAN
31 DESEMBER 2017 DAN 2016

(Dinyatakan dalam Ribuan Dollar Amerika, Kecuali Data Saham)

STATEMENTS OF FINANCIAL POSITION
DECEMBER 31, 2017 AND 2016

(In thousands of US Dollars, except for share data)

	Catatan/ Notes	31 Desember 2017/ December 31, 2017	31 Desember 2016/ December 31, 2016	
Aset lancar				Current assets
Kas dan setara kas	2b,2d,2s,3,32	886	1.356	Cash and cash equivalents
Investasi jangka pendek	2b,2e,2s,4,32,34	35	36	Short term investment
Piutang lain-lain	2b,2c,2f,2s,5,32			Other receivables
- Pihak berelasi	30	114	7	Related parties-
- Pihak ketiga		1.840	3.260	Third parties -
Persediaan	2g,6	25.505	31.433	Inventories
Pajak dibayar dimuka	2o,18,33	8.104	10.057	Prepaid taxes
Uang muka	2c,7			Advances payment
- Pihak ketiga		4.462	2.799	Third parties -
Biaya dibayar dimuka	2h,8	293	234	Prepaid expenses
Jumlah aset lancar		41.239	49.182	Total current assets
Aset tidak lancar				Non-current assets
Aset pajak tangguhan	2o,18,33	17.125	18.656	Deferred tax Assets
Aset tetap	2i,2l,9,33	178.496	182.443	Fixed assets
Sumber daya kehutanan	2k,10,34	99.822	88.825	Forestry resources
Aset tidak lancar lainnya	2c,2s,11,30,32,34	903	322	Other non-current assets
Jumlah aset tidak lancar		296.346	290.246	Total non-current assets
Jumlah aset		337.585	339.428	Total assets

Catatan atas laporan keuangan merupakan bagian tak terpisahkan dari laporan keuangan secara keseluruhan/
The accompanying notes form an integral part of these financial statements

PT TOBA PULP LESTARI Tbk

LAPORAN POSISI KEUANGAN
31 DESEMBER 2017 DAN 2016

(Dinyatakan dalam Ribuan Dollar Amerika, Kecuali Data Saham)

STATEMENTS OF FINANCIAL POSITION
DECEMBER 31, 2017 AND 2016

(In thousands of US Dollars, except for share data)

	Catatan/ Notes	31 Desember 2017/ December 31, 2017	31 Desember 2016/ December 31, 2016	
Liabilitas jangka pendek				Current liabilities
Utang usaha	2b,2c,2s,12,32			Trade payables
- Pihak berelasi	30	191	775	Related parties
- Pihak ketiga		8.515	10.375	Third parties
Pendapatan diterima dimuka	2c,13			Revenue received in advance
- Pihak berelasi	30	5.189	43.270	Related parties
Utang lain-lain	2b,2s,5,32	7.630	6.250	Other payables
Biaya yang masih harus dibayar	2b,2s,14,32,34	5.581	6.193	Accrued expenses
Utang pajak	2o,18,33	476	290	Taxes payable
Jumlah liabilitas jangka pendek		27.582	67.153	Total current liabilities
Liabilitas jangka panjang				Non-current liabilities
Utang pihak berelasi	2c,2n,2s,15,30,32,34	4.291	7.711	Due to related parties
Pinjaman jangka panjang	2c,2n,2s,16,30,32	136.655	96.655	Long-term loans
Liabilitas imbalan purna karya	2r,17,33	6.241	5.410	Post-employment benefit liability
Jumlah liabilitas jangka panjang		147.187	109.776	Total non-current liabilities
Jumlah liabilitas		174.769	176.929	Total liabilities
Ekuitas				Equity
Modal saham - Rp 1.000 per saham, modal dasar 1.688.307.072 saham, ditempatkan dan disetor 1.388.883.283 saham masing- masing untuk tahun 2017 dan tahun 2016.	19	336.085	336.085	Share capital - Rp 1,000 par value per share authorized 1,688,307,072 shares, issued and paid-up 1,388,883,283 shares in 2017 and 2016 respectively.
Tambahan modal disetor	20	354.994	354.627	Additional paid-in capital
Keuntungan (kerugian) belum direalisasi atas aset keuangan tersedia untuk dijual	21	(18)	(17)	Unrealized gain (loss) on financial asset available for sale
Keuntungan (kerugian) aktuarial atas imbalan purna karya	21	(1.149)	(719)	Actuarial gain (loss) on post-employment benefit
Saldo laba (rugi)	22	(527.096)	(527.477)	Retained earnings (deficit)
Jumlah ekuitas		162.816	162.499	Total equity
Jumlah liabilitas dan ekuitas		337.585	339.428	Total liabilities and equity

Catatan atas laporan keuangan merupakan bagian tak terpisahkan dari laporan keuangan secara keseluruhan/
The accompanying notes form an integral part of these financial statements

PT TOBA PULP LESTARI Tbk

LAPORAN LABA RUGI DAN PENGHASILAN
KOMPRESIF LAIN
UNTUK TAHUN-TAHUN YANG BERAKHIR
31 DESEMBER 2017 DAN 2016
(Dinyatakan dalam Ribuan Dollar Amerika, Kecuali Data Saham)

STATEMENTS OF PROFIT OR LOSS
AND OTHER COMPREHENSIVE INCOME
FOR THE YEARS ENDED
DECEMBER 31, 2017 AND 2016
(In thousands of US Dollars, except for share data)

	31 Desember 2017/ <i>December 31, 2017</i>	Catatan/ <i>Notes</i>	31 Desember 2016/ <i>December 31, 2016</i>	
Penjualan bersih	123.865	2c,2m,23,30,31	84.074	<i>Net sales</i>
Beban pokok penjualan	107.747	2c,24,26,30	80.900	<i>Cost of Sales</i>
Laba kotor	16.118		3.174	<i>Gross profit</i>
Beban usaha				<i>Operating expenses</i>
Beban Penjualan	3.033	2c,25,26,30, 33	2.140	<i>Selling expenses</i>
Beban Umum dan Administrasi	9.097	2c,2r,25,26,30, 33	8.194	<i>General & Administration expenses</i>
Jumlah beban usaha	12.130		10.334	<i>Total operating expenses</i>
Laba (rugi) usaha	3.988		(7.160)	<i>Operating profit (loss)</i>
Pendapatan (Beban) Lain-lain				<i>Others Income (Expense)</i>
Pendapatan bunga	23		27	<i>Interest income</i>
Penghapusan tanaman belum menghasilkan	(440)	2k,10	(207)	<i>Write-off of immature plantations</i>
Beban bunga dan beban pendanaan lainnya	(5.555)	2c,27,30	(5.148)	<i>Interest expense and other financial charges</i>
Kerugian penghapusan aset tetap	(6)	2i,9	-	<i>Loss on disposal of fixed assets</i>
Kerugian kurs mata uang asing - bersih	(124)	2b	(3.706)	<i>Loss on foreign exchange - net</i>
Pendapatan lain lain - bersih	4.026	2c,28,30,34	3.372	<i>Other income - net</i>
Jumlah Beban Lain-lain	(2.076)		(5.662)	<i>Total Others Expense</i>
Laba (rugi) sebelum pajak penghasilan	1.912		(12.822)	<i>Profit (Loss) before income tax</i>
Pajak penghasilan		2o,18		<i>Income tax</i>
Kini	-		-	<i>Current</i>
Tangguhan	(1.531)		50.314	<i>Deferred</i>
Laba bersih	381		37.492	<i>Net profit</i>
Penghasilan komprehensif lain				<i>Other comprehensive income</i>
Pos-pos yang akan direklasifikasi ke laba rugi :				<i>Items that may be reclassified to profit or loss :</i>
Keuntungan (kerugian) belum direalisasi aset keuangan tersedia untuk dijual	(1)	2s, 21,34	1	<i>Unrealized gain (loss) on financial assets available for sale</i>
Pos-pos yang tidak akan direklasifikasi ke laba rugi :				<i>Items that will not be reclassified to profit or loss :</i>
Kerugian aktuarial atas imbalan purna karya	(430)	2r,21	(135)	<i>Actuarial loss on post-employment benefit</i>
Jumlah laba (rugi) komprehensif tahun berjalan	(50)		37.358	<i>Total comprehensive income (loss) for the year</i>
Laba bersih per saham (dalam dollar penuh)				<i>Earnings per share (in full amount)</i>
- Dasar	0,000274	2p,29	0,026995	<i>Basic -</i>
- Dilusian	0,000271	2p,29	0,026648	<i>Diluted -</i>

Catatan atas laporan keuangan merupakan bagian tak terpisahkan dari laporan keuangan secara keseluruhan/
The accompanying notes form an integral part of these financial statements

LAMPIRAN 13

PT TOBA PULP LESTARI Tbk

LAPORAN POSISI KEUANGAN
31 DESEMBER 2018, 31 DESEMBER 2017 DAN
1 JANUARI 2017
(Dinyatakan dalam Ribuan Dollar Amerika, Kecuali Data Saham)

STATEMENTS OF FINANCIAL POSITION
DECEMBER 31, 2018, DECEMBER 31, 2017 AND
JANUARY 1, 2017
(In thousands of US Dollars, except for share data)

	Catatan/ Notes	31 Desember 2018/ December 31, 2018	31 Desember 2017/ December 31, 2017 (Disajikan kembali/ As Restated) *)	1 Januari 2017/ January 1, 2017 (Disajikan kembali/ As Restated) *)	
Aset lancar					Current assets
Kas dan setara kas	2b,2d,2s,3,32	362	886	1.356	Cash and cash equivalents
Investasi jangka pendek	2b,2e,2s,4,32,34	35	35	36	Short term investment
Piutang lain-lain	2b,2c,2f,2s,5,32				Other receivables
- Pihak berelasi	30	30	114	7	Related parties -
- Pihak ketiga		1.932	1.840	3.260	Third parties -
Persediaan	2g,6	54.309	25.571	31.558	Inventories
Pajak dibayar dimuka	2o,18,33	8.143	8.104	10.057	Prepaid taxes
Uang muka	2c,7,36				Advances payment
- Pihak ketiga		27.258	4.462	2.799	Third parties -
Biaya dibayar dimuka	2h,8	395	293	234	Prepaid expenses
Jumlah aset lancar		92.464	41.305	49.307	Total current assets
Aset tidak lancar					Non-current assets
Aset pajak tangguhan	2o,18,33	16.496	17.125	18.656	Deferred tax Assets
Aset tetap	2i,2l,2n,9,33	185.500	178.496	182.443	Fixed assets
Sumber daya kehutanan	2k,10,32,34	115.274	102.237	63.107	Forestry resources
Aset tidak lancar lainnya	2c,2s,11,30,32	1.491	903	322	Other non-current assets
Jumlah aset tidak lancar		318.761	298.761	264.528	Total non-current assets
Jumlah aset		411.225	340.066	313.835	Total assets

Catatan atas laporan keuangan merupakan bagian tak terpisahkan dari laporan keuangan secara keseluruhan/
The accompanying notes form an integral part of these financial statements

*) Disajikan kembali Catatan 35 / As Restated Notes 35

PT TOBA PULP LESTARI Tbk

LAPORAN POSISI KEUANGAN
31 DESEMBER 2018, 31 DESEMBER 2017 DAN
1 JANUARI 2017
(Dinyatakan dalam Ribuan Dollar Amerika, Kecuali Data Saham)

STATEMENTS OF FINANCIAL POSITION
DECEMBER 31, 2018, DECEMBER 31, 2017 AND
JANUARY 1, 2017
(In thousands of US Dollars, except for share data)

		31 Desember 2017/ December 31, 2017	1 Januari 2017/ January 1, 2017	
	Catatan/ Notes	31 Desember 2018/ December 31, 2018	(Disajikan kembali/ As Restated) *)	(Disajikan kembali/ As Restated) *)
Liabilitas jangka pendek				Current liabilities
Utang usaha	2b,2c,2s,12,32			Trade payables
- Pihak berelasi	30	679	191	775
- Pihak ketiga		27.983	8.515	10.375
Pendapatan diterima dimuka	2c,13			Revenue received in advance
- Pihak berelasi	30	8.966	5.189	43.270
- Pihak ketiga		17	-	-
Utang lain-lain	2b,2s,5,32	9.065	7.630	6.250
Biaya yang masih harus dibayar	2b,2s,14,32, 34	4.077	5.581	6.193
Utang pajak	2a,18,33	259	476	290
Jumlah liabilitas jangka pendek		51.046	27.582	67.153
				Total current liabilities
Liabilitas jangka panjang				Non-current liabilities
Utang pihak berelasi	2c,2n,2s,15,30,32,34	8.418	4.291	7.711
Pinjaman jangka panjang	2c,2n,2s,16,30,32	175.855	136.655	96.655
Liabilitas imbalan purna karya	2r,17, 33	5.731	6.241	5.410
Jumlah liabilitas jangka panjang		190.004	147.187	109.776
				Total non-current liabilities
Jumlah liabilitas		241.050	174.769	176.929
				Total liabilities
Ekuitas				Equity
Modal saham - Rp 1.000 per saham, modal dasar 1.688.307.072 saham, ditempatkan dan disetor 1.388.883.283 saham masing- masing untuk tahun 2018 dan tahun 2017.	19	336.085	336.085	336.085
Tambahan modal disetor	20	354.994	354.994	354.627
Keuntungan (kerugian) belum direalisasi atas aset keuangan tersedia untuk dijual	21	(18)	(18)	(17)
Keuntungan (kerugian) aktuarial atas imbalan purna karya	21	(207)	(1.149)	(719)
Saldo laba (rugi)	22	(520.679)	(524.615)	(553.070)
Jumlah ekuitas		170.175	165.297	136.906
				Total equity
Jumlah liabilitas dan ekuitas		411.225	340.066	313.835
				Total liabilities and equity

Catatan atas laporan keuangan merupakan bagian tak terpisahkan dari laporan keuangan secara keseluruhan/
The accompanying notes form an integral part of these financial statements

*) Disajikan kembali Catatan 35 / As Restated Notes 35

PT TOBA PULP LESTARI Tbk

LAPORAN LABA RUGI DAN PENGHASILAN
KOMPRESIF LAIN
UNTUK TAHUN-TAHUN YANG BERAKHIR
31 DESEMBER 2018 DAN 2017
(Dinyatakan dalam Ribuan Dollar Amerika, Kecuali Data Saham)

STATEMENTS OF PROFIT OR LOSS
AND OTHER COMPREHENSIVE INCOME
FOR THE YEARS ENDED
DECEMBER 31, 2018 AND 2017
(In thousands of US Dollars, except for share data)

	31 Desember 2018/ December 31, 2018	Catatan/ Notes	31 Desember 2017/ December 31, 2017 (Disajikan kembali/ As Restated *)	
Penjualan bersih	121.223	2c.2m,23,30,31	123.865	<i>Net sales</i>
Beban pokok penjualan	104.597	2c.24,26,30	106.196	<i>Cost of Sales</i>
Laba kotor	16.626		17.669	<i>Gross profit</i>
Beban usaha				<i>Operating expenses</i>
Beban Penjualan	2.219	2c.25,26,30, 33	3.033	<i>Selling expenses</i>
Beban Umum dan Administrasi	9.671	2c.2r.25,26,30, 33	9.097	<i>General & Administration expenses</i>
Jumlah beban usaha	11.890		12.130	<i>Total operating expenses</i>
Laba usaha	4.736		5.539	<i>Operating profit</i>
Pendapatan (Beban) Lain-lain				<i>Others Income (Expense)</i>
Pendapatan bunga	22		23	<i>Interest income</i>
Penghapusan tanaman belum menghasilkan	(5.356)	2k.10	(315)	<i>Write-off of immature plantations</i>
Beban bunga dan beban pendanaan lainnya	(7.172)	2c.27,30	(5.555)	<i>Interest expense and other financial charges</i>
Kerugian penghapusan aset tetap	-	2i.9	(6)	<i>Loss on disposal of fixed assets</i>
Kerugian kurs mata uang asing - bersih	(202)	2b	(124)	<i>Loss on foreign exchange - net</i>
Laba bersih yang timbul dari selisih nilai wajar dikurang biaya untuk menjual atas aset biologis	8.116	2k.10	26.348	<i>Net profit arising from change in fair value less cost to sell on biological asset</i>
Pendapatan lain lain - bersih	4.421	2c.28,30,34	4.076	<i>Other income - net</i>
Jumlah Pendapatan (Beban) Lain-lain	(171)		24.447	<i>Total Others Income (Expense)</i>
Laba sebelum pajak penghasilan	4.565		29.986	<i>Profit before income tax</i>
Pajak penghasilan Kini	-	2o.18	-	<i>Income tax Current</i>
Tangguhan	(629)		(1.531)	<i>Deferred</i>
Laba bersih	3.936		28.455	<i>Net profit</i>
Penghasilan komprehensif lain				<i>Other comprehensive income</i>
Pos-pos yang akan direklasifikasi ke laba rugi :				<i>Items that will be reclassified to profit or loss :</i>
Keuntungan (kerugian) belum direalisasi aset keuangan tersedia untuk dijual	-	2s.4,21,34	(1)	<i>Unrealized gain (loss) on financial assets available for sale</i>
Pos-pos yang tidak akan direklasifikasi ke laba rugi :				<i>Items that will not be reclassified to profit or loss :</i>
Keuntungan (kerugian) aktuarial atas imbalan puma karya	942	2r.17,21	(430)	<i>Actuarial gain (loss) on post-employment benefit</i>
Jumlah laba komprehensif tahun berjalan	4.878		28.024	<i>Total comprehensive income for the year</i>
Laba bersih per saham (dalam dollar penuh)				<i>Earnings per share (in full amount)</i>
- Dasar	0,002834	2p.29	0,020488	<i>Basic -</i>
- Dilusian	0,002798	2p.29	0,020225	<i>Diluted -</i>

Catatan atas laporan keuangan merupakan bagian tak terpisahkan dari laporan keuangan secara keseluruhan/
The accompanying notes form an integral part of these financial statements

*) Disajikan kembali Catatan 35 / As Restated Notes 35

LAMPIRAN 14

PT KERTAS BASUKI RACHMAT INDONESIA Tbk DAN ENTITAS ANAK LAPORAN POSISI KEUANGAN KONSOLIDASIAN 31 DESEMBER 2016 <i>(Dinyatakan dalam Rupiah, kecuali dinyatakan lain)</i>		PT KERTAS BASUKI RACHMAT INDONESIA Tbk AND SUBSIDIARIES CONSOLIDATED STATEMENT OF FINANCIAL POSITION DECEMBER 31, 2016 <i>(Expressed in Rupiah, unless otherwise stated)</i>	
	Catatan/ Notes	2016	2015
ASET			
ASET LANCAR			
Kas dan bank	3d,3e,3i,5, 29	525.306.367	6.338.453.408
Piutang usaha			
Pihak ketiga	3d,3i,7,29	66.478.156.631	81.084.809.559
Piutang non-usaha			
Pihak ketiga	3i,29	795.117.104	23.291.041.886
Persediaan	3i,8	39.260.581.612	126.054.995.613
Pajak dibayar di muka	3i,15a	32.647.108.152	48.067.338.007
Uang muka dan beban dibayar di muka	3g,9	20.565.962.927	30.764.130.428
Jumlah Aset Lancar		160.272.232.793	315.600.768.901
ASET TIDAK LANCAR			
Aset tetap - bersih	3h,3i,3j,10	1.102.560.689.720	1.139.428.690.356
Uang jaminan	3i	813.173.125	813.173.125
Aset tidak lancar lainnya	3i	80.737.680	88.576.080
Jumlah Aset Tidak Lancar		1.103.454.600.525	1.140.330.439.561
JUMLAH ASET		1.263.726.833.318	1.455.931.208.462
			TOTAL ASSETS
			ASSETS
			CURRENT ASSETS
			<i>Cash on hand and in banks</i>
			<i>Trade receivables Third parties</i>
			<i>Non-trade receivables Third parties</i>
			<i>Inventories</i>
			<i>Prepaid taxes</i>
			<i>Advances and prepaid expenses</i>
			Total Current Assets
			NON-CURRENT ASSETS
			<i>Property, plant and equipment - net</i>
			<i>Security deposit</i>
			<i>Other non-current assets</i>
			Total Non-Current Assets

Catatan atas laporan keuangan konsolidasian
terlampir merupakan bagian yang tidak terpisahkan dari laporan
keuangan konsolidasian secara keseluruhan

*The accompanying notes to consolidated financial statements are an
integral part of these consolidated financial statements
taken as a whole*

PT KERTAS BASUKI RACHMAT INDONESIA Tbk
DAN ENTITAS ANAK
LAPORAN POSISI KEUANGAN KONSOLIDASIAN
31 DESEMBER 2016

(Dinyatakan dalam Rupiah, kecuali dinyatakan lain)

PT KERTAS BASUKI RACHMAT INDONESIA Tbk
AND SUBSIDIARIES
CONSOLIDATED STATEMENT OF FINANCIAL
POSITION
DECEMBER 31, 2016

(Expressed in Rupiah, unless otherwise stated)

	Catatan/ Notes	2016	2015	
LIABILITAS DAN EKUITAS				LIABILITIES AND EQUITY
LIABILITAS LANCAR				CURRENT LIABILITIES
Utang usaha				Trade payables
Pihak ketiga	3i,11,29	86.244.662.679	82.152.699.310	Third parties
Utang non-usaha				Non-trade payables
Pihak ketiga	3i,12,29	425.870.084	7.343.420.544	Third parties
Beban akrual	3i,13,29	5.184.969.669	3.086.780.469	Accruals
Utang pajak	3i,15b	45.172.593	43.145.212	Taxes payable
Pinjaman bank jangka pendek	3i,14,29	201.540.000.000	206.925.000.000	Short-term bank loans
Pinjaman bank jangka panjang yang jatuh tempo dalam satu tahun	3i,14,29	151.155.000.000	93.116.250.000	Current maturities of long-term bank loans
Jumlah Liabilitas Lancar		444.595.675.025	392.667.295.535	Total Current Liabilities
LIABILITAS TIDAK LANCAR				NON-CURRENT LIABILITIES
Liabilitas pajak tangguhan	15e	39.273.826.802	19.757.644.186	Deferred tax liabilities
Liabilitas imbalan pasca-kerja	3m,27,29	6.104.577.310	5.734.042.115	Post-employment benefits liabilities
Pinjaman bank jangka panjang – setelah dikurangi bagian yang jatuh tempo dalam satu tahun	3i,14,29	354.143.711.106	515.414.674.433	Long-term bank loans – net of current maturities
Pinjaman leasing	3i,29	450.988.120	1.103.945.120	Finance lease
Jumlah Liabilitas Tidak Lancar		399.973.103.338	542.010.305.854	Total Non-current Liabilities
Jumlah Liabilitas		844.568.778.363	934.677.601.389	Total Liabilities

Catatan atas laporan keuangan konsolidasian terlampir merupakan bagian yang tidak terpisahkan dari laporan keuangan konsolidasian secara keseluruhan

The accompanying notes to consolidated financial statements are an integral part of these consolidated financial statements taken as a whole

PT KERTAS BASUKI RACHMAT INDONESIA Tbk
DAN ENTITAS ANAK
LAPORAN POSISI KEUANGAN KONSOLIDASIAN
31 DESEMBER 2016

(Dinyatakan dalam Rupiah, kecuali dinyatakan lain)

PT KERTAS BASUKI RACHMAT INDONESIA Tbk
AND SUBSIDIARIES
CONSOLIDATED STATEMENT OF FINANCIAL
POSITION
DECEMBER 31, 2016

(Expressed in Rupiah, unless otherwise stated)

	Catatan/ Notes	2016	2015	
EKUITAS				EQUITY
Ekuitas yang dapat diatribusikan kepada pemilik Entitas Induk				Equity attributable to owners of the Parent Entity
Modal saham				Share capital
Modal dasar - 15.519.938.500 saham yang terdiri dari saham Seri A nilai nominal Rp 400, saham Seri B nilai nominal Rp 200, saham Seri C nilai nominal Rp 100, dan saham Seri D nilai nominal Rp 50 per saham				Authorized - 15,519,938,500 shares which consist of Series A par value Rp 400, Series B par value Rp 200, Series C par value Rp 100, Series D par value Rp 50 per share,
Modal ditempatkan dan disetor penuh - 8.687.995.734 saham	16	1.273.058.603.000	1.273.058.603.000	Issued and fully paid - 8,687,995,734 shares
Tambahan modal disetor	17	221.429.935.332	221.429.935.332	Additional paid-in capital
Ekuitas lainnya	18	1.648.357.377.084	1.648.357.377.084	Other reserves
Penghasilan komprehensif lain		792.486.627	127.359.866	Other comprehensive income
Defisit		(2.724.480.571.670)	(2.621.719.973.990)	Deficit
Jumlah ekuitas yang dapat diatribusikan kepada pemilik Entitas Induk		419.157.830.373	521.253.301.292	Total equity attributable to owners of the Parent Entity
Kepentingan nonpengendali	19	224.582	305.781	Non-controlling interest
Jumlah Ekuitas		419.158.054.955	521.253.607.073	Total Equity
JUMLAH LIABILITAS DAN EKUITAS		1.263.726.833.318	1.455.931.208.462	TOTAL LIABILITIES AND EQUITY

Catatan atas laporan keuangan konsolidasian terlampir merupakan bagian yang tidak terpisahkan dari laporan keuangan konsolidasian secara keseluruhan

The accompanying notes to consolidated financial statements are an integral part of these consolidated financial statements taken as a whole

PT KERTAS BASUKI RACHMAT INDONESIA Tbk DAN ENTITAS ANAK LAPORAN LABA RUGI DAN PENGHASILAN KOMPREHENSIF LAIN KONSOLIDASIAN TAHUN YANG BERAKHIR 31 DESEMBER 2016 (Dinyatakan dalam Rupiah, kecuali dinyatakan lain)		PT KERTAS BASUKI RACHMAT INDONESIA Tbk AND SUBSIDIARIES CONSOLIDATED STATEMENT OF PROFIT OR LOSS AND OTHER COMPREHENSIVE INCOME FOR THE YEAR ENDED DECEMBER 31, 2016 (Expressed in Rupiah, unless otherwise stated)		
	Catatan/ Notes	2016	2015	
PENJUALAN BERSIH	3k,20,28	161.367.353.686	241.207.422.568	NET SALES
BEBAN POKOK PENJUALAN	3k,21	(194.927.597.553)	(222.036.839.167)	COST OF GOODS SOLD
LABA (RUGI) BRUTO		(33.560.243.868)	19.170.583.401	GROSS PROFIT (LOSS)
Beban penjualan dan pemasaran	22	(2.220.570.100)	(11.075.632.598)	<i>Selling and marketing expenses</i>
Beban umum dan administrasi	3k,23	(14.063.878.178)	(19.354.586.682)	<i>General and administrative expenses</i>
Penghasilan keuangan	3k,24	26.565.839	113.321.408	<i>Financial income</i>
Beban keuangan	3k,25	(55.764.372.064)	(49.199.132.366)	<i>Financial charges</i>
Pendapatan (beban) operasi lainnya	3k,26	22.116.293.188	(71.980.068.870)	<i>Other operating income (expense)</i>
RUGI SEBELUM PAJAK PENGHASILAN		(83.466.205.183)	(132.325.515.707)	LOSS BEFORE INCOME TAX
BEBAN PAJAK PENGHASILAN	15c	(19.294.473.696)	(23.421.115.224)	INCOME TAX EXPENSE
RUGI TAHUN BERJALAN		(102.760.678.879)	(155.746.630.931)	LOSS FOR THE YEAR
PENGHASILAN KOMPREHENSIF LAIN				OTHER COMPREHENSIVE INCOME
Item yang tidak akan direklasifikasi ke laba rugi periode berikutnya				<i>Item that will not be reclassified to profit or loss in subsequent periods</i>
Keuntungan (kerugian) aktuarial atas liabilitas imbalan pasca-kerja	15e	886.835.680	(52.248.074)	<i>Actuarial gain (loss) on post employment benefit liabilities</i>
Pajak terkait		(221.708.920)	13.062.019	<i>Related tax</i>
Jumlah		665.126.760	(39.186.055)	<i>Total</i>
JUMLAH RUGI KOMPREHENSIF PADA TAHUN BERJALAN		(102.095.552.119)	(155.785.816.987)	TOTAL COMPREHENSIVE LOSS FOR THE CURRENT YEAR
Rugi tahun berjalan yang dapat diatribusikan				Loss for the year attributable to
Pemilik Entitas Induk		(102.760.597.680)	(155.746.507.362)	<i>Owner of the Parent Entity</i>
Kepentingan nonpengendali		(81.199)	(123.569)	<i>Non-controlling interest</i>
Jumlah		(102.760.678.879)	(155.746.630.931)	Total
Rugi komprehensif tahun berjalan yang dapat diatribusikan				Comprehensive loss for the year attributable to
Pemilik Entitas		(102.095.470.920)	(155.785.693.418)	<i>Owner of the Parent Entity</i>
Kepentingan nonpengendali	19	(81.199)	(123.569)	<i>Non-controlling interest</i>
Jumlah		(102.095.552.119)	(155.785.816.987)	Total
RUGI PER SAHAM DASAR		(11,75)	(17,93)	BASIC LOSS PER SHARE

Catatan atas laporan keuangan konsolidasian terlampir merupakan bagian yang tidak terpisahkan dari laporan keuangan konsolidasian secara keseluruhan

The accompanying notes to consolidated financial statements are an integral part of these consolidated financial statements taken as a whole

LAMPIRAN 15

PT KERTAS BASUKI RACHMAT INDONESIA Tbk DAN ENTITAS ANAK LAPORAN POSISI KEUANGAN KONSOLIDASIAN 31 DESEMBER 2018 (Dinyatakan dalam Rupiah, kecuali dinyatakan lain)		PT KERTAS BASUKI RACHMAT INDONESIA Tbk AND SUBSIDIARIES CONSOLIDATED STATEMENT OF FINANCIAL POSITION DECEMBER 31, 2018 (Expressed in Rupiah, unless otherwise stated)		
	Catatan/ Notes	2018	2017	
ASET				ASSETS
ASET LANCAR				CURRENT ASSETS
Kas dan bank	3e,3f,3j,5, 28	911.985.253	2.038.373.753	Cash on hand and in banks
Piutang usaha				Trade receivables
Pihak ketiga	3e,3j,6,28	1.037.632.518	58.025.845.081	Third parties
Piutang non-usaha				Non-trade receivables
Pihak ketiga	3j,28	360.391.584	330.391.584	Third parties
Persediaan	3g,7	4.730.373.340	12.783.177.957	Inventories
Pajak dibayar di muka	3m,14a	15.219.241.968	15.204.302.838	Prepaid taxes
Uang muka dan beban dibayar di muka	3h,8	13.090.901.794	18.884.301.321	Advances and prepaid expenses
Jumlah Aset Lancar		35.350.526.457	107.266.392.534	Total Current Assets
ASET TIDAK LANCAR				NON-CURRENT ASSETS
Aset tetap - bersih	3i,3k,9	1.022.698.751.298	1.062.719.145.917	Property, plant and equipment - net
Uang jaminan	3j	813.173.125	813.173.125	Security deposit
Aset tidak lancar lainnya		65.060.880	435.899.280	Other non-current assets
Jumlah Aset Tidak Lancar		1.023.576.985.303	1.063.968.218.322	Total Non-Current Assets
JUMLAH ASET		1.058.927.511.760	1.171.234.610.856	TOTAL ASSETS

Catatan atas laporan keuangan konsolidasian
terlampir merupakan bagian yang tidak terpisahkan dari laporan
keuangan konsolidasian secara keseluruhan

The accompanying notes to consolidated financial statements are an
integral part of these consolidated financial statements
taken as a whole

PT KERTAS BASUKI RACHMAT INDONESIA Tbk
DAN ENTITAS ANAK
LAPORAN POSISI KEUANGAN KONSOLIDASIAN
(Lanjutan)
31 DESEMBER 2018

PT KERTAS BASUKI RACHMAT INDONESIA Tbk
AND SUBSIDIARIES
CONSOLIDATED STATEMENT OF FINANCIAL
POSITION (Continued)
DECEMBER 31, 2018
(Expressed in Rupiah, unless otherwise stated)

(Dinyatakan dalam Rupiah, kecuali dinyatakan lain)

	Catatan/ Notes	2018	2017	
LIABILITAS DAN EKUITAS				LIABILITIES AND EQUITY
LIABILITAS JANGKA PENDEK				CURRENT LIABILITIES
Pinjaman bank	3j,13,28	217.215.000.000	203.220.000.000	Bank loans
Utang usaha				Trade payables
Pihak ketiga	3j,10,28	22.931.582.333	80.002.707.712	Third parties
Utang non-usaha				Non-trade payables
Pihak ketiga	3j,11,28	565.257.099	554.841.099	Third parties
Beban akrual	3j,12,28	45.851.788.005	33.975.960.489	Accruals
Utang pajak	3m,14b	1.048.374.482	351.413.519	Taxes payable
Pinjaman bank jangka panjang yang jatuh tempo dalam satu tahun	3j,13,28	384.651.562.533	-	Current maturities of long-term bank loans
Jumlah Liabilitas Jangka Pendek		672.263.564.452	318.104.922.819	Total Current Liabilities
LIABILITAS JANGKA PANJANG				NON-CURRENT LIABILITIES
Pinjaman bank jangka panjang – setelah dikurangi bagian yang jatuh tempo dalam satu tahun	3j,13,28	141.091.411.926	491.869.747.805	Long-term bank loans – net of current maturities
Liabilitas pajak tangguhan	3m,14e	68.625.264.203	59.788.215.381	Deferred tax liabilities
Liabilitas imbalan pasca-kerja	3n,26,28	7.258.752.965	8.165.062.494	Post-employment benefits liabilities
Pinjaman leasing	3j,28	-	245.214.500	Finance lease
Jumlah Liabilitas Jangka Panjang		216.975.429.094	560.068.240.180	Total Non-current Liabilities
Jumlah Liabilitas		889.238.993.546	878.173.162.999	Total Liabilities

Catatan atas laporan keuangan konsolidasian terlampir merupakan bagian yang tidak terpisahkan dari laporan keuangan konsolidasian secara keseluruhan

The accompanying notes to consolidated financial statements are an integral part of these consolidated financial statements taken as a whole

PT KERTAS BASUKI RACHMAT INDONESIA Tbk
DAN ENTITAS ANAK
LAPORAN POSISI KEUANGAN KONSOLIDASIAN
(Lanjutan)
31 DESEMBER 2018

PT KERTAS BASUKI RACHMAT INDONESIA Tbk
AND SUBSIDIARIES
CONSOLIDATED STATEMENT OF FINANCIAL
POSITION (Continued)
DECEMBER 31, 2018
(Expressed in Rupiah, unless otherwise stated)

(Dinyatakan dalam Rupiah, kecuali dinyatakan lain)

	Catatan/ Notes	2018	2017	
EKUITAS				EQUITY
Ekuitas yang dapat diatribusikan kepada pemilik Entitas Induk				Equity attributable to owners of the Parent Entity
Modal saham				Share capital
Modal dasar - 15.519.938.500 saham yang terdiri dari saham Seri A nilai nominal Rp 400, saham Seri B nilai nominal Rp 200, saham Seri C nilai nominal Rp 100, dan saham Seri D nilai nominal Rp 50 per saham				Authorized - 15,519,938,500 shares which consist of Series A par value Rp 400, Series B par value Rp 200, Series C par value Rp 100, Series D par value Rp 50 per share,
Modal ditempatkan dan disetor penuh - 8.687.995.734 saham	15	1.273.058.603.000	1.273.058.603.000	Issued and fully paid - 8,687,995,734 shares
Tambahan modal disetor	16	221.429.935.332	221.429.935.332	Additional paid-in capital
Ekuitas lainnya	17	1.648.357.377.084	1.648.357.377.084	Other reserves
Penghasilan komprehensif lain		1.795.109.661	400.141.761	Other comprehensive income
Defisit		(2.974.952.530.572)	(2.850.184.733.290)	Deficits
Jumlah ekuitas yang dapat diatribusikan kepada pemilik Entitas Induk		169.688.494.505	293.061.323.887	Total equity attributable to owners of the Parent Entity
Kepentingan nonpengendali	18	23.709	123.970	Non-controlling interest
Jumlah Ekuitas		169.688.518.214	293.061.447.857	Total Equity
JUMLAH LIABILITAS DAN EKUITAS		1.058.927.511.760	1.171.234.610.856	TOTAL LIABILITIES AND EQUITY

Catatan atas laporan keuangan konsolidasian terlampir merupakan bagian yang tidak terpisahkan dari laporan keuangan konsolidasian secara keseluruhan

The accompanying notes to consolidated financial statements are an integral part of these consolidated financial statements taken as a whole

PT KERTAS BASUKI RACHMAT INDONESIA Tbk DAN ENTITAS ANAK LAPORAN LABA RUGI DAN PENGHASILAN KOMPREHENSIF LAIN KONSOLIDASIAN UNTUK TAHUN YANG BERAKHIR 31 DESEMBER 2018 (Dinyatakan dalam Rupiah, kecuali dinyatakan lain)		PT KERTAS BASUKI RACHMAT INDONESIA Tbk AND SUBSIDIARIES CONSOLIDATED STATEMENT OF PROFIT OR LOSS AND OTHER COMPREHENSIVE INCOME FOR THE YEAR ENDED DECEMBER 31, 2018 (Expressed in Rupiah, unless otherwise stated)		
	Catatan/ Notes		2017	
PENJUALAN BERSIH	31,19,27	2.871.460.630	144.027.720.203	NET SALES
BEBAN POKOK PENJUALAN	31,20	(48.177.398.333)	(179.152.180.936)	COST OF GOODS SOLD
RUGI BRUTO		(45.305.937.703)	(35.124.460.733)	GROSS LOSS
Beban penjualan dan pemasaran	21	(57.012.790)	(676.585.199)	<i>Selling and marketing expenses</i>
Beban umum dan administrasi	31,22	(8.948.480.002)	(13.486.978.259)	<i>General and administrative expenses</i>
Penghasilan keuangan	31,23	1.468.603	9.400.442	<i>Financial income</i>
Beban keuangan	31,24	(10.366.273.788)	(52.016.774.651)	<i>Financial charges</i>
Beban operasi lainnya - bersih	31,25	(51.719.602.342)	(3.763.693.630)	<i>Other operating expense - bersih</i>
RUGI SEBELUM PAJAK PENGHASILAN		(116.395.838.022)	(105.059.092.030)	LOSS BEFORE INCOME TAX
BEBAN PAJAK PENGHASILAN	3m,14c	(8.372.059.521)	(20.645.170.201)	INCOME TAX EXPENSE
RUGI TAHUN BERJALAN		(124.767.897.543)	(125.704.262.231)	LOSS FOR THE YEAR
PENGHASILAN KOMPREHENSIF LAIN				OTHER COMPREHENSIVE INCOME
Pos yang tidak akan direklasifikasi ke laba rugi periode berikutnya:				<i>Item that will not be reclassified to profit or loss in subsequent periods:</i>
Keuntungan (kerugian) aktuarial atas liabilitas imbalan pasca-kerja	26	1.859.957.201	(523.126.488)	<i>Actuarial gain (loss) on post employment benefit liabilities</i>
Pajak terkait	14e	(464.989.301)	130.781.622	<i>Related tax</i>
Jumlah		<u>1.394.967.900</u>	<u>(392.344.866)</u>	<i>Total</i>
JUMLAH RUGI KOMPREHENSIF PADA TAHUN BERJALAN		(123.372.929.643)	(126.096.607.097)	TOTAL COMPREHENSIVE LOSS FOR THE CURRENT YEAR
Rugi tahun berjalan yang dapat diatribusikan				Loss for the year attributable to
Pemilik Entitas Induk		(124.767.797.282)	(125.704.161.619)	<i>Owner of the Parent Entity</i>
Kepentingan nonpengendali	18	(100.261)	(100.612)	<i>Non-controlling interest</i>
Jumlah		(124.767.897.543)	(125.704.262.231)	<i>Total</i>
Rugi komprehensif tahun berjalan yang dapat diatribusikan				Comprehensive loss for the year attributable to
Pemilik Entitas		(123.372.829.382)	(126.096.506.485)	<i>Owner of the Parent Entity</i>
Kepentingan nonpengendali	18	(100.261)	(100.612)	<i>Non-controlling interest</i>
Jumlah		(123.372.929.643)	(126.096.607.097)	<i>Total</i>
RUGI PER SAHAM DASAR	30	(14,20)	(14,51)	BASIC LOSS PER SHARE

Catatan atas laporan keuangan konsolidasian terlampir merupakan bagian yang tidak terpisahkan dari laporan keuangan konsolidasian secara keseluruhan

The accompanying notes to consolidated financial statements are an integral part of these consolidated financial statements taken as a whole

The original consolidated financial statements included herein are in the Indonesian language.

**PT KEDAWUNG SETIA INDUSTRIAL Tbk
DAN ENTITAS ANAK
LAPORAN POSISI KEUANGAN
KONSOLIDASIAN (lanjutan)
Tanggal 31 Desember 2016
(Disajikan dalam Rupiah, kecuali dinyatakan lain)**

**PT KEDAWUNG SETIA INDUSTRIAL Tbk
AND SUBSIDIARY
CONSOLIDATED STATEMENT
OF FINANCIAL POSITION (continued)
As of December 31, 2016
(Expressed in Rupiah, unless otherwise stated)**

	2016	Catatan/ Notes	2015	
LIABILITAS DAN EKUITAS				LIABILITIES AND EQUITY
LIABILITAS JANGKA PENDEK				CURRENT LIABILITIES
Utang bank	210.988.072.533	2c,6,8,10,11	330.983.017.278	Bank loans
Utang usaha - pihak ketiga	284.747.849.255	2c,2e,2f,12	251.122.027.101	Trade payables - third parties
Utang lain-lain	2.212.363.241	2c,13	2.954.411.975	Other payables
Beban akrual	20.585.555.566	2c,14	20.411.822.535	Accrued expenses
Utang pajak	16.001.744.033	2n,15b	2.163.587.455	Taxes payable
Liabilitas jangka panjang yang jatuh tempo dalam satu tahun:				Current maturities of long - term liabilities:
Utang bank	36.100.000.000	2c,2g,6,8,10,16	19.300.000.000	Bank loans
Sewa pembiayaan	-	2c,2k,10	52.111.139	Finance leases
Utang pembiayaan konsumen	273.092.403	2c,10,17	1.360.561.156	Consumer financing payable
Liabilitas imbalan pasca kerja jangka pendek	5.087.964.204	2l, 18	3.897.869.776	Short - term employee benefits liability
Total Liabilitas Jangka Pendek	<u>575.996.641.235</u>		<u>632.245.408.415</u>	Total Current Liabilities
LIABILITAS JANGKA PANJANG				NON - CURRENT LIABILITIES
Liabilitas jangka panjang - setelah dikurangi bagian yang jatuh tempo dalam satu tahun:				Long term liabilities - net of current maturities:
Utang bank	80.535.000.000	2c,2g,6,8,10,11	99.850.000.000	Bank loans
Utang pembiayaan konsumen	-	2c,10,17	273.092.403	Consumer financing payable
Liabilitas imbalan pasca kerja jangka panjang	65.557.093.211	2l,18	65.403.878.974	Long - term employee benefits liability
Uang jaminan distributor	400.000.000		400.000.000	Distributors' security deposits
Total Liabilitas Jangka Panjang	<u>146.492.093.211</u>		<u>165.926.971.377</u>	Total Non - Current Liabilities
TOTAL LIABILITAS	<u>722.488.734.446</u>		<u>798.172.379.792</u>	TOTAL LIABILITIES
EKUITAS				EQUITY
Ekuitas yang dapat diatribusikan kepada pemilik Entitas Induk:				Equity attributable to the owners of the Parent:
Modal saham - nilai nominal Rp 500 per saham				Capital stock - Rp 500 par value per share,
Modal dasar - 600.000.000 saham				Authorized - 600,000,000
Modal ditempatkan dan disetor penuh - 405.000.000 saham	202.500.000.000	2p,20	202.500.000.000	shares Issued and fully paid - 405,000,000 shares
Saldo laba:				Retained earnings:
Telah ditentukan penggunaannya	25.000.000.000	20	23.000.000.000	Appropriated
Belum ditentukan penggunaannya	218.283.056.578		173.155.707.511	Unappropriated
Komponen ekuitas lain:				Other component of equity:
Pengukuran kembali liabilitas imbalan pasca kerja - setelah pajak	(25.998.770.474)		(19.734.418.437)	Remeasurement of employee benefits liability - net of tax
TOTAL EKUITAS	<u>419.784.286.104</u>		<u>378.921.289.074</u>	TOTAL EQUITY
TOTAL LIABILITAS DAN EKUITAS	<u>1.142.273.020.550</u>		<u>1.177.093.668.866</u>	TOTAL LIABILITIES AND EQUITY

Catatan atas laporan keuangan konsolidasian terlampir merupakan bagian yang tidak terpisahkan dari laporan keuangan konsolidasian secara keseluruhan.

The accompanying notes form an integral part of these consolidated financial statements.

The original consolidated financial statements included herein are in the Indonesian language.

PT KEDAWUNG SETIA INDUSTRIAL Tbk DAN ENTITAS ANAK LAPORAN LABA RUGI DAN PENGHASILAN KOMPREHENSIF LAIN KONSOLIDASIAN Tahun Yang Berakhir Pada Tanggal 31 Desember 2016 (Disajikan dalam Rupiah, kecuali dinyatakan lain)		PT KEDAWUNG SETIA INDUSTRIAL Tbk AND SUBSIDIARY CONSOLIDATED STATEMENT OF PROFIT OR LOSS AND OTHER COMPREHENSIVE INCOME For The Year Ended December 31, 2016 (Expressed in Rupiah, unless otherwise stated)		
	2016	Catatan/ Notes	2015	
PENJUALAN NETO	1.995.337.146.834	2m, 21	1.713.946.192.967	NET SALES
BEBAN POKOK PENJUALAN	1.721.942.515.692	2i, 2f, 22	1.492.261.925.405	COST OF GOODS SOLD
LABA BRUTO	273.394.631.142		221.684.267.562	GROSS PROFIT
BEBAN USAHA		2m, 23		OPERATING EXPENSES
Penjualan	(96.841.332.185)		(97.425.952.272)	Selling
Umum dan administrasi	(73.430.061.475)		(73.744.946.775)	General and administrative
Total Beban Usaha	(170.271.393.660)		(171.170.899.047)	Total Operating Expenses
LABA USAHA	103.123.237.482		50.513.368.515	OPERATING INCOME
Beban keuangan	(42.475.454.115)	2c, 24	(40.384.643.352)	Finance cost
Laba (rugi) selisih kurs - neto	(2.660.294.994)		2.848.897.126	Foreign exchange gain (loss) - net
Penghasilan keuangan	259.435.269		598.572.831	Finance income
Pendapatan lainnya - neto	5.450.992.491	2m, 25	1.314.073.148	Other income - net
LABA SEBELUM MANFAAT (BEBAN) PAJAK PENGHASILAN	63.697.916.133		14.890.268.268	INCOME BEFORE INCOME TAX BENEFIT (EXPENSES)
MANFAAT (BEBAN) PAJAK PENGHASILAN		2n, 15c, 15e		INCOME TAX BENEFIT (EXPENSE)
Kini	(16.704.290.500)		(3.833.862.500)	Current
Tanggung	133.723.434		414.157.525	Deferred
Beban Pajak Penghasilan - Neto	(16.570.567.066)		(3.419.704.975)	Income Tax Expense - Net
LABA NETO	47.127.349.067		11.470.563.293	NET INCOME
PENGHASILAN KOMPREHENSIF LAIN				OTHER COMPREHENSIVE INCOME
Rugi komprehensif lain yang tidak akan direklasifikasikan ke laba rugi pada periode berikutnya:				Other comprehensive loss not to be reclassified to profit or loss in subsequent period:
Pengukuran kembali liabilitas imbalan pasca kerja	(8.352.469.383)		(6.109.291.524)	Remeasurement of employee benefits liability
Pajak penghasilan terkait	2.088.117.346		1.527.322.881	Related income tax
Rugi Komprehensif Lain - Setelah Pajak	(6.264.352.037)		(4.581.968.643)	Other Comprehensive Loss - Net of Tax
TOTAL LABA KOMPREHENSIF	40.862.997.030		6.888.594.650	TOTAL COMPREHENSIVE INCOME
Laba neto yang dapat diatribusikan kepada:				Net income attributable to:
Pemilik entitas induk	47.127.349.067		11.470.563.293	Owners of the Company
Kepentingan nonpengendali	-		-	Non-controlling interest
47.127.349.067			11.470.563.293	
Total laba komprehensif yang dapat diatribusikan kepada:				Total comprehensive income attributable to:
Pemilik Entitas Induk	40.862.997.030		6.888.594.650	Owners of the Company
Kepentingan nonpengendali	-		-	Non-controlling interest
TOTAL	40.862.997.030		6.888.594.650	TOTAL
LABA NETO PER SAHAM DASAR	116,36	2p, 31	28,32	BASIC EARNINGS PER SHARE

Catatan atas laporan keuangan konsolidasian terlampir merupakan bagian yang tidak terpisahkan dari laporan keuangan konsolidasian secara keseluruhan.

The accompanying notes form an integral part of these consolidated financial statements.

LAMPIRAN 17

The original consolidated financial statements included herein are in the Indonesian language.

**PT KEDAWUNG SETIA INDUSTRIAL Tbk
DAN ENTITAS ANAK
LAPORAN POSISI KEUANGAN
KONSOLIDASIAN
Tanggal 31 Desember 2018
(Disajikan dalam Rupiah, kecuali dinyatakan lain)**

**PT KEDAWUNG SETIA INDUSTRIAL Tbk
AND SUBSIDIARY
CONSOLIDATED STATEMENT
OF FINANCIAL POSITION
As of December 31, 2018
(Expressed in Rupiah, unless otherwise stated)**

	2018	Catatan/ Notes	2017	
ASET				ASSETS
ASET LANCAR				CURRENT ASSETS
Kas dan setara kas	49.976.085.928	2c, 2d, 2e, 4	91.313.495.983	Cash and cash equivalents
Piutang usaha - pihak ketiga	370.235.456.448	2c, 2e, 5, 10, 15	415.080.462.642	Trade receivables - third parties
Piutang lain-lain	-	2c	4.774.000	Other receivables
Persediaan	381.110.555.773	2g, 6, 10, 15	323.671.583.394	Inventories
Uang muka pembelian	20.386.232.067	2e, 7	10.785.917.060	Advances for purchases
Biaya dibayar di muka	600.167.311	2h	324.344.904	Prepaid expenses
Pajak dibayar di muka	1.867.956.610	2m, 14a	-	Prepaid tax
Total Aset Lancar	<u>824.176.454.137</u>		<u>841.180.577.983</u>	Total Current Assets
ASET TIDAK LANCAR				NON - CURRENT ASSETS
Taksiran tagihan pajak penghasilan	3.534.916.235	2m, 14d	3.450.161.053	Estimated claims for tax refund
Uang muka pembelian aset tetap	11.217.193.906	2e, 7	16.270.790.900	Advance for purchase of fixed assets
Aset pajak tangguhan	27.184.185.290	2m, 14e	26.333.195.436	Deferred tax assets
Aset tetap - setelah dikurangi akumulasi penyusutan sebesar Rp 419.735.355.095 pada 31 Desember 2018 dan Rp 386.313.567.492 pada 31 Desember 2017	524.053.587.271	2i, 8, 10, 15	440.422.767.236	Fixed assets - net of accumulated depreciation Rp 419,735,355,095 as of December 31, 2018 and Rp 386,313,567,492 as of December 31, 2017
Aset lain-lain	1.250.127.673	2i, 9	634.235.008	Other asset
Total Aset Tidak Lancar	<u>567.240.010.375</u>		<u>487.111.149.633</u>	Total Non-Current Assets
TOTAL ASET	<u>1.391.416.464.512</u>		<u>1.328.291.727.616</u>	TOTAL ASSETS

Catatan atas laporan keuangan konsolidasian terlampir merupakan bagian yang tidak terpisahkan dari laporan keuangan konsolidasian secara keseluruhan.

The accompanying notes form an integral part of these consolidated financial statements.

The original consolidated financial statements included herein are in the Indonesian language.

**PT KEDAWUNG SETIA INDUSTRIAL Tbk
DAN ENTITAS ANAK
LAPORAN POSISI KEUANGAN
KONSOLIDASIAN (lanjutan)
Tanggal 31 Desember 2018
(Disajikan dalam Rupiah, kecuali dinyatakan lain)**

**PT KEDAWUNG SETIA INDUSTRIAL Tbk
AND SUBSIDIARY
CONSOLIDATED STATEMENT
OF FINANCIAL POSITION (continued)
As of December 31, 2018
(Expressed in Rupiah, unless otherwise stated)**

	2018	Catatan/ Notes	2017	
LIABILITAS DAN EKUITAS				LIABILITIES AND EQUITY
LIABILITAS JANGKA PENDEK				CURRENT LIABILITIES
Utang bank jangka pendek	353.865.486.246	2c,5,6,8,10	379.952.195.057	Short-term bank loans
Utang usaha - pihak ketiga	256.715.418.541	2c,2e,2f,11	234.221.303.042	Trade payables - third parties
Utang lain - lain	5.564.932.604	2c,12	1.695.035.586	Other payables
Beban akrual	19.700.380.707	2c,13	23.811.677.248	Accrued expenses
Utang pajak	4.800.577.159	2m,14b	14.219.556.059	Taxes payable
Liabilitas jangka panjang yang jatuh tempo dalam satu tahun:				Current maturities of long-term liabilities:
Utang bank	55.814.000.000	2c,2g,5,6,8,15	48.820.000.000	Bank loans
Utang pembiayaan konsumen	2.888.721.195	2c,8,16	1.850.498.235	Consumer financing payable
Liabilitas imbalan kerja jangka pendek	5.482.285.552	2k, 17	4.465.019.890	Short-term employee benefits liability
Total Liabilitas Jangka Pendek	<u>704.831.802.004</u>		<u>709.035.285.117</u>	Total Current Liabilities
LIABILITAS JANGKA PANJANG				NON - CURRENT LIABILITIES
Liabilitas jangka panjang - setelah dikurangi bagian yang jatuh tempo dalam satu tahun:				Long term liabilities - net of current maturities:
Utang bank	70.216.000.000	2c,2g,5,6,8,15	70.030.000.000	Bank loans
Utang pembiayaan konsumen	3.133.689.123	2c,16	2.705.625.923	Consumer financing payable
Liabilitas imbalan kerja jangka panjang	57.663.943.984	2k,17	60.581.315.467	Long-term employee benefits liability
Uang jaminan distributor	400.000.000		400.000.000	Distributors' security deposits
Total Liabilitas Jangka Panjang	<u>131.413.633.107</u>		<u>133.716.941.390</u>	Total Non-Current Liabilities
Total Liabilitas	<u>836.245.435.111</u>		<u>842.752.226.507</u>	Total Liabilities
EKUITAS				EQUITY
Ekuitas yang dapat diatribusikan kepada pemilik Entitas Induk:				Equity attributable to the owners of the Parent:
Modal saham - nilai nominal Rp 500 per saham				Share capital - Rp 500 par value per share,
Modal dasar - 600.000.000 saham				Authorized - 600,000,000 shares
Modal ditempatkan dan disetor penuh - 405.000.000 saham	202.500.000.000	2o,19	202.500.000.000	Issued and fully paid - 405,000,000 shares
Saldo laba:				Retained earnings:
Telah ditentukan penggunaannya	27.000.000.000	19	26.000.000.000	Appropriated
Belum ditentukan penggunaannya	362.010.167.338		286.248.265.127	Unappropriated
Komponen ekuitas lain:				Other component of equity:
Pengukuran kembali liabilitas Imbalan kerja - setelah pajak	(36.339.137.937)		(29.208.764.018)	Remeasurement of employee benefits liability - net of tax
Total Ekuitas	<u>555.171.029.401</u>		<u>485.539.501.109</u>	Total Equity
TOTAL LIABILITAS DAN EKUITAS	<u>1.391.416.464.512</u>		<u>1.328.291.727.616</u>	TOTAL LIABILITIES AND EQUITY

Catatan atas laporan keuangan konsolidasian terlampir merupakan bagian yang tidak terpisahkan dari laporan keuangan konsolidasian secara keseluruhan.

The accompanying notes form an integral part of these consolidated financial statements.

The original consolidated financial statements included herein are in the Indonesian language.

PT KEDAWUNG SETIA INDUSTRIAL Tbk
DAN ENTITAS ANAK
LAPORAN LABA RUGI DAN PENGHASILAN
KOMPREHENSIF LAIN KONSOLIDASIAN
Tahun Yang Berakhir Pada Tanggal
31 Desember 2018
(Disajikan dalam Rupiah, kecuali dinyatakan lain)

PT KEDAWUNG SETIA INDUSTRIAL Tbk
AND SUBSIDIARY
CONSOLIDATED STATEMENT OF PROFIT OR LOSS
AND OTHER COMPREHENSIVE INCOME
For The Year Ended
December 31, 2018
(Expressed in Rupiah, unless otherwise stated)

	2018	Catatan/ Notes	2017	
PENJUALAN NETO	2.327.951.625.610	2l, 20	2.245.519.457.754	NET SALES
BEBAN POKOK PENJUALAN	(1.994.235.755.807)	2f, 2l, 21	(1.932.476.641.257)	COST OF GOODS SOLD
LABA BRUTO	333.715.869.803		313.042.816.497	GROSS PROFIT
BEBAN USAHA		2l, 22		OPERATING EXPENSES
Penjualan	(101.260.138.178)		(101.537.419.417)	Selling
Umum dan administrasi	(95.452.857.234)		(81.246.260.328)	General and administrative
Total Beban Usaha	(196.712.995.412)		(182.783.679.745)	Total Operating Expenses
LABA USAHA	137.002.874.391		130.259.136.752	OPERATING INCOME
Beban keuangan	(43.918.960.666)	2c, 23	(39.717.531.366)	Finance cost
Laba selisih kurs - neto	9.757.968.426		831.146.314	Foreign exchange gain - net
Penghasilan keuangan	213.879.740		236.022.287	Finance income
Pendapatan lainnya	899.984.023	2l, 24	1.754.296.915	Other income
LABA SEBELUM PAJAK PENGHASILAN	103.955.745.914		93.363.070.902	INCOME BEFORE INCOME TAX
BEBAN PAJAK PENGHASILAN		2m, 14c, 14e		INCOME TAX EXPENSE
Kini	(25.668.042.250)		(23.419.445.000)	Current
Tangguhan	(1.525.801.453)		(978.417.353)	Deferred
Total Beban Pajak Penghasilan	(27.193.843.703)		(24.397.862.353)	Total Income Tax Expense
LABA NETO	76.761.902.211		68.965.208.549	NET INCOME
PENDAPATAN KOMPREHENSIF LAIN				OTHER COMPREHENSIVE INCOME
Pos-pos yang tidak akan direklasifikasi ke laba rugi pada periode berikutnya:				Items that will not be reclassified profit or loss in subsequent period:
Pengukuran kembali liabilitas imbalan kerja	(9.507.165.226)	2k, 17	(4.279.991.403)	Remeasurement of employee benefits liability
Manfaat pajak penghasilan terkait	2.376.791.307	2m, 14e	1.069.997.859	Related income tax benefit
Rugi Komprehensif Lain - Setelah Pajak	(7.130.373.919)		(3.209.993.544)	Other Comprehensive Loss - Net of Tax
TOTAL LABA KOMPREHENSIF	69.631.528.292		65.755.215.005	TOTAL COMPREHENSIVE INCOME
Laba neto yang dapat diatribusikan kepada:				Net income attributable to:
Pemilik Entitas Induk	76.761.902.211		68.965.208.549	Owners of the parent
Kepentingan Nonpengendali	-		-	Non-controlling interest
	76.761.902.211		68.965.208.549	
Total laba komprehensif yang dapat diatribusikan kepada:				Total comprehensive income attributable to:
Pemilik Entitas Induk	69.631.528.292		65.755.215.005	Owners of the parent
Kepentingan Nonpengendali	-		-	Non-controlling interest
	69.631.528.292		65.755.215.005	
LABA PER SAHAM DASAR	189,54	2o, 30	170,28	EARNINGS PER SHARE

Catatan atas laporan keuangan konsolidasian terlampir merupakan bagian yang tidak terpisahkan dari laporan keuangan konsolidasian secara keseluruhan.

The accompanying notes form an integral part of these consolidated financial statements.