

DAFTAR TABEL

Tabel 1. 1 Data Persediaan Tahun 2023.....	3
Tabel 1. 2 Total Kehilangan Keuntungan	4
Tabel 2. 1 Peneliti Terdahulu.....	29
Tabel 3. 1 Keputusan Optimal T, R, ss	36
Tabel 3. 2 Jadwal Penelitian	40
Tabel 4. 1 Data Historis Permintaan Timba Cor	41
Tabel 4. 2 Data Historis Persediaan Bahan Baku Biji Plastik LDPE	42
Tabel 4. 3 Harga Bahan Baku.....	43
Tabel 4. 4 Jenis-Jenis Biaya Pesan	43
Tabel 4. 5 Jenis-Jenis Biaya Penyimpanan	43
Tabel 4. 6 Rekapulasi Biaya Persediaan Bahan Baku Metode Perusahaan.....	45
Tabel 4. 7 Hasil Perhitungan <i>Moving Average</i>	48
Tabel 4. 8 Ringkasan Hasil <i>Moving Average</i>	49
Tabel 4. 9 Hasil <i>Tracking Signal Moving Average</i>	49
Tabel 4. 10 Hasil Perhitungan <i>Weighted Moving Average</i>	50
Tabel 4. 11 Ringkasan Hasil <i>Weighted Moving Average</i>	51
Tabel 4. 12 Hasil <i>Tracking Signal Weighted Moving Average</i>	51
Tabel 4. 13 Hasil Perhitungan <i>Simple Exponential Smoothing</i>	52
Tabel 4. 14 Hasil Ringkasan <i>Simple Exponential Smoothing</i>	53
Tabel 4. 15 Hasil <i>Tracking Signal Simple Exponential Smoothing</i>	53
Tabel 4. 16 Perbandingan Tingkat Akurasi Metode Peramalan	55
Tabel 4. 17 Hasil Perhitungan Metode Probabilistik Model P	62
Tabel 4. 18 Hasil Uji Normalitas	62
Tabel 4. 19 Hasil Peramalan.....	63
Tabel 4. 20 Perbandingan Permintaan dan Kebutuhan Eksisting Perusahaan Periode April 2024	64
Tabel 4. 21 Hasil Probabilistik Model P	64

DAFTAR GAMBAR

Gambar 1. 1 Produk Timba Cor Transparan (A) & Produk Timba Cor Doff (B).....	1
Gambar 1. 2 Aliran Proses Produksi Pembuatan Timba Cor	2
Gambar 1. 3 Grafik Overstock	4
Gambar 2. 1 Inventory Dalam Sistem Manufaktur.....	8
Gambar 2. 2 Klasifikasi Metode Pengendalian Inventori Secara Statistik.....	12
Gambar 2. 3 Hubungan Antara Biaya Total dan Ukuran Lot Pemesanan	14
Gambar 2. 4 Histrogram Distribusi Normal	21
Gambar 2. 5 Aliran Informasi Peramalan	23
Gambar 3. 1 Flowchart.....	38
Gambar 4. 1 Plot Data Timba Cor	46
Gambar 4. 2 Hasil Uji Normalitas	47
Gambar 4. 3 Diagram <i>Control Chart Tracking Signal Moving Average</i>	50
Gambar 4. 4 Diagram <i>Control Chart Tracking Signal Weighted Moving Average</i> ..	52
Gambar 4. 5 Hasil Diagram Control Chart Tracking Signal Single Exponential Smoothing.....	54
Gambar 4. 6 Hasil Tracking Signal	63
Gambar 4. 7 Grafik Perbandingan Iterasi Periode Waktu Antar Pesan	65
Gambar 4. 8 Grafik Perbandingan Iterasi Persediaan Maksimum	66
Gambar 4. 9 Grafik Perbandingan Iterasi Safety Stock	67
Gambar 4. 10 Grafik Perbandingan Iterasi Total Biaya Persediaan	67
Gambar 4. 11 Grafik Perbandingan Tingkat Pelayanan.....	68

LAMPIRAN

1. Produk Timba Cor Transparan



2. Produk Timba Cor Doff



3. Proses Produksi CV. Jaya Perkasa Abadi



4. Bahan Baku Biji Plastik LDPE



5. Tabel Nilai Distribusi Normal

TABEL B.

Deviasi Normal Standar z_{α}	Kemungkinan Kekurangan α	Ordinat $f(z)$	Ekspektasi Parsial $v(z)$
-4.00	.9999	.0001	.3989
.00	.5000	.3989	.3744
.05	.4801	.3984	.3509
.10	.4602	.3969	.3284
.15	.4404	.3945	.3069
.20	.4207	.3910	.2863
.25	.4013	.3867	.2668
.30	.3821	.3814	.2481
.35	.3632	.3752	.2304
.40	.3446	.3683	.2137
.45	.3264	.3605	.1978
.50	.3086	.3521	.1828
.55	.2912	.3429	.1687
.60	.2743	.3332	.1554
.65	.2579	.3229	.1429
.70	.2420	.3123	.1312
.75	.2267	.3011	.1202
.80	.2119	.2897	.1100
.85	.1977	.2780	.1004
.90	.1841	.2661	.0916
.95	.1711	.2541	.0833
1.00	.1587	.2420	.0757
1.05	.1469	.2300	.0686
1.10	.1357	.2179	.0621
1.15	.1251	.2059	.0561
1.20	.1151	.1942	.0506
1.25	.1057	.1826	.0455
1.30	.0968	.1714	.0409
1.35	.0886	.1604	.0367
1.40	.0808	.1497	.0328
1.45	.0736	.1394	.0293
1.50	.0669	.1295	.0261
1.55	.0606	.1200	.0232
1.60	.0548	.1109	.0206
1.65	.0495	.1023	

(Bersambung)

TABEL B (Lanjutan)

Deviasi Normal Standar z_α	Kemungkinan Kekurangan α	Ordinat $f(z)$	Ekspektasi Parsial $\psi(z)$
1.70	.0446	.0940	.0183
1.75	.0401	.0863	.0162
1.80	.0360	.0790	.0143
1.85	.0322	.0721	.0126
1.90	.0288	.0656	.0111
1.95	.0256	.0596	.0097
2.00	.0228	.0540	.0085
2.05	.0202	.0488	.0074
2.10	.0179	.0440	.0065
2.15	.0158	.0396	.0056
2.20	.0140	.0355	.0049
2.25	.0122	.0317	.0042
2.30	.0107	.0283	.0037
2.35	.0094	.0252	.0032
2.40	.0082	.0224	.0027
2.45	.0071	.0198	.0023
2.50	.0062	.0175	.0020
2.55	.0054	.0154	.0017
2.60	.0047	.0136	.0015
2.65	.0040	.0119	.0012
2.70	.0035	.0104	.0011
2.75	.0030	.0091	.0009
2.80	.0026	.0079	.0008
2.85	.0022	.0069	.0006
2.90	.0019	.0059	.0005
2.95	.0016	.0051	.00045
3.00	.0015	.0044	.00038
3.10	.0010	.0033	.00027
3.20	.0007	.0024	.00018
3.30	.0005	.0017	.00013
3.40	.0004	.0012	.00009
3.50	.0003	.0009	.00006
3.60	.0002	.0006	.00004
3.80	.0001	.0003	.00002
4.00	.00003	.0001	.00001

Lampiran 257

6. Hasil Perhitungan Probabilistik Model P

Iterasi	T0	(-,+) T0	Periode Waktu Antar Pesanan	Nilai Persediaan Maksimum	Safety Stock	Total Ongkos	Service Level
			ΔT_0	R	SS	OT	SL
1	0.028592277	0	0.028592277	18857.96441	377.6763059	\$5,709,130,980.80	0.999999903
2	0.028592277	+0.005	0.033592277	20942.41818	389.99008	\$5,719,632,739.54	0.999999887
3	0.028592277	+0.010	0.038592277	23025.04006	400.4719605	\$5,731,232,798.05	0.999999867
4	0.028592277	+0.015	0.043592277	25106.02171	409.3136063	\$5,743,553,728.83	0.999999844
5	0.028592277	-0.0002	0.028392277	18774.2309	376.8283996	\$5,708,745,902.89	0.999999903
6	0.028592277	-0.0004	0.028192277	18690.49548	375.9785811	\$5,708,363,680.37	0.999999904
7	0.028592277	-0.0006	0.027992277	18606.75814	375.1268374	\$5,707,984,374.52	0.999999904
8	0.028592277	-0.0008	0.027792277	18523.01886	374.2731553	\$5,707,608,048.39	0.999999904
9	0.028592277	-0.0010	0.027592277	18439.27763	373.4175217	\$5,707,234,766.85	0.999999904
10	0.028592277	-0.0012	0.027392277	18355.53443	372.5599229	\$5,706,864,596.70	0.999999905
11	0.028592277	-0.0014	0.027192277	18271.78925	371.7003455	\$5,706,497,606.66	0.999999905
12	0.028592277	-0.0016	0.026992277	18195.76789	378.5645835	\$5,706,013,993.25	0.999999915


Iterasi	T ₀	(-,+) T ₀	Periode Waktu Antar Pesanan	Nilai Persediaan Maksimum	Safety Stock	Total Ongkos	Service Level
			ΔT_0	R	SS	OT	SL
13	0.028592277	-0.0018	0.026792277	18112.00072	377.6830161	\$5,705,652,694.26	0.999999916
14	0.028592277	-0.0020	0.026592277	18028.23149	376.7993862	\$5,705,294,782.80	0.999999916
15	0.028592277	-0.0022	0.026392277	17944.46018	375.9136793	\$5,704,940,335.96	0.999999916
16	0.028592277	-0.0024	0.026192277	17860.68678	375.0258805	\$5,704,589,433.23	0.999999916
17	0.028592277	-0.0026	0.025992277	17776.91128	374.1359751	\$5,704,242,156.51	0.999999916
18	0.028592277	-0.0028	0.025792277	17693.13365	373.2439479	\$5,703,898,590.27	0.999999917
19	0.028592277	-0.0030	0.025592277	17609.35389	372.3497838	\$5,703,558,821.61	0.999999917
20	0.028592277	-0.0032	0.025392277	17525.57197	371.4534672	\$5,703,222,940.37	0.999999917
21	0.028592277	-0.0034	0.025192277	17441.78789	370.5549825	\$5,702,891,039.24	0.999999917
22	0.028592277	-0.0036	0.024992277	17358.00162	369.654314	\$5,702,563,213.90	0.999999917
23	0.028592277	-0.0038	0.024792277	17274.21315	368.7514456	\$5,702,239,563.10	0.999999918
24	0.028592277	-0.0040	0.024592277	17190.42246	367.8463612	\$5,701,920,188.79	0.999999918
25	0.028592277	-0.0042	0.024392277	17106.62955	366.9390443	\$5,701,605,196.30	0.999999918
26	0.028592277	-0.0044	0.024192277	17022.83438	366.0294784	\$5,701,294,694.42	0.999999918
27	0.028592277	-0.0046	0.023992277	16939.03695	365.1176466	\$5,700,988,795.58	0.999999919
28	0.028592277	-0.0048	0.023792277	16855.23724	364.2035319	\$5,700,687,615.97	0.999999919
29	0.028592277	-0.0050	0.023592277	16771.43522	363.2871171	\$5,700,391,275.74	0.999999919
30	0.028592277	-0.0052	0.023392277	16695.02616	369.7636579	\$5,699,970,997.03	0.999999929
31	0.028592277	-0.0054	0.023192277	16611.2007	368.823793	\$5,699,683,632.96	0.999999929
32	0.028592277	-0.0056	0.022992277	16527.37283	367.8815269	\$5,699,401,477.71	0.999999929
33	0.028592277	-0.0058	0.022792277	16443.54254	366.9368412	\$5,699,124,668.52	0.999999929
34	0.028592277	-0.0060	0.022592277	16359.70982	365.989717	\$5,698,853,347.54	0.999999929
35	0.028592277	-0.0061	0.022492277	16317.79254	365.5152346	\$5,698,719,790.92	0.999999929
36	0.028592277	-0.0062	0.022392277	16275.87464	365.0401355	\$5,698,587,661.97	0.99999993
37	0.028592277	-0.0063	0.022292277	16233.95612	364.5644172	\$5,698,456,979.90	0.99999993
38	0.028592277	-0.0064	0.022192277	16192.03698	364.0880774	\$5,698,327,764.32	0.99999993
39	0.028592277	-0.0065	0.022092277	16150.11722	363.6111135	\$5,698,200,035.13	0.99999993
40	0.028592277	-0.0066	0.021992277	16108.19683	363.1335232	\$5,698,073,812.66	0.99999993
41	0.028592277	-0.0067	0.021892277	16066.27581	362.6553039	\$5,697,949,117.55	0.99999993
42	0.028592277	-0.0068	0.021792277	16024.35416	362.1764532	\$5,697,825,970.85	0.99999993
43	0.028592277	-0.0069	0.021692277	15982.43187	361.6969685	\$5,697,704,394.01	0.99999993
44	0.028592277	-0.0070	0.021592277	15940.50895	361.2168474	\$5,697,584,408.85	0.99999993
45	0.028592277	-0.0071	0.021492277	15898.58539	360.7360872	\$5,697,466,037.61	0.99999993
46	0.028592277	-0.0072	0.021392277	15856.66119	360.2546854	\$5,697,349,302.94	0.99999993
47	0.028592277	-0.0073	0.021292277	15814.73634	359.7726396	\$5,697,234,227.93	0.999999931

Iterasi	T ₀	(-,+) T ₀	Periode Waktu Antar Pesanan	Nilai Persediaan Maksimum	Safety Stock	Total Ongkos	Service Level
			ΔT_0	R	SS	OT	SL
48	0.028592277	-0.0074	0.021192277	15772.81085	359.2899469	\$5,697,120,836.08	0.999999931
49	0.028592277	-0.0075	0.021092277	15730.88471	358.8066049	\$5,697,009,151.37	0.999999931
50	0.028592277	-0.0076	0.020992277	15688.95791	358.322611	\$5,696,899,198.20	0.999999931
51	0.028592277	-0.0077	0.020892277	15647.03047	357.8379624	\$5,696,791,001.47	0.999999931
52	0.028592277	-0.0078	0.020792277	15605.10236	357.3526565	\$5,696,684,586.54	0.999999931
53	0.028592277	-0.0079	0.020692277	15563.17359	356.8666906	\$5,696,579,979.26	0.999999931
54	0.028592277	-0.0080	0.020592277	15521.24417	356.3800621	\$5,696,477,206.00	0.999999931
55	0.028592277	-0.0081	0.020492277	15486.43193	363.0106236	\$5,696,254,773.31	0.999999939
56	0.028592277	-0.0082	0.020392277	15444.49141	362.5129023	\$5,696,155,157.15	0.999999939
57	0.028592277	-0.0083	0.020292277	15402.5502	362.0144967	\$5,696,057,452.05	0.999999939
58	0.028592277	-0.0084	0.020192277	15360.60831	361.515404	\$5,695,961,686.44	0.999999939
59	0.028592277	-0.0085	0.020092277	15318.66572	361.0156213	\$5,695,867,889.29	0.99999994
60	0.028592277	-0.0086	0.019992277	15276.72245	360.5151458	\$5,695,776,090.19	0.99999994
61	0.028592277	-0.0087	0.019892277	15234.77848	360.0139745	\$5,695,686,319.27	0.99999994
62	0.028592277	-0.0088	0.019792277	15192.83381	359.5121046	\$5,695,598,607.32	0.99999994
63	0.028592277	-0.0089	0.019692277	15150.88844	359.0095331	\$5,695,512,985.72	0.99999994
64	0.028592277	-0.0090	0.019592277	15108.94236	358.506257	\$5,695,429,486.51	0.99999994
65	0.028592277	-0.0091	0.019492277	15066.99558	358.0022735	\$5,695,348,142.38	0.99999994
66	0.028592277	-0.0092	0.019392277	15025.04808	357.4975795	\$5,695,268,986.70	0.99999994
67	0.028592277	-0.0093	0.019292277	14983.09988	356.992172	\$5,695,192,053.52	0.99999994
68	0.028592277	-0.0094	0.019192277	14941.15095	356.4860479	\$5,695,117,377.61	0.99999994
69	0.028592277	-0.0095	0.019092277	14899.20131	355.9792042	\$5,695,044,994.47	0.99999994
70	0.028592277	-0.0096	0.018992277	14857.25094	355.4716379	\$5,694,974,940.35	0.99999994
71	0.028592277	-0.0097	0.018892277	14815.29985	354.9633458	\$5,694,907,252.25	0.999999941
72	0.028592277	-0.0098	0.018792277	14773.34803	354.4543248	\$5,694,841,967.98	0.999999941
73	0.028592277	-0.0099	0.018692277	14731.39548	353.9445717	\$5,694,779,126.13	0.999999941
74	0.028592277	-0.0100	0.018592277	14689.44219	353.4340835	\$5,694,718,766.17	0.999999941
75	0.028592277	-0.0101	0.018492277	14647.48816	352.9228568	\$5,694,660,928.37	0.999999941
76	0.028592277	-0.0102	0.018392277	14605.53339	352.4108885	\$5,694,605,653.90	0.999999941
77	0.028592277	-0.0103	0.018292277	14563.57788	351.8981754	\$5,694,552,984.84	0.999999941
78	0.028592277	-0.0104	0.018192277	14521.62162	351.3847142	\$5,694,502,964.18	0.999999941
79	0.028592277	-0.0105	0.018092277	14479.66461	350.8705016	\$5,694,455,635.86	0.999999941
80	0.028592277	-0.0106	0.017992277	14437.70684	350.3555342	\$5,694,411,044.81	0.999999941
81	0.028592277	-0.0107	0.017892277	14395.74831	349.8398089	\$5,694,369,236.96	0.999999941
82	0.028592277	-0.0108	0.017792277	14360.6385	356.172799	\$5,694,199,073.28	0.999999949


Iterasi	T0	(-,+) T0	Periode Waktu Antar Pesanan	Nilai Persediaan Maksimum	Safety Stock	Total Ongkos	Service Level
			ΔT_0	R	SS	OT	SL
83	0.028592277	-0.0109	0.017692277	14318.66831	355.6454053	\$5,694,162,246.20	0.999999949
84	0.028592277	-0.0110	0.017592277	14276.69733	355.1172283	\$5,694,128,338.97	0.999999949
85	0.028592277	-0.0111	0.017492277	14234.72557	354.5882646	\$5,694,097,401.70	0.999999949
86	0.028592277	-0.0112	0.017392277	14192.75301	354.0585106	\$5,694,069,485.66	0.999999949
87	0.028592277	-0.0113	0.017292277	14150.77967	353.5279628	\$5,694,044,643.30	0.999999949
88	0.028592277	-0.0114	0.017192277	14108.80552	352.9966176	\$5,694,022,928.29	0.999999949
89	0.028592277	-0.0115	0.017092277	14066.83058	352.4644714	\$5,694,004,395.55	0.999999949
90	0.028592277	-0.0116	0.016992277	14024.85482	351.9315205	\$5,693,989,101.31	0.999999949
91	0.028592277	-0.0117	0.016892277	13982.87826	351.3977614	\$5,693,977,103.12	0.999999949
92	0.028592277	-0.0118	0.016792277	13940.90089	350.8631902	\$5,693,968,459.90	0.999999949
93	0.028592277	-0.0119	0.016692277	13898.92271	350.3278034	\$5,693,963,231.98	0.99999995
94	0.028592277	-0.0120	0.016592277	13856.9437	349.791597	\$5,693,961,481.16	0.99999995
95	0.028592277	-0.01201	0.016582277	13852.74575	349.7379312	\$5,693,961,499.74	0.99999995
96	0.028592277	-0.01202	0.016572277	13848.5478	349.6842571	\$5,693,961,553.79	0.99999995
97	0.028592277	-0.01203	0.016562277	13844.34984	349.6305748	\$5,693,961,643.37	0.99999995
98	0.028592277	-0.01204	0.016552277	13840.15187	349.5768842	\$5,693,961,768.55	0.99999995
99	0.028592277	-0.01205	0.016542277	13835.95389	349.5231854	\$5,693,961,929.38	0.99999995
100	0.028592277	-0.01206	0.016532277	13831.7559	349.4694783	\$5,693,962,125.94	0.99999995
101	0.028592277	-0.01207	0.016522277	13827.55791	349.415763	\$5,693,962,358.29	0.99999995
102	0.028592277	-0.01208	0.016512277	13823.3599	349.3620394	\$5,693,962,626.49	0.99999995
103	0.028592277	-0.01209	0.016502277	13819.16189	349.3083076	\$5,693,962,930.62	0.99999995
104	0.028592277	-0.0121	0.016492277	13814.96387	349.2545675	\$5,693,963,270.72	0.99999995
105	0.028592277	-0.0122	0.016392277	13772.98321	348.7167109	\$5,693,968,665.50	0.99999995
106	0.028592277	-0.0123	0.016292277	13731.00173	348.1780234	\$5,693,977,731.93	0.99999995
107	0.028592277	-0.0124	0.016192277	13689.0194	347.6385012	\$5,693,990,538.06	0.99999995
108	0.028592277	-0.0125	0.016092277	13647.03624	347.0981404	\$5,694,007,153.65	0.99999995
109	0.028592277	-0.0126	0.015992277	13605.05224	346.5569371	\$5,694,027,650.22	0.99999995

7. Kartu Bimbingan

JURNAL BIMBINGAN TUGAS AKHIR
PRODI TEKNIK INDUSTRI
SEMESTER GENAP 2023/2024



Nama : CHRISTIAN STEVE JONATHAN MUNDUNG
NBI : 1412.000012
Judul Penelitian : ANALISIS PERENCANAAN PERSEDIAAN
BAHAN BAKU BIJI PLASTIK LDPE
(STUDI KASUS : CV. JAYA PERKASA ABADI)
Dosen Pembimbing: Ir. SITI MUNDARI, MT



No.	Tanggal	Materi Bimbingan	Catatan Pembimbing	Paraf Pembimbing
1	27/ Feb 2024	BAB I	• Data pendukung di perelas • Alasan menggunakan metode penyelesaian di Perencanaan pada larir belakang	/s
2	01/03 2024	Bab 3	Langit ke bab 3	/s
3	1/03 2024	Bab 5	Langit	/s
4	5/03 2024	Bab 5	Langit Bab 5	/s
5	7/3 2024	Bab III	Pada bagian yang bagian sifat & Flama pada	/s
6	8/3 2024	Bab 11	Perbaiki metode penulisan	/s
7	14/3 2024	Bab 11, 12	acc sum	/s
8	24/4 2024	Bab 12	Langit bab 4	/s
9	26/4 2024	Bab 14	Langit bab 4	/s
10	2/5 2024	Bab 16	Langit bab 4	/s
11	6/5 2024	Bab 10, 20	Penggunaan 2 pengalihan data → ok Kapasitas → ok. Aliran → pisah	/s
12	6/5 2024	Bab 10, 11, 12	Perbaiki Aliran & Diagram yang jangan bertabrakan	/s
13	8/5 2024	Bab 11, 12, 13, 14	Sum Acc Sifat T A	/s

8. Surat Izin Penelitian Dari Perusahaan

CV. JAYA PERKASA ABADI
PRODUSEN TIMBA COR
Pergudangan Jaya Park Blok C No 7, Sidoarjo, Jawa Timur
Telp : 081333454503

Sidoarjo, 09 Januari 2024

Nomor : -
Lampiran : -
Perihal : Izin Melakukan Penelitian
Yth. Bapak Hery Murnawan, ST., MT., CSCA


Dengan hormat,

Menanggapi mengenai pemberian izin untuk lokasi penelitian dalam penyusunan Tugas Akhir Mahasiswa, dengan ini kami memberikan persetujuan untuk melakukan penelitian di CV. Jaya Perkasa Abadi kepada :

Nama : Christian Steve Jonathan Mundung
NBI : 1412000012
Program Studi : Teknik Industri
Perguruan Tinggi : Universitas 17 Agustus 1945 Surabaya

Demikian atas perhatian dan kerjasamanya kami ucapkan terima kasih.

Sidoarjo, 09 Januari 2024
Kepala CV. Jaya Perkasa Abadi


CV. Jaya Perkasa Abadi
Industri Plastik Manufaktur
Jo Sansan

9. Lembar Revisi Sidang TA

UNIVERSITAS 17 AGUSTUS 1945 SURABAYA
 FAKULTAS TEKNIK
 PROGRAM STUDI TEKNIK INDUSTRI

REVISI SIDANG TUGAS AKHIR

N A M A : Christian Steve Jonathan Mundung
 N B I : 1412000012
 J U D U L : ANALISIS PERENCANAAN PERSEDIAAN BAHAN BAKU BIJI PLASTIK LDPE (STUDI KASUS : CV JAYA PERKASA ABADI)
 BATAS BIMBINGAN REVISI : 1 Minggu setelah Sidang

NO	URAIAN	BAB	HALAMAN
①	Uraikan detail data hasil perencanaan bahan baku → uraikan nilai ss, itmax, dll sesuai variabel keputusan		
②	BAB 3 jelagan ditulis ulang rumusnya		
③	Simpulan ditulis sesuai pertanyaan rumusan		
④	Bandingkan 2 kondisi alternatif bulan April		

NO	URAIAN	BAB	HALAMAN
①	Judul tanpa singkatan		
②	Tunjukkan excel perhitungan P-Best order, lakukan uji tccasi		
③	Masing2 variabel keputusan dibuat grafik (T.R, ss, SL) dan lakukan analisis.		

Telah Direvisi,
 Dosen Penguji 1,

Dosen Penguji 2,

Surabaya, 21 Mei 2024
 Mengetahui
 Dosen Pembimbing/Ketua Penguji,


 Hilyatur Nuha, ST., MT., CSCA


 Siti Muhiatul Khoiroh, ST., MT


 Ir. Siti Mundari, MT