

## LAMPIRAN

### Lampiran 1.



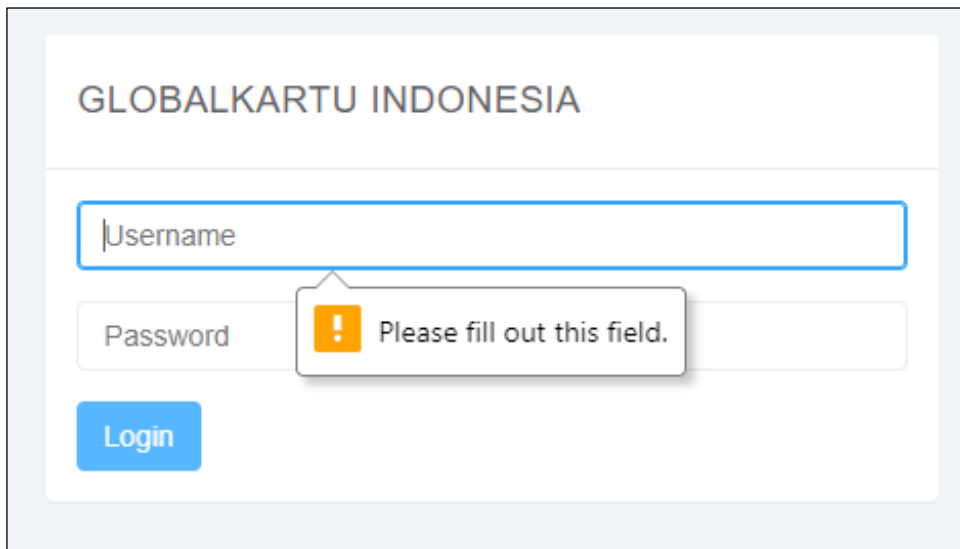
GLOBALKARTU INDONESIA

Username

Password

Login

### Lampiran 2.



GLOBALKARTU INDONESIA

Username

Password

Please fill out this field.

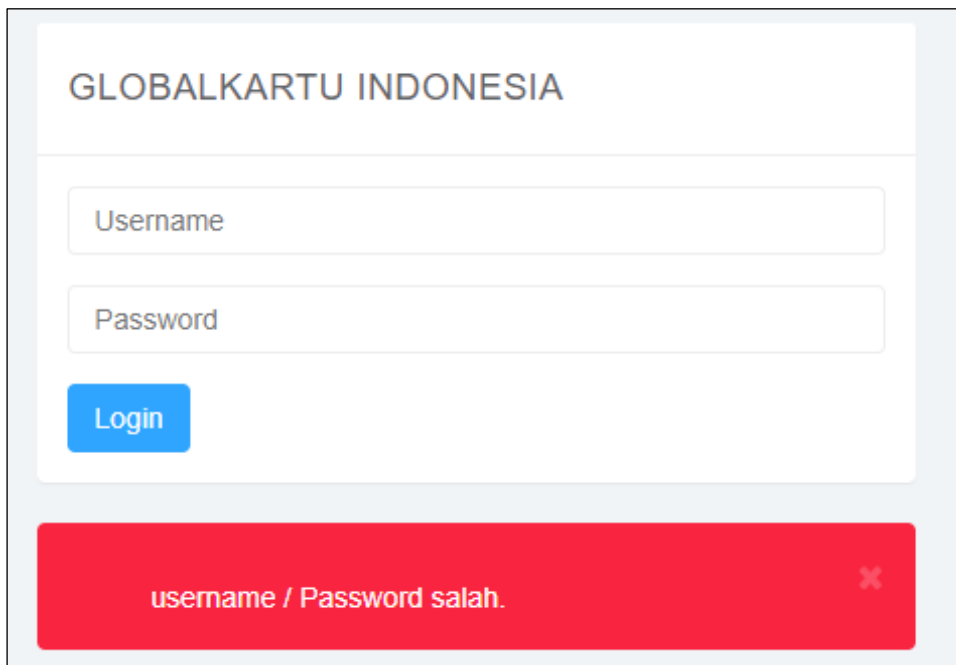
Login

**Lampiran 3.**



The screenshot shows a login interface for "GLOBALKARTU INDONESIA". It features a light blue header with the title. Below the header, there is a light blue input field containing the text "k0001". Underneath that is a white input field with four dots, representing a masked password. At the bottom left of the form area is a blue button labeled "Login".

**Lampiran 4.**

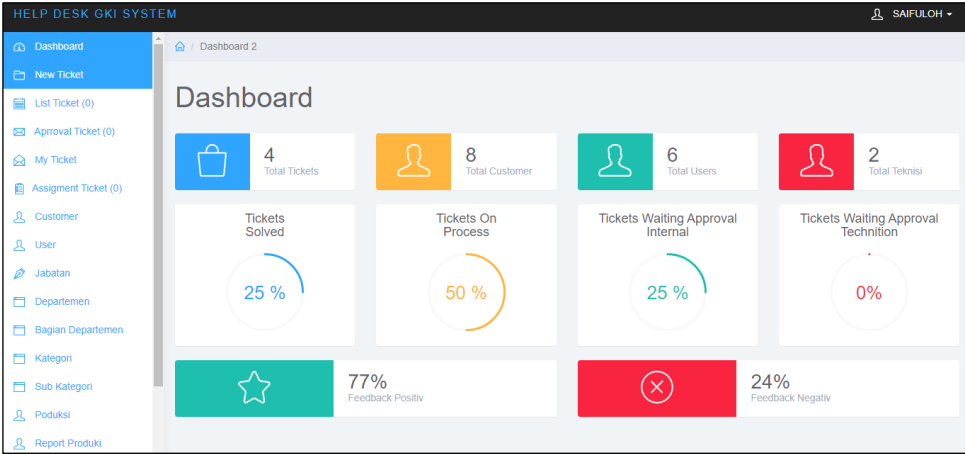


The screenshot shows the same login interface as in Lampiran 3, but with an error message. The "Username" and "Password" fields are visible. Below the "Login" button, a red banner displays the message "username / Password salah." with a small red "x" icon on the right side, indicating a failed login attempt.

**Lampiran 5.**



**Lampiran 6.**



### Lampiran 7.

**Ticket**

**Pelapor Masalah**

NIK: K0010      Nama: DEWI SANTIKA

**Deskripsi Masalah**

Kategori Masalah: -- PILIH --  
Sub Kategori: -- PILIH --  
Ugently / Kondisi: -- PILIH --

Subject Masalah: problem\_summary

Deskripsi Masalah: [Empty text area]

**Simpan** **Batal**

### Lampiran 8.

**Ticket**

**Pelapor Masalah**

NIK: K0010      Nama: DEWI SANTIKA

**Deskripsi Masalah**

Kategori Masalah: -- PILIH --  
Sub Kategori: -- PILIH --  
Ugently / Kondisi: -- PILIH --


Subject Masalah: problem\_summary

Deskripsi Masalah: [Empty text area]

**Simpan** **Batal**

*Please select an item in the list.*

## Lampiran 9.

 Ticket

---

**Pelapor Masalah**

NIK: K0010      Nama: DEWI SANTIKA


---

**Deskripsi Masalah**

Kategori Masalah: CHIP  
Sub Kategori: KERUSAKAN TEPOTONG  
Ugenty / Kondisi: -- PILIH --

Subject Masalah: problem\_summary  
Deskripsi Masalah:

## Lampiran 10.

 Ticket

---

**Pelapor Masalah**


NIK: K0010      Nama: DEWI SANTIKA

---


**Deskripsi Masalah**

Kategori Masalah: CHIP  
Sub Kategori: KERUSAKAN TEPOTONG  
Ugenty / Kondisi: -- PILIH --

Subject Masalah: problem\_summary  
Deskripsi Masalah:

 Please select an item in the list.

## Lampiran 11.

 Ticket

### Pelapor Masalah

NIK:  Nama:


### Deskripsi Masalah



Kategori Masalah:  Subject Masalah:

Sub Kategori:  Deskripsi Masalah:

Urgently / Kondisi:


## Lampiran 12.


 My Ticket Pdr

Search   


No	Id Ticket	Tanggal Ticket	Nama Kategori	Nama Sub Kategori	Progress (%)	Status	Feedback
1	T201912030011	2019-12-03 09:57:54	CHIP	TIDAK TERBACA	30	PROSES TEKNIISI	MENUNGGU STATUS SOLVED DARI TEKNIISI
2	T201912050012	2019-12-05 13:03:47	CHIP	TIDAK TERBACA	0	MENUNGGU DISETUJUI	MENUNGGU STATUS SOLVED DARI TEKNIISI
3	T201912060013	2019-12-06 05:13:54	CHIP	KERUSAKAN TEPOTONG	0	MENUNGGU DISETUJUI	MENUNGGU STATUS SOLVED DARI TEKNIISI

Showing 1 to 3 of 3 rows  records per page

 Berikanlah Feedback Sesuai Kinerja Teknisi

 Data tersimpan

## Lampiran 13.

 **Tambah Data Departemen**

### Nama Departemen

#### Lampiran 14.

The screenshot shows a web form titled "Tambah Data Departemen". It features a text input field labeled "Nama Departemen" which is currently empty. Below the input field are two buttons: "Simpan" (Save) and "Batal" (Cancel). A tooltip with an exclamation mark icon and the text "Please fill out this field." is positioned over the input field, indicating a validation error.

#### Lampiran 15.


The screenshot shows the same web form "Tambah Data Departemen". The "Nama Departemen" input field is now filled with the text "PT. Sampoerna". The "Simpan" and "Batal" buttons are still present, and the error message tooltip is no longer visible.

#### Lampiran 16.

The screenshot displays a table with two rows of data. Below the table, there is a pagination control showing "Showing 1 to 10 of 14 rows" and a dropdown menu set to "10" records per page. At the bottom, a green banner contains a speech bubble icon and the text "Data tersimpan." (Data saved).

9	PT. MPM
10	PT. CAMPINA

## Lampiran 17.

 [Tambah Data Customer](#)

---

**Nama**


**Jenis Kelamin**

**Alamat**

**Departemen**

**Jabatan**

## Lampiran 18.

 [Tambah Data Customer](#)

---


**Nama**

**Jenis Kelamin**

**Alamat**


**Departemen**

**Jabatan**

 Please fill out this field.



## Lampiran 19.

 **Tambah Data Customer**

---

**Nama**

**Jenis Kelamin**


**Alamat**

**Departemen**

**Bagian Departemen**

**Jabatan**

## Lampiran 20.

 **Tambah Data Customer**

---

**Nama**

**Jenis Kelamin**


**Alamat**

**Departemen**


**Bagian Departemen**

**Jabatan**

**Simpan** **Batal**

 Please select an item in the list.

## Lampiran 21.

 **Tambah Data Customer**

---

**Nama**

**Jenis Kelamin**

**Alamat**

**Departemen**

**Bagian Departemen**

**Jabatan**

## Lampiran 22.

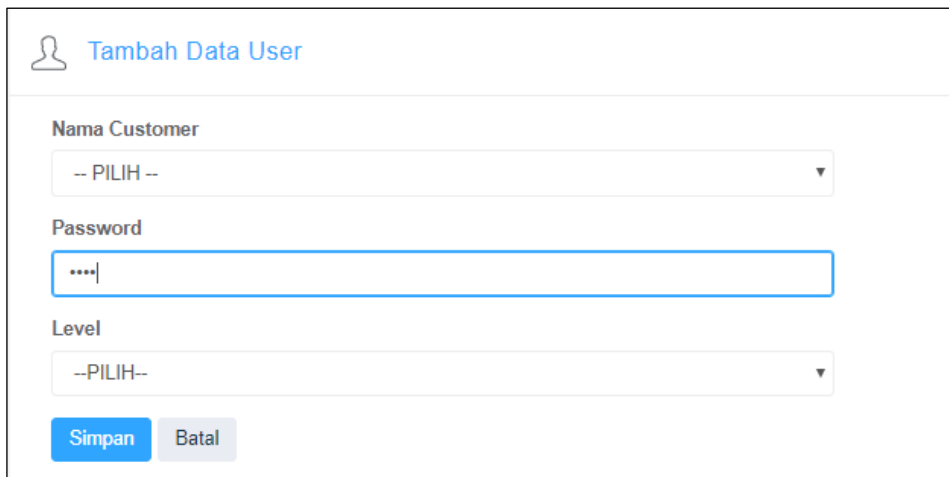
No	Nik	Nama	Alamat	Jenis Kelamin
1	K0001	SAIFULOH	JOMBANG	LAKI-LAKI
2	K0002	VINA	JAKARTA	PEREMPUAN
3	K0003	MUHAMMAD	SURABAYA	LAKI-LAKI
4	K0004	RUDI	MADIUN	LAKI-LAKI
5	K0005	FERI	KEDIRI	LAKI-LAKI
6	K0006	HENDRA	MADIUN	LAKI-LAKI
7	K0008	ZAKY	SURABAYA	LAKI-LAKI
8	K0010	DEWI SANTIKA	SURABAYA	PEREMPUAN
9	K0011	CITRA	SURABAYA	PEREMPUAN

Showing 1 to 9 of 9 rows  records per page



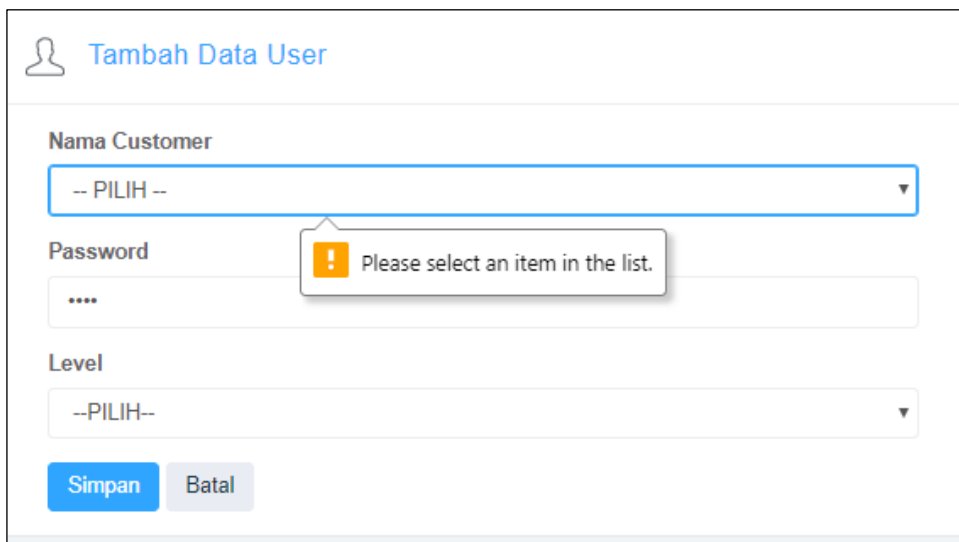
Data tersimpan.

### Lampiran 23.



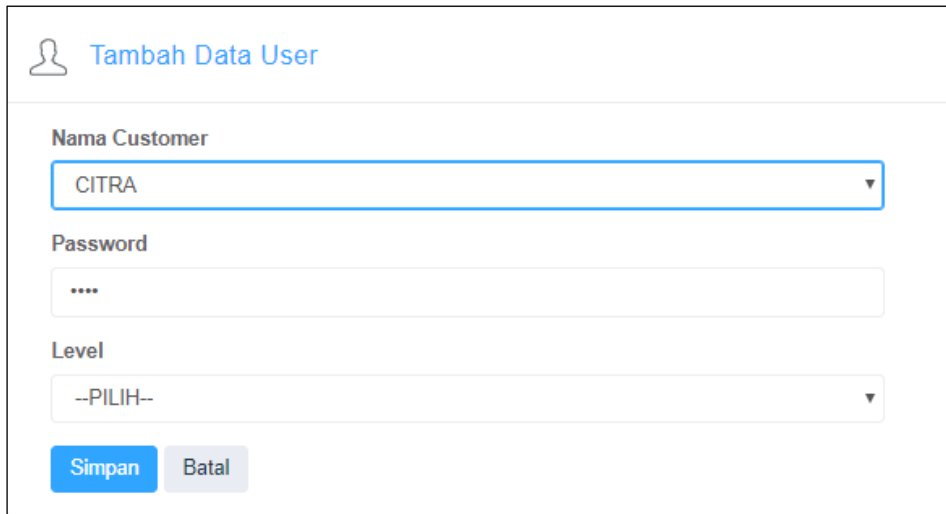
The screenshot shows a user registration form titled "Tambah Data User". It contains three input fields: "Nama Customer" (a dropdown menu with "-- PILIH --" selected), "Password" (a text field with "...." entered), and "Level" (a dropdown menu with "--PILIH--" selected). At the bottom, there are two buttons: "Simpan" (Save) and "Batal" (Cancel). The "Nama Customer" dropdown menu is highlighted with a blue border.

### Lampiran 24.



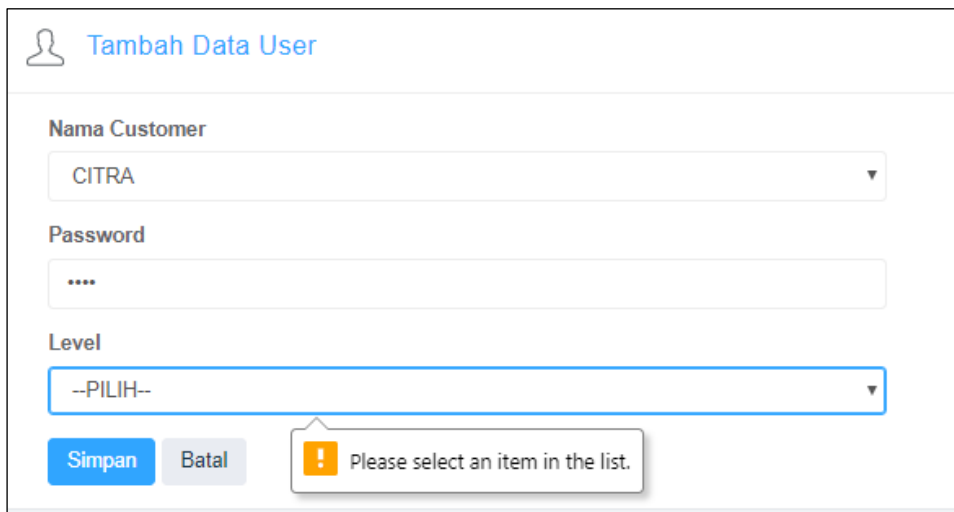
The screenshot shows the same "Tambah Data User" form as in Lampiran 23. However, an error message is displayed over the "Nama Customer" dropdown menu. The error message is a white box with a grey border, containing an orange exclamation mark icon and the text "Please select an item in the list." The "Nama Customer" dropdown menu is highlighted with a blue border.

## Lampiran 25.




The screenshot shows a user registration form titled "Tambah Data User". It contains three input fields: "Nama Customer" with a dropdown menu showing "CITRA", "Password" with masked characters "\*\*\*\*", and "Level" with a dropdown menu showing "--PILIH--". At the bottom, there are two buttons: "Simpan" (Save) and "Batal" (Cancel).

## Lampiran 26.



The screenshot shows the same user registration form as in Lampiran 25. However, the "Level" dropdown menu is highlighted with a blue border, and an error message is displayed below it: "Please select an item in the list." The "Simpan" and "Batal" buttons are still visible.

### Lampiran 27.

 [Tambah Data User](#)

**Nama Customer**


**Password**

**Level**


### Lampiran 28.

7	K0011	CITRA	PT. SAMPOERNA
---	-------	-------	---------------

Showing 1 to 7 of 7 rows  records per page

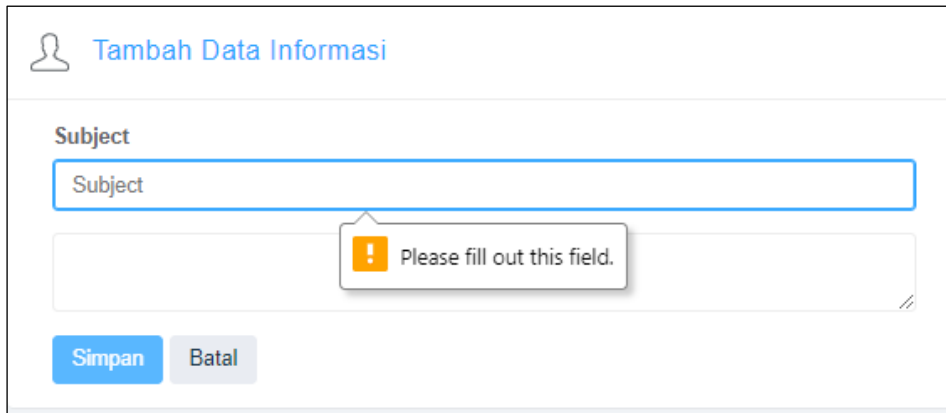
 Data tersimpan.

### Lampiran 29.

 [Tambah Data Informasi](#)

**Subject**

### Lampiran 30.



Tambah Data Informasi

Subject

Subject

Please fill out this field.

Simpan Batal

### Lampiran 31.



Tambah Data Informasi

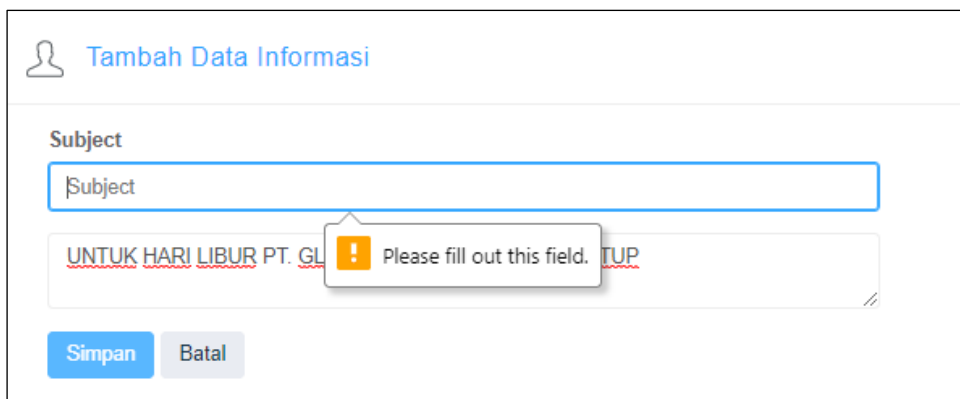
Subject

Subject

UNTUK HARI LIBUR PT. GLOBALKARTU INDONESIA TUTUP

Simpan Batal

### Lampiran 32.



Tambah Data Informasi

Subject

Subject

UNTUK HARI LIBUR PT. GL Please fill out this field. TUP

Simpan Batal



### Lampiran 33.

 [Tambah Data Informasi](#)

**Subject**


PENGUMUNAN

UNTUK HARI LIBUR PT. GLOBALKARTU INDONESIA TUTUP

### Lampiran 34.

No	Tanggal	Subject	Pesan
1	2016-12-04 09:24:28	WAJIB MENGISI FEEDBACK	FEEDBACK SANGATLAH PENTING GUNA MEMBANTU KAMI DA PRODUKSI, INI MENYANGKUT DENGAN KEPUASAN ANDA
2	2019-12-06 06:42:57	PENGUMUNAN	UNTUK HARI LIBUR PT. GLOBALKARTU INDONESIA TUTUP

Showing 1 to 2 of 2 rows  records per page

 Data tersimpan.