

Lampiran 1

NILAI PERUSAHAAN 2019						
NO	KODE	(HARGA PASAR PERLEMBAR SAHAM/NILAI BUKU PERLEMBAR SAHAM)				
		HARGA PASAR PERLEMBAR SAHAM	TOTAL EKUITAS	JUMLAH LEMBAR SAHAM YANG BEREDAR	NILAI BUKU PERLEMBAR SAHAM (EKUITAS SAHAM/JUMLAH LEMBAR SAHAM YANG BEREDAR)	PBV
1	FOOD	119	74,051,619,874	650,000,000	113	1.0530
2	ALTO	398	380,730,523,614	2,191,870,558	174	2.2913
3	HOKI	940	207,108,590,481	2,378,405,500	87	10.7948
4	CLEO	545	766,299,436,026	12,000,000,000	64	8.5345
5	HERO	890	3,890,051,000,000	4,183,634,000	929	0.9580
6	DLTA	6,800	1,213,563,332,000	800,659,050	1,516	4.4864
7	DSNG	460	3,731,592	211,997	17,602	0.0261
8	EPMT	2,050	6,129,306,447,048	2,708,640,000	226	0.9062
9	GGRM	53,000	50,930,758,000	1,924,088,000	26	2.0384

10	GZCO	50	820,802	6,000,000,000	136	0.3777
11	HMSF	2,100	35,679,730,000,000	116,318,076,900	306	6.8628
12	ICBP	11,150	26,671,104,000,000	11,661,908,000	2,287	4.8753
13	JPFA	1,535	11,448,168,000	8.814.985.201	1,298	1.1825
14	KINO	3,430	2,702,862,179,552	1,428,571,500	1,892	1.8129
15	MAIN	1,005	2,028,641,621,000	2,238,750,000	906	1.1092
16	MLBI	15,500	1,146,007,000,000	2,107,000,000	544	28.4927
17	MPPA	900	701,457,658,309	3,554,445,700	197	4.5785
18	MRAT	153	368,641,525,050	428,000,000	861	0.1778
19	MYOR	2,050	9,899,940,195,318	22,358,699,725	443	4.6299
20	PSGO	200	1,177,120,908,313	18,850,000,000	62	3.2259
21	PCAR	1,100	40,503,414,153	1,166,666,700	35	31.6846
22	PALM	200	2,067,415,962,000	7,119,540,356	290	0.6897
23	SSMS	845	4,068,567,272	9,525,000,000	0,427	0.9890
24	STTP	4,500	2,148007,007,980	1,310,000,000	1,640	2.7444
25	SIPD	850	916,213,000,000	7,310,000	1,247	0.6817

26	ULTJ	1,680	5,655,139,000,000	11,553,528,000	489	3.4323
27	UNVR	101	5,281,862,000,000	7,630,000,000	692	0.1460
28	WAPO	72	78,250,083,357	1,240,923,111	63	1,1429
29	WICO	535	247,534,862,137	1,268,950,977	195	2,7435
30	WIIM	168	1,033,170,577,477	2,099,873,760	492	0,3414
31	RMBA	50	8,401,643,000,000	36.401.136.250	230	0.2718
32	SDPC	95	235,437,816,376	1,274,000,000	184	0.5163
33	TGKA	4,850	1,391,999,046,712	918,492,750	1,515	3.2013
34	CPIN	6,500	21,071,600,000	16,398,000,000	1,285	5.0583
35	SMAR	4,140	10,933,057,000	2,872,193,366	3,806	1.0878
36	SKLT	1,610	380,381,947,966	690,740,500	550	2.9272
37	TCID	11,000	2,019,143,817,162	201,066,667	10	1.100
38	ADES	1,045	567,937,000,000	589,896,800	9,627	0.1085
39	INDF	7,925	54,202,488,000	8,780,426,500	6,173	1.2839
40	PSDN	153	175,963,488,806	1,440,000,000	122	1.2540
41	BUDI	103	1,285,318,000,000	4,498,997,362	285	0.3614

42	LSIP	1,405	8,498,500,000	6,822,863,965	1,245	1.1285
43	CEKA	1,670	1,131,294,696,834	595,000,000	1,901	0.8784
44	AALI	14,575	18,978,527	3,878,995	4,892	2.9793
45	TBLA	995	5,362,924,000	5,342,098,939	1.003	0.9920
46	DSFI	100	197,036,652,679	1,857,135,500	106	1.9433
47	FISH	3,800	116,947,774,000	480,000,000	243	15.6378
48	BTEK	50	2,142,615,920,977	46,277,496,376	46	1.0870
49	BISI	1,050	2,316,586,000,000	3,000,000,000	772	1.3601
50	SGRO	2,380	4,152,698,253	1,890,000,000	2,197	1.0832
51	AMRT	880	6,884,307,000,000	41,524,501,700	165	5.3333
52	BWPT	157	4,613,244,000	31,525,291,000	1,463	0.1073
53	ROTI	1,300	3,092,597,379,097	6,186,488,888	499	2.6052
54	MIDI	1,150	1,220,999,000,000	2,882,353,000	423	2,7187
55	MBTO	94	235,171,201,739	1,070,000,000	219	0.4292
56	JAWA	92	390,121,363,518	3,774,685,500	103	0.8932
57	SIMP	432	17,781,323,000	15,816,310,000	1,124	0.3843

58	RANC	334	547,803,234,745	1,564,487,500	350	0.9542
59	SKBM	410	1,035,820,381,000	1,726,003,217	600	0.6833
60	ANJT	1,000	388,708,061,000	3,354,175,000	155	6.4517
61	DAYA	300	169,685,456,000	2,420,547,025	70	4.2858
62	CAMP	374	935,392,483,850	5,885,000,000	158	2.3670
63	MGRO	900	701,457,658,309	3,554,445,700	197	4.5685
64	ANDI	50	259,172510,407	1,870,000,000	138	0.3623
65	PANI	113	39,964,399,790	410,000,000	97	1.1650
66	GOOD	302	2,765,520,764,915	7,379,580,291	374	0.8074
67	COCO	910	109,361,193,193	560,242,105	195	4.6667
68	ITIC	2,600	266,150,317,580	940,720,000	282	9.2199
69	KEJU	940	435,693,976,887	1,500,000,000	290	3.2413
70	AGAR	940	108,902,558,034	75,000,000,000	1,452	0.6473
71	UCID	1,870	4,341,609,000	4,156,572,300	1,044	1.7911

Lampiran 2

NILAI PERUSAHAAN 2020						
NO	KODE	(HARGA PASAR PERLEMBAR SAHAM/NILAI BUKU PERLEMBAR SAHAM)				
		HARGA PASAR PERLEMBAR SAHAM	TOTAL EKUITAS	JUMLAH LEMBAR SAHAM YANG BEREDAR	NILAI BUKU PERLEMBAR SAHAM (EKUITAS SAHAM/JUMLAH LEMBAR SAHAM YANG BEREDAR)	PBV
1	FOOD	103	56,241,516,258	650,000,000,000	59	1.7458
2	ALTO	308	372,883,080,340	2,191,870,558	170	1,8117
3	HOKI	251	662,560,916,609	2,419,438,170	273	0.9194
4	CLEO	500	894,746,110,680	12,000,000,000	74	6.7568
5	HERO	830	1,854,688,000,000	4,183,634,000	443	1.8735
6	DELTA	4,400	1,019,898,963	800,659,050	1,273	3.4564
7	DSNG	610	6,230,749	211,997	29	21.0344
8	EPMT	2,110	6,559,456,360,507	2,708,640,000	2,421	0.8815
9	GGRM	41,000	58,522,468,000,000	1,924,088,000	304	134.869

10	GZCO	50	1,024,681,000,000	6,000,000,000	170	0.2941
11	HMSP	1,505	30,241,426,000,000	116,318,076,900	259	5.8109
12	ICBP	9,575	50,318,053,000	11,661,908,000	4,314	2.2195
13	JPFA	1,465	11,411,970,000	8,814,985,201	1,294	1.1321
14	KINO	2,720	2,577,235,546,221	1,428,571,500	1,804	1.5078
15	MAIN	740	1,983,915,706,000	2,238,750,000	886	0.8352
16	MLBI	9,700	1,433,406,000,000	2,107,000,000	680	14.2648
17	MPPA	105	184,734	7,529,147,920	2,453	0.0429
18	MRAT	169	342,418,605,477	428,000,000	800	0.2112
19	MYOR	2,710	11,271,468,049,958	22,358,699,725	504	5.3870
20	PSGO	119	1,210,227,962,735	18,850,000,000	64	1.8593
21	PCAR	555	63,670,233,322	1,166,666,700	54	10.2878
22	PALM	344	3,850,929,249,000	7,119,540,356	540	0.6370
23	SSMS	1,250	4,870,786,420,000	9,525,000,000	511	2.4461
24	STTP	9,500	2,673,298,199,144	1,310,000,000	2,040	4.6569
25	SIPD	1,500	930,675,000	7,310,000	127	11.8110

26	ULTJ	1,600	4,781,737	51,251	93	17,2043
27	UNVR	7,350	4,937,368,000,000	38,150,000,000	129	56.9768
28	WAPO	67	76,625,058,718	1,240,923,111	61	1,0983
29	WICO	446	208,670,478,847	1,268,950,977	164	2,7195
30	WIIM	540	1,185,851,841,509	2,099,873,760	564	0,9574
31	RMBA	50	5,708,950,000,000	36,401,136,250	156	0.3205
32	SDPC	104	229,196,488,586	1,274,000,000	179	0.5810
33	TGKA	7,275	1,598,672,228,267	918,492,750	1,740	4.1810
34	CPIN	6,525	23,349,683,000	16,398,000,000	1,423	4.5853
35	SMAR	4,150	12,523,681,000	2,872,193,366	4,360	0.9519
36	SKLT	1,565	406,954,570,727	690,740,500	589	2.6570
37	TCID	6,475	1,865,986,919,439	201,066,667	9,280	0.6978
38	ADES	1,460	700,508,000	589,896,800	1,187	5.4550
39	INDF	6,850	79,138,044,000	8,780,426,500	9,013	0.7600
40	PSDN	130	120,151,540,897	1,440,000,000	83	1.5662
41	BUDI	99	1,322,156,000,000	4,498,997,362	293	0.3379

42	LSIP	1,375	9,286,332,000	6,822,863,965	1,361	1.0102
43	CEKA	1,785	1,260,714,994,864	595,000,000	2,118	0.8428
44	AALI	12,325	19,247,794	3,878,995	4,962	2.4839
45	TBLA	935	5,888,856,000	5,342,098,939	1,102	0.8484
46	DSFI	82	193.375.804.565	1.857.135.500	104	0.7884
47	FISH	2,620	132,922,672,000	480,000,000	276	9.4928
48	BTEK	50	1,662,371,639,854	46,277,496,376	35	1.4285
49	BISI	1,030	2,458,387,000,000	3,000,000,000	819	1,2577
50	SGRO	1,615	3.796.056,000	1.890.000.000	2,008	0.8042
51	AMRT	800	7,636,328,000,000	41,524,501,700	183	4.3715
52	BWPT	144	3,487,655,000,000	31,525,291,000	110	1.3090
53	ROTI	1,360	3,227,671,047,731	6,186,488,888	521	2.6103
54	MIDI	1,925	1,398,703,000,000	2,882,353,000	485	3.9690
55	MBTO	95	589,859,359,467	1,070,000,000	551	0.1724
56	JAWA	98	244.024.559.461	3.774.685.500	64	1.5312
57	SIMP	420	18,489,873,000	15,816,310,000	1,169	0.3592

58	RANC	436	544,504,618,940	1,564,487,500	348	1.2529
59	SKBM	324	961,981,659,335	1,726,003,217	557	0.5817
60	ANJT	735	395,757,355,000	3,354,175,000	117	6.2820
61	DAYA	390	120,143,572,000	2,420,547,025	049	7.9591
62	CAMP	320	961,711,929,701	5,885,000,000	163	1.9631
63	MGRO	815	623,407,720,603	3,554,445,700	175	4.6571
64	ANDI	53	250,683,289,216	9,350,000,000	26	2.0384
65	PANI	116	39,964,889,056	410,000,000	97	1.1959
66	GOOD	254	2,894,436,789,153	7,379,580,291	392	0.6480
67	COCO	700	112.068.982.561	560.284.938,000	200	3.5000
68	ITIC	650	279,826,257,009	940,720,000	297	2.1885
69	KEJU	1,355	440,900,964,118	1,500,000,000	293	4.6245
70	AGAR	940	106,545,389,778	1,000,000,000	106	8.8680
71	UCID	1,870	4,494,640,000	4,156,572,300	1,081	1.7299

Lampiran 3

NILAI PERUSAHAAN 2021						
NO	KODE	(HARGA PASAR PERLEMBAR SAHAM/NILAI BUKU PERLEMBAR SAHAM)				
		HARGA PASAR PERLEMBAR SAHAM	TOTAL EKUITAS	JUMLAH LEMBAR SAHAM YANG BEREDAR	NILAI BUKU PERLEMBAR SAHAM (EKUITAS SAHAM/JUMLAH LEMBAR SAHAM YANG BEREDAR)	PBV
1	FOOD	133	43,740,688,728	650,000,000	67	1.9950
2	ALTO	280	363,835,661,084	2,191,870,558	165	1.7070
3	HOKI	181	668,660,599,446	9,677,752,680	69	2.6231
4	CLEO	470	1,001,579,893,307	12,000,000,000	83	5.6627
5	HERO	1,840	873,820,000,000	4,183,634,000	208	8.8461
6	DELTA	3,740	1,010,174,017	800,659,050	1,261	2.9660
7	DSNG	500	7,025,463	211,997	33	15.1515

8	EPMT	2,700	6,846,921,143,922	2,708,640,000	2,527	1.0684
9	GGRM	30,680	59,288,274,000,000	1,924,088,000	30	1.0227
10	GZCO	69	1,075,688,000,000	6,000,000,000	179	0.3854
11	HMSP	965	29,191,406,000,000	116,318,076,900	250	3,824
12	ICBP	8,700	54,723,863,000	11,661,908,000	4,692	1.8542
13	JPFA	1,720	13,102,710,000	8,814,985,201	1,486	1.1574
14	KINO	2,060	2,663,631,503,097	1,428,571,500	1,864	1.1051

15	MAIN	670	2,048,039,833,000	2,238,750,000	914	0.7330
16	MLBI	7,800	1,099,157,000,000	2,107,000,000	521	14.9712
17	MPPA	434	584,405	8,477,734,948	6,893	0.0630
18	MRAT	276	343,195,928,497	428,000,000	801	0,3445
19	MYOR	2,040	11,360,031,396,135	22,358,699,725	508	4.0158
20	PSGO	216	1,424,812,031,387	18,850,000,000	75	2,88
21	PCAR	282	65,022,002,999	1,166,666,700	55	5,1272
22	PALM	870	5,827,670,485,000	7,119,540,356	818	1.0635

23	SSMS	965	6,074,990,645,000	9,525,000,000	637	1.5150
24	STTP	7,550	2,148,007,007,980	1,310,000,000	1,639	4,6064
25	SIPD	2,000	926,013,000	7,310,000	126	15,8830
26	ULTJ	1,570	5,138,126,000,000	51,251,000,000	100	15,7000
27	UNVR	4,110	4,321,269,000,000	38,150,000,000	113	36.3717
28	WAPO	185	75,063,781,594	1,240,923,111	60	3.0833
29	WICO	414	93,580,634,534	1,268,950,977	73	5.6712
30	WIIM	428	1,318,385,158,595	2,099,873,760	627	0.6927
31	RMBA	50	5,791,478,000	36.401.136.250	159	0.3144
32	SDPC	136	236.979.349.790	1.274.000.000	186	0.7311
33	TGKA	7,000	1,760,590,755,177	918,492,750	1,916	3.6534
34	CPIN	5,950	25,149,999,000	16,398,000,000	1,533	3.8812
35	SMAR	4,360	14,417,829,000	2,672,193,366	5,395	0.8081
36	SKLT	2,420	541,837,229,228	690,740,500	784	3.0868
37	TCID	5,350	1,819,848,695,714	201,066,667	9,050	0.5911

38	ADES	3,290	969,817,000	589,896,800	1,644	2.0012
39	INDF	6,325	86,632,111,000	8,780,426,500	9,866	0.6410
40	PSDN	153	48,717,502,312	1,440,000,000	33	4.6363
41	BUDI	179	1,387,697,000,000	4,498,997,362	308	0.5811
42	LSIP	1,185	10,172,506,000	6,822,863,965	1,490	0.7953
43	CEKA	1,880	1,387,366,962,835	595,000,000	2,331	0.8065
44	AALI	9,500	21,171,173	3,878,995	5,457	1.7409
45	TBLA	795	6,492,354,000	5,342,098,939	1,215	0.6543
46	DSFI	95	211,406,626,312	1,857,135,500	113	0.8408
47	FISH	7,650	153,278,389,000	480,000,000	319	23.9811
48	BTEK	50	561,589,927,097	46,277,496,376	12	4.1667
49	BISI	995	2,728,045,000,000	3,000,000,000	909	1.0947
50	SGRO	1,995	4,596,699,000	1,890,000,000	2,432	0.8203
51	AMRT	1,215	8,989,798,000,000	41,524,501,700	216	5.6250
52	BWPT	74	2,057,824,000,000	31,525,291,000	65	1.1384

53	ROTI	1,360	2,849,419,530,726	6,186,488,888	460	2.9565
54	MIDI	2,210	1,616,317,000,000	2,882,353,000	560	3.9464
55	MBTO	146	440,334,294,044	1,070,000,000	411	0.3552
56	JAWA	270	223,405,125,774	3,774,685,500	59	4.5762
57	SIMP	456	19,786,236,000	15,816,310,000	1,251	0,3645
58	RANC	1,800	507,064,006,771	1,564,487,500	324	5,5555
59	SKBM	360	992,485,493,010	1,730,103,217	573	0,6282
60	ANJT	990	433,276,265,000	3,354,175,000	129	7.6744
61	DAYA	304	71,943,712,000	2,420,547,025	29	10.4828
62	CAMP	290	1,022,814,971,131	5,885,000,000	173	1.6763
63	MGRO	850	709,800,280,420	3,554,445,700	199	4.2713
64	ANDI	50	249,265,757,028	9,350,000,000	26	1.9230
65	PANI	1,725	41,980,901,000	410,000,000	102	16.9118
66	GOOD	525	3,030,658,030,412	36,897,901,455	82	6.4024
67	COCO	288	218,832,136,935	889,863,981	245	1.1755

68	ITIC	274	324,679,509,187	940,720,000	3,451	0.0793
69	KEJU	1,185	585,825,528,987	1,500,000,000	390	3.0384
70	AGAR	1,185	108,540,393,159	1,000,000,000	108	10.9722
71	UCID	1,450	4,906,505,000	4,156,572,300	1,180	1.2289

Lampiran 4

PROFITABILITAS 2019				
(LABA BERSIH/TOTAL ASET)				
NO	KODE	LABA BERSIH	TOTAL ASET	ROA
1	FOOD	1,827,667,171	118,586,648,946	0.0154
2	ALTO	7,383,289,239	1,103,450,087,164	0.1020
3	HOKI	103,723,133,972	848,676,035,300	0.1222
4	CLEO	130,756,461,708	1,245,144,303,719	0.1050
5	HERO	70,636	6,054,384	0.0117
6	DELTA	317,815,177	1,425,983,722	0.2229
7	DSNG	178,164	11,620,821	0.0153
8	EPMT	585,256,168,875	8,704,958,834,283	0.0672
9	GGRM	10,800,704	78,647,274	0.1373
10	GZCO	401,588	1,946,438	0.2063
11	HMSP	13,932,030	50,902,806	0.2837
12	ICBP	5,736,489	38,709,314	0.1481
13	JPFA	1.883.857	25.185.009	0.0749
14	KINO	534,040,428,097	4,695,764,958,883	0.1138
15	MAIN	152,425,111	4,648,577,041	0.0328
16	MLBI	1,206,059,000,000	2,896,950,000,000	0.4163
17	MPPA	618,562	3,820,809	0.1719
18	MRAT	667,528,270	532,762,947,995	0.0012
19	MYOR	2,039,404,206,764	19,037,918,806,473	0.1071
20	PSGO	160,987,619,452	3,255,607,109,573	0.0494
21	PCAR	10,257,599,104	124,735,506,555	0.0822
22	PALM	405,495,394	2,330,315,741	0.1840
23	SSMS	25,751,208	11,845,204,657	0.0021

24	STTP	482,590,522,840	2,631,189,810,030	0.0381
25	SIPD	75,725	2,470,793	0.0306
26	ULTJ	1,035,865,000,000	6,608,422,000,000	0.1567
27	UNVR	7,392,837	20,649,371	0.3580
28	WAPO	3,009,213,053	107,757,084,046	0.2892
29	WICO	30,149,426,425	695,853,450,844	0.0433
30	WIIM	33,195,826,162	1,299,521,608,556	0.0255
31	RMBA	50,612,000	17,000,330	2.9771
32	SDPC	7,880,007,292,000	1,230,844,175,984	6.4021
33	TGKA	428,418,484,105	2,995,872,438,975	0.1430
34	CPIN	3,632,174	29,353,041	0.1238
35	SMAR	898,698	27,787,527	0.0323
36	SKLT	44,943,627,900	790,845,543,826	0.0569
37	TCID	145,149,344,561	2,551,192,620,939	0.0569
38	ADES	83,885	822,375	0.1020
39	INDF	5,902,729	96,198,559	0.0613
40	PSDN	-25,762,573,884	763,492,320,252	-0.0338
41	BUDI	64,021	2,999,767	0.0213
42	LSIP	252,630	10,225,322	0.0248
43	CEKA	215,459,200,242	1,393,079,542,074	0.5481
44	AALI	243,629	26,974,124	2.0090
45	TBLA	661,034	17,363,003	0.0380
46	DSFI	8,460,708,045	391,479,346,685	0.0217
47	FISH	11,343,554	426,269,039	0.0267
48	BTEK	-83,843,800,594	4,975,248,130,342	-16.8525
49	BISI	306,952	2,941,056	0.1043
50	SGRO	39,996,290	9,466,942,773	0.0042
51	AMRT	1,138,888	23,992,313	0.0474

52	BWPT	-1,167,471	15,796,470	-0.0740
53	ROTI	236,518,557,420	4,682,083,844,951	0.0505
54	MIDI	203,070	4,990,309	0.0407
55	MBTO	-66,945,894,110	591,063,928,037	-0.1132
56	JAWA	-282.699.235.423	3.489.776.816.128	-0.0810
57	SIMP	-642,202	34,910,838	-0.0183
58	RANC	55,464,434,251	952,496,300,846	0.0582
59	SKBM	957,169,058	1,820,383,352,811	0.0005
60	ANJT	-4,558,192	625,708,104	-0.0072
61	DAYA	18,539,711	730,497,952	0.0253
62	CAMP	76,758,829,457	1,057,529,235,985	0.0725
63	MGRO	25,609,796,031	1,360,106,993,113	0.0189
64	ANDI	12,492,217,169	487,338,794,012	0.0257
65	PANI	-1,236,402,757	119,708,955,785	-0.0103
66	GOOD	435,766,359,480	5,063,067,672,414	0.0860
67	COCO	7,957,208,221	250,442,587,742	0.0318
68	ITIC	-7,000,145,820	447,811,735,070	-0.0157
69	KEJU	98,047,666,143	666,313,386,673	0.1471
70	AGAR	424,454,571,000	196,821,504,816	2.1565
71	UCID	398,704	8,316,053	0.0480

Lampiran 5

PROFITABILITAS 2020				
(LABA BERSIH/TOTAL ASET)				
NO	KODE	LABA BERSIH	TOTAL ASET	ROA
1	FOOD	17,398,564,059	113,192,236,191	0.1538
2	ALTO	7,847,443,274	1,105,874,415,256	0.0070
3	HOKI	38,038,419,405	906,924,214,166	0.0420
4	CLEO	132,772,234,495	1,310,940,121,622	0.1012
5	HERO	-1,214,602	4,838,417	-0.2510
6	DELTA	123,465,762	1,225,580,913	0.1008
7	DSNG	478,171	14,151,383	0.0338
8	EPMT	700,212,040,477	9,211,731,059,218	0.0760
9	GGRM	7,591,709	78,191,409	0.0970
10	GZCO	228,629	2,143,393	0.1067
11	HMSP	8,581,378	49,674,030	0.1728
12	ICBP	7,418,574	103,588,325	0.0717
13	JPFA	1.221.904	25.951.760	0.0470
14	KINO	113,665,219,638	5,255,359,155,031	0.0217
15	MAIN	38,953,042	4,674,206,873	0.0083
16	MLBI	285,617	2,907,425	0.0982
17	MPPA	405,307	4,510,511	0.0899
18	MRAT	6,766,719,891	559,795,937,451	0.0120
19	MYOR	2,098,168,514,645	19,777,500,514,550	0.1060
20	PSGO	26,500,634,368	3,401,723,398,441	0.0078
21	PCAR	15,957,991,606	103,351,122,210	0.1544
22	PALM	1,993,621,170	4,043,604,072	0.4930
23	SSMS	580,854,940	12,775,930,059	0.0454
24	STTP	628,628,879,549	3,448,995,059,882	0.1822

25	SIPD	28,266	2,592,850	0.0109
26	ULTJ	1,109,666	8,754,116	0.1268
27	UNVR	7,163,536	20,534,632	0.3489
28	WAPO	1,465,267,839	92,627,105,867	0.0159
29	WICO	41,008,773,290	677,619,067,915	0.0605
30	WIIM	172,506,562,986	1,614,442,007,528	0.1069
31	RMBA	-2,666,991	12,464,005	-0.2140
32	SDPC	2,804,331,066,000	1,164,826,486,522	2.4075
33	TGKA	478,561,152,411	3,361,956,197,960	0.1423
34	CPIN	3,845,833	31,159,291	0.1234
35	SMAR	1,539,798	35,026,171	0.0440
36	SKLT	42,520,246,722	773,863,042,440	0.0550
37	TCID	-54,776,587,213	2,314,790,056,002	0.0237
38	ADES	135,789	958,791	0.1417
39	INDF	8,752,066	163,136,516	0.0537
40	PSDN	-52,304,824,027	765,375,539,783	-0.0683
41	BUDI	67,093	2,963,007	0.0227
42	LSIP	695,490	10,922,788	0.0637
43	CEKA	181,812,593,992	1,566,673,828,068	0.1160
44	AALI	893,779	27,781,231	0.0321
45	TBLA	680,730	19,431,293	0.0350
46	DSFI	-5,869,581,850	373,757,193,361	0.0158
47	FISH	19,476,235	440,917,819	0.0441
48	BTEK	-509,507,890,912	4,223,727,970,626	-0.1207
49	BISI	275,667	2,914,979	0.0945
50	SGRO	-191,747	9,744,680	-0.0197
51	AMRT	1,088,477	25,970,743	0.0420
52	BWPT	-1,108,389	15,060,968	-0.0735

53	ROTI	168,610,282,478	4,452,166,671,985	0.0379
54	MIDI	200,273	5,923,693	0.0339
55	MBTO	-203,214,931,752	982,882,686,217	-0.2068
56	JAWA	-307.643.236.060	3.493.727.182.127	-0.0880
57	SIMP	340,285	35,395,264	0.0097
58	RANC	76,002,689,458	1,319,134,443,995	0.0577
59	SKBM	5,415,741,808	1,768,660,546,754	0.0030
60	ANJT	2,210,825	636,143,812	0.0034
61	DAYA	-48,816,999	708,530,092	-0.0689
62	CAMP	44,045,828,312	1,057,529,235,986	0.0417
63	MGRO	-49,586,190,616	1,433,953,996,487	-0.0345
64	ANDI	-10,170,233,789	479,224,284,289	-0.0212
65	PANI	224,178,056	98,191,210,595	0.0022
66	GOOD	245,103,761,907	6,570,969,641,033	0.0373
67	COCO	2,738,128,648	263,754,414,443	0.0103
68	ITIC	6,120,040,212	505,077,168,839	0.0121
69	KEJU	121,000,016,429	674,806,910,037	0.1793
70	AGAR	-764,674,863	171,126,264,401	-0.0044
71	UCID	311,682	7,644,451	0.0408

Lampiran 6

PROFITABILITAS 2021				
(LABA BERSIH/TOTAL ASET)				
NO	KODE	LABA BERSIH	TOTAL ASET	ROA
1	FOOD	14,658,771,261	106,495,352,963	0.1377
2	ALTO	8,932,197,718	1,089,208,965,375	0.0082
3	HOKI	12,533,087,704	989,119,315,334	0.0127
4	CLEO	180,711,667,020	1,348,181,576,913	0.1340
5	HERO	-963,526	6,273,516	-0.1535
6	DELTA	187,992,998	1,308,722,065	0.1437
7	DSNG	739,649	13,712,160	0.0540
8	EPMT	846,240,999,497	9,729,919,645,520	0.0870
9	GGRM	5,605,321	89,964,369	0.0623
10	GZCO	14,269	2,034,452	0.0070
11	HMSP	7,137,097	53,090,428	0.1344
12	ICBP	7,900,282	118,066,628	0.0670
13	JPFA	2.130.896	28.589.656	0.0745
14	KINO	100,649,538,230	5,346,800,159,052	0.0189
15	MAIN	60,376,485	5,436,745,210	0.0111
16	MLBI	665,850	2,922,017	0.2279
17	MPPA	337,548	4,650,488	0.0725
18	MRAT	357,509,551	578,260,975,588	0.0007
19	MYOR	1,211,052,647,953	19,917,653,265,528	0.0609
20	PSGO	213,841,959,820	3,731,907,652,769	0.0573
21	PCAR	1,278,943,527	108,995,625,626	0.0118
22	PALM	2,014,375,452	5,867,669,837	0.3433
23	SSMS	1,526,870,874	13,850,610,076	0.1102
24	STTP	617,573,766,863	3,919,243,683,748	0.1575
25	SIPD	15,065	2,794,113	0.0053

26	ULTJ	1,276,793	7,406,856	0.1723
27	UNVR	5,758,148	19,068,532	0.3020
28	WAPO	1,697,299,838	100,505,085,001	0.0609
29	WICO	115,139,460,313	613,344,238,692	0.0169
30	WIIM	176,877,010,231	1,891,169,731,202	0.0935
31	RMBA	7,971,000	9,392,515	0.8487
32	SDPC	9,571,235,584	1,206,385,542,888	0.0080
33	TGKA	481,109,483,989	3,403,961,007,490	0.1413
34	CPIN	3,619,010	35,446,051	0.1020
35	SMAR	2,829,418	40,345,003	0.0701
36	SKLT	84,524,160,228	889,125,250,792	0.0950
37	TCID	-76,507,618,777	2,300,804,864,960	-0.0332
38	ADES	365,758	1,304,108	0.2804
39	INDF	11,203,585	179,356,193	0.0624
40	PSDN	-81,182,064,990	708,894,784,885	-0.1145
41	BUDI	91,723	2,993,218	0.0307
42	LSIP	990,445	11,851,182	0.0835
43	CEKA	187,066,990,085	1,697,387,196,209	0.1102
44	AALI	2,067,362	30,399,906	0.0680
45	TBLA	791,916	21,081,017	0.0375
46	DSFI	14,571,697,139	391,754,830,323	0.0371
47	FISH	29,237,100	510,855,939	0.0572
48	BTEK	-106,511,989,327	4,173,043,810,054	-0.0255
49	BISI	380,992	3,132,202	0.1217
50	SGRO	814,715	9,751,365	0.0835
51	AMRT	1,988,750	27,493,748	0.0723
52	BWPT	-1,417,294	12,045,048	-0.1177
53	ROTI	281,340,682,456	4,191,284,422,677	0.0671

54	MIDI	275,221	6,344,016	0.0433
55	MBTO	148,766,710,345	714,647,740,684	0.2081
56	JAWA	-178,278,611,469	3,566,231,393,023	-0.0499
57	SIMP	1,333,747	35,979,302	0.0370
58	RANC	9,838,767,784	1,512,036,014,160	0.0065
59	SKBM	29,707,421,605	1,970,428,120,056	0.0150
60	ANJT	39,681,460	652,650,362	0.0609
61	DAYA	-51,708,764	689,124,704	-0.0750
62	CAMP	100,066,615,090	1,147,260,611,703	0.0872
63	MGRO	89,783,282,574	1,820,202,594,748	0.0493
64	ANDI	-3,121,384,649	482,681,352,132	-0.0064
65	PANI	1,680,076	163,913,597	0.0102
66	GOOD	492,637,672,186	6,766,602,280,143	0.0729
67	COCO	8,532,631,708	370,684,311,428	0.0230
68	ITIC	18,368,616,642	526,704,173,504	0.0349
69	KEJU	144,700,268,968	767,726,284,113	0.1884
70	AGAR	1,676,533,638	179,189,557,684	0.0093
71	UCID	475,087	7,787,513	0.0610

Lampiran 7

LIKUIDITAS 2019				
(ASET LANCAR/JUMLAH LIABILITAS JANGKA PENDEK)				
NO	KODE	ASET LANCAR	JUMLAH LIABILITAS JANGKA PENDEK	RASIO LANCAR
1	FOOD	39,436,012,770	34,921,473,609	1.1292
2	ALTO	176,818,868,579	200,070,083,238	0.8838
3	HOKI	483,422,211,591	161,901,915,986	2.9859
4	CLEO	240,755,729,131	204,953,165,337	1.1747
5	HERO	2,417,001	2,038,174	1.1859
6	DELTA	1,292,805,083	160,587,363	8.0504
7	DSNG	1,932,531	2,361,728	0.8182
8	EPMT	7,120,602,478,197	2,463,953,517,223	2.8899
9	GGRM	59,312,578	28,369,283	2.0908
10	GZCO	321,615	226,687	1.4188
11	HMSP	41,697,015	12,727,676	3.2760
12	ICBP	16,624,925	6,556,359	2.5357
13	JPFA	12.191.930	7.033.796	1.7333
14	KINO	2,125,552,213,526	1,570,393,739,262	1.3535
15	MAIN	2,012,839,154	1,704,083,523	0.1184
16	MLBI	1,162,802,000,000	1,588,693,000,000	0.7319
17	MPPA	1,904,047	2,618,390	0.7271
18	MRAT	412,707,718,061	142,931,525,716	2.8874
19	MYOR	12,776,102,781,513	3,726,359,539,201	3.4286
20	PSGO	632,248,405,126	250,921,416,903	2.5198
21	PCAR	81,197,082,570	33,133,870,056	2.4506
22	PALM	95,032,974	99,844,621	0.9519
23	SSMS	3,286,526,354	1,308,913,204	2.5109

24	STTP	1,165,406,310,686	408,490,550,651	2.8530
25	SIPD	1,481,676	1,251,213	1.1841
26	ULTJ	3,716,641,000,000	836,314,000,000	4.4441
27	UNVR	8,530,334	13,065,308	0.6529
28	WAPO	57,263,726,017	29,208,234,857	1.9605
29	WICO	643,568,004,520	421,129,759,476	1.5281
30	WIIM	948,430,163,983	157,443,942,631	6.0240
31	RMBA	11,598,066	6,083,396	1.9065
32	SDPC	1,110,540,241,160	966,343,568,608	1.1492
33	TGKA	2,761,095,717,618	1,281,093,781,950	2.1552
34	CPIN	13,297,718	5,188,281	2.5630
35	SMAR	11,477,624	10,675,761	1.0751
36	SKLT	378,352,247,338	293,281,364,781	1.2900
37	TCID	1,437,357,374,822	176,837,470,021	8.1281
38	ADES	351,120	175,191	2.0042
39	INDF	31,403,445	24,686,862	1.2720
40	PSDN	285,684,939,859	378,030,544,728	0.7558
41	BUDI	1,141,009	1,133,685	1.0064
42	LSIP	2,192,494	466,806	4.6968
43	CEKA	1,067,652,078,121	222,440,530,626	4.7998
44	AALI	4,472,011	1,566,765	2.8542
45	TBLA	6,551,760	4,027,369	1.6269
46	DSFI	225,282,034,125	150,660,109,710	1.4952
47	FISH	307,407,397	260,746,372	1.1790
48	BTEK	914,969,847,759	521,992,920,130	1.7529
49	BISI	2,319,972	560,436	4.1395
50	SGRO	1,459,713,176	2,510,980,704	0.5813
51	AMRT	14,782,817	13,167,601	1.1227

52	BWPT	1,603,656	2,439,514	0.6573
53	ROTI	1,874,411,044,438	1,106,938,318,565	1.6933
54	MIDI	2,255,382	2,898,464	0.7781
55	MBTO	317,285,450,420	254,266,866,831	1.2479
56	JAWA	174,522,896,892	442,357,769,556	0.3945
57	SIMP	6,758,593	8,806,629	0.7674
58	RANC	589,611,662,008	348,625,244,359	1.6912
59	SKBM	889,743,651,128	668,931,501,885	1.3300
60	ANJT	66,837,009	31,440,938	2.1258
61	DAYA	321,475,087	411,740,929	0.7808
62	CAMP	723,916,345,285	57,300,411,135	12.6338
63	MGRO	322,185,821,673	287,679,932,850	1.1199
64	ANDI	104,402,732,153	76,718,616,762	1.3609
65	PANI	91,858,799,351	61,591,309,603	1.4914
66	GOOD	1,999,886,108,743	1,303,881,731,637	1.5338
67	COCO	145,913,697,234	124,836,918,044	1.1689
68	ITIC	89,878,590,302	140,593,459,503	0.6392
69	KEJU	498,883,575,576	201,269,847,299	2.4787
70	AGAR	149,270,222,780	71,930,448,814	0.2075
71	UCID	5,561,641	2,314,879	2.4025

Lampiran 8

LIKUIDITAS 2020				
(ASET LANCAR/JUMLAH LIABILITAS JANGKA PENDEK)				
NO	KODE	ASET LANCAR	JUMLAH LIABILITAS JANGKA PENDEK	RASIO LANCAR
1	FOOD	30,018,199,981	40,180,201,199	0.7470
2	ALTO	192,730,872,245	232,807,819,931	0.8279
3	HOKI	423,486,192,138	188,719,266,211	2.2440
4	CLEO	254,187,665,140	147,545,013,406	1.7228
5	HERO	1,540,143	2,278,042	0.6760
6	DELTA	1,103,831,856	147,207,676	7.4984
7	DSNG	2.613.109	2.293.012	1.1395
8	EPMT	7,540,695,065,075	2,533,986,369,290	2.9859
9	GGRM	49,537,929	17,009,992	2.9122
10	GZCO	234,002	324,113	0.7219
11	HMSP	41,091,638	16,743,834	2.4541
12	ICBP	20,716,223	9,176,164	2.2577
13	JPFA	11.745.138	6.007.679	1.9550
14	KINO	2,562,184,889,095	2,146,338,161,363	1.1938
15	MAIN	1,989,833,442	1,660,141,880	1.1985
16	MLBI	1,189,261	1,338,441	0.8885
17	MPPA	1,535,266	2,763,099	0.5557
18	MRAT	432,576,455,286	195,801,413,331	2.2092
19	MYOR	12,838,729,162,094	3,475,323,711,943	3.6942
20	PSGO	560,100,591,588	289,509,974,222	1.9347
21	PCAR	64,192,318,245	21,624,939,963	2.9684
22	PALM	82,309,265	84,142,159	0.9782
23	SSMS	3,415,644,666	1,438,666,723	2.3741
24	STTP	1,505,872,822,478	629,131,203,549	2.3935

25	SIPD	1,604,213	1,483,479	1.0813
26	ULTJ	5,593,421	2,327,339	2.4033
27	UNVR	8,828,360	13,357,536	0.6609
28	WAPO	44,921,451,967	15,413,021,039	2.9145
29	WICO	594,790,929,582	446,454,025,409	1.3322
30	WIIM	1,288,718,539,539	351,790,782,502	3.6633
31	RMBA	8,283,505	3,769,077	2.1978
32	SDPC	1,028,893,089,973	903,258,283,864	1.1390
33	TGKA	3,067,116,650,845	1,406,291,340,510	2.1899
34	CPIN	5,356,453	13,531,817	0.3959
35	SMAR	18,611,747	14,358,630	1.2962
36	SKLT	379,723,220,668	247,102,759,160	1.5368
37	TCID	1,343,961,709,769	131,087,175,475	10.0524
38	ADES	545,239	183,559	2.9703
39	INDF	38,418,238	27,975,875	1.3732
40	PSDN	283,695,608,058	368,958,625,142	0.7690
41	BUDI	1,241,540	1,085,439	1.1439
42	LSIP	2,920,275	597,005	4.8915
43	CEKA	1,266,586,465,994	271,641,005,590	4.6628
44	AALI	5,937,890	1,792,506	3.3127
45	TBLA	8,027,179	5,385,025	1.4907
46	DSFI	213,707,043,160	152,254,622,239	1.4037
47	FISH	318,359,007	263,134,605	1.2099
48	BTEK	168,698,932,005	325,157,243,458	0.5189
49	BISI	2,247,228	385,631	5.8274
50	SGRO	1,377,714	1,887,060	0.7300
51	AMRT	13,558,536	15,326,139	0.8847
52	BWPT	4,646,358	5,045,847	0.9209

53	ROTI	1,549,617,329,468	404,567,270,700	3.8303
54	MIDI	2,205,519	3,395,618	0.6495
55	MBTO	182,202,105,658	295,518,213,807	0.6165
56	JAWA	166,087,733,312	516,033,129,015	0.3219
57	SIMP	7,808,95	8,829,934	0.0884
58	RANC	625,866,677,394	512,965,592,357	1.2200
59	SKBM	953,792,483,691	701,020,837,232	1.3606
60	ANJT	66,508,580	28,406,129	2.3413
61	DAYA	314,742,151	460,174,368	0.6840
62	CAMP	751,789,918,087	56,665,064,940	13.26722
63	MGRO	363,370,254,050	498,943,672,821	0.7282
64	ANDI	64,835,474,263	72,557,498,302	0.8935
65	PANI	72,454,604,000	40,585,764,683	1.7852
66	GOOD	2,314,323,530,275	1,321,529,767,664	1.7512
67	COCO	161,986,171,773	135,290,031,399	1.1973
68	ITIC	142,830,758,861	158,227,829,403	0.9027
69	KEJU	500,560,734,326	197,366,118,342	2.5362
70	AGAR	123,787,972,495	50,567,914,794	2.4480
71	UCID	4,560,148	2,590,637	1.7602

Lampiran 9

LIKUIDITAS 2021				
(ASET LANCAR/JUMLAH LIABILITAS JANGKA PENDEK)				
NO	KODE	ASET LANCAR	JUMLAH LIABILITAS JANGKA PENDEK	RASIO LANCAR
1	FOOD	28,220,720,064	50,340,517,198	0.5705
2	ALTO	189,509,211,466	232,428,387,396	0.8153
3	HOKI	450,325,961,390	280,958,063,589	1.6029
4	CLEO	279,804,122,714	182,882,815,706	1.5299
5	HERO	2,513,352	3,251,857	0.7729
6	DELTA	1,174,393,432	244,206,806	4.8090
7	DSNG	2,321,635	1,856,163	1.2508
8	EPMT	8,128,487,195,074	2,767,290,257,087	2.9373
9	GGRM	59,312,578	28,369,283	2.0908
10	GZCO	318,161	355,108	0.8960
11	HMSP	41,323,105	21,964,259	1.8813
12	ICBP	33,997,637	18,896,133	1.7991
13	JPFA	14.161.153	7.064.166	2.0047
14	KINO	2,397,707,580,261	1,591,081,638,290	1.5070
15	MAIN	2,663,583,383	2,120,613,735	1.2560
16	MLBI	1,241,112	1,682,700	0.7375
17	MPPA	2,063,277	2,442,484	0.8448
18	MRAT	459,338,629,540	215,622,712,026	2.1302
19	MYOR	12,969,783,874,643	5,570,773,468,770	2.3281
20	PSGO	953,903,389,311	418,048,143,349	2.2819
21	PCAR	64,337,480,157	28,202,878,644	2.2812
22	PALM	470,208,894	39,746,234	11.8302
23	SSMS	3,500,547,785	1,463,937,572	2.3911
24	STTP	1,979,855,004,312	475,372,154,415	4.1649

25	SIPD	1,843,743	1,728,951	1.0663
26	ULTJ	4,844,821	1,556,539	3.1125
27	UNVR	7,642,208	12,445,152	0.6140
28	WAPO	54,953,529,801	24,606,351,692	2.2333
29	WICO	528,831,600,136	502,058,732,263	1.0533
30	WIIM	1,590,984,206,544	542,580,383,844	2.9322
31	RMBA	5,598,100	3,295,651	1.6987
32	SDPC	1,070,304,631,909	942,588,716,838	1.1354
33	TGKA	3,071,867,706,530	1,319,656,849,510	2.3278
34	CPIN	15,715,060	7,836,101	2.0054
35	SMAR	22,418,032	15,408,950	1.4549
36	SKLT	433,383,441,542	241,664,687,612	1.7933
37	TCID	1,428,191,709,308	255,852,750,863	5.5820
38	ADES	673,394	268,367	2.5092
39	INDF	54,183,399	40,403,404	1.3410
40	PSDN	233,247,740,114	405,642,674,924	0.5750
41	BUDI	1,320,277	1,131,686	10.0260
42	LSIP	4,307,772	696,556	6.1843
43	CEKA	1,358,085,356,038	283,104,828,760	4.7971
44	AALI	9,414,208	5,960,396	1.5794
45	TBLA	9,303,201	6,208,185	1.4985
46	DSFI	233,778,414,610	151,593,411,635	1.5421
47	FISH	383,261,985	288,273,046	1.3295
48	BTEK	114,748,326,246	309,149,508,272	0.3711
49	BISI	2,468,374	346,045	7.1331
50	SGRO	1,397,536	1,279,741	1.0920
51	AMRT	14,211,903	16,376,061	0.8679
52	BWPT	1,773,163	2,856,649	0.5208

53	ROTI	1,282,057,210,341	483,213,195,704	2.6531
54	MIDI	2,535,858	3,691,937	0.6969
55	MBTO	170,318,544,063	225,904,727,379	0.7540
56	JAWA	222,474,701,963	581,719,424,699	0.3824
57	SIMP	9,527,236	9,159,909	1.0401
58	RANC	570,901,473,128	633,150,936,994	0.9017
59	SKBM	1,158,132,110,148	883,202,660,221	0.1790
60	ANJT	78,228,538	48,778,183	1.6038
61	DAYA	342,889,066	510,578,397	0.6715
62	CAMP	856,198,582,426	64,332,022,572	13.3090
63	MGRO	809,016739,979	787,148,083,629	1.0278
64	ANDI	80,917,168,328	57,823,359870	1.3993
65	PANI	139,079,521	115,780,599	1.2012
66	GOOD	2,613,436,417,820	1,771,339,531,925	1.4754
67	COCO	273,848,147,193	140,133,633,808	1.9541
68	ITIC	138,385,285,688	157,791,488,422	0.8770
69	KEJU	497,681274,294	176,772,189,231	2.8153
70	AGAR	132,333,523,487	59,410,870,171	2.2274
71	UCID	4,815,990	2,390,066	2.0150

Lampiran 10

STRUKTUR MODAL 2019				
(TOTAL LIABILITAS/TOTAL EKUITAS)				
NO	KODE	TOTAL LIABILITAS	TOTAL EKUITAS	DER
1	FOOD	44,535,029,072	74,051,619,874	0.6014
2	ALTO	722,719,563,550	380,730,523,614	1.8982
3	HOKI	207,108,590,481	641,567,444,819	0.3229
4	CLEO	478,844,867,693	766,299,436,026	0.6249
5	HERO	2,164,333	3,890,051	0.5563
6	DELTA	212,420,390	1,213,563,332	0.1750
7	DSNG	7,889,229	3,731,592	2.1141
8	EPMT	2,575,650,387,235	6,129,308,447,048	0.4202
9	GGRM	27,716,516	50,930,703	0.5442
10	GZCO	1,125,636	820,802	1.3713
11	HMSP	15,223,076	35,679,730	0.4267
12	ICBP	12,038,210	26,671,104	0.4513
13	JPFA	13.736.841	11.448.168	1.1999
14	KINO	1,670,397,129,606	2,553,196,346,184	0.6542
15	MAIN	2,537,250,235	2,028,641,621	1.2508
16	MLBI	1,750,943	1,146,007	1.5279
17	MPPA	3,290,128	530,681	6.1999
18	MRAT	164,121,422,945	368,641,525,050	0.4452
19	MYOR	9,137,978,611,155	9,899,940,195,318	0.9230
20	PSGO	2,078,486,201,260	1,177,120,908,313	1.7658
21	PCAR	40,503,414,153	84,232,092,403	0.4809
22	PALM	262,899,779	2,067,415,962	0.1271
23	SSMS	7,776,637,385	4,068,567,272	1.9113
24	STTP	733,556,075,974	2,148,007,007,980	0.3415

25	SIPD	1,554,580	916,213	1.6968
26	ULTJ	953,283	5,655,139	0.1685
27	UNVR	15,367,509	5,281,862	2.9094
28	WAPO	29,507,000,689	78,250,083,357	0.3770
29	WICO	448,318,588,707	247,534,862,137	1.8111
30	WIIM	266,351,031,079	1,033,170,577,477	0.2578
31	RMBA	8,598,687	8,401,643	1.0234
32	SDPC	995,406,359,608	235,437,816,376	4.2279
33	TGKA	1,603,873,392,263	1,391,999,046,712	1.1522
34	CPIN	8,281,441	21,071,600	0.3930
35	SMAR	16,854,470	10,933,057	1.5417
36	SKLT	410,463,595,860	380,381,947,966	1.0790
37	TCID	480,956,169,246	1,819,848,695,714	0.2642
38	ADES	254,438	567,937	0.4480
39	INDF	41,996,071	54,202,488	0.7748
40	PSDN	587,528,831,446	175,963,488,806	3.3390
41	BUDI	1,714,449	1,285,318	1.3339
42	LSIP	1,726,822	8,498,500	2.0328
43	CEKA	261,784,845,240	1,131,294,696,834	0.2314
44	AALI	7,995,597	18,978,527	0.4212
45	TBLA	12,000,079	5,362,924	2.2377
46	DSFI	194,442,694,006	197,036,652,679	0.9869
47	FISH	309,321,265	116,947,774	2.6450
48	BTEK	2,832,632,209,365	2,142,615,920,977	1.3220
49	BISI	624,470	2,316,586	0.2695
50	SGRO	5,314,244,520	4,152,698,253	1.2798
51	AMRT	17,108,006	6,884,307	2.4850
52	BWPT	11,183,226	4,613,244	2.4241

53	ROTI	1,589,486,465,854	3,092,597,379,097	0.5140
54	MIDI	3,769,310	1,220,999	3.0870
55	MBTO	355,892,726,298	235,171,201,739	1.5133
56	JAWA	3,099,655,452,610	390,121,363,518	7.9453
57	SIMP	17,129,515	17,781,323	0.9633
58	RANC	404,693,066,101	547,803,234,745	0.7388
59	SKBM	784,562,971,811	1,035,820,381,000	0.7574
60	ANJT	237,000,043	388,708,061	0.6098
61	DAYA	560,812,496	169,685,456	3.3050
62	CAMP	122,136,752,135	935,392,483.850	0.1305
63	MGRO	658,649,334,804	701,457,658,309	0.9390
64	ANDI	228,166,283,605	259,172,510,407	0.0880
65	PANI	79,744,555,995	39,964,399,790	1.9953
66	GOOD	2,297,546,907,499	2,765,520,764,915	0.8308
67	COCO	141,081,394,549	109,361,193,193	1.2900
68	ITIC	181,661,417,490	266,150,317,580	0.6825
69	KEJU	230,619,409,786	435,693,976,887	0.5293
70	AGAR	87,918,946,782	108,902,558,034	0.8070
71	UCID	3,974,444	4,341,609	0.9154

Lampiran 11

STRUKTUR MODAL 2020				
(TOTAL LIABILITAS/TOTAL EKUITAS)				
NO	KODE	TOTAL LIABILITAS	TOTAL EKUITAS	DER
1	FOOD	56,950,719,933	56,241,516,258	1.0127
2	ALTO	732,991,334,916	372,883,080,340	1.9658
3	HOKI	244,363,297,557	662,560,916,609	0.3689
4	CLEO	416,194,010,942	894,746,110,680	0.4651
5	HERO	2,983,729	1,854,688	1.6088
6	DELTA	205,681,950	1,019,898,963	0.2017
7	DSNG	7,920,634	6,230,749	1.2712
8	EPMT	2,652,274,698,711	6,559,456,360,507	0.4043
9	GGRM	19,668,941	58,522,468	0.3360
10	GZCO	1,118,712	1,024,681	1.0918
11	HMSP	19,432,604	30,241,426	0.6425
12	ICBP	53,270,272	50,318,053	1.0587
13	JPFA	14,539,790	11.411.970	1.2740
14	KINO	2,678,123,608,810	2,577,235,546,221	1.0391
15	MAIN	2,528,717,093	1,983,915,706	1.2747
16	MLBI	1,474,019	1,433,406	1.0283
17	MPPA	4,325,777	184,734	23.4162
18	MRAT	217,377,331,974	342,418,605,477	0.6349
19	MYOR	8,506,032,464,592	11,271,468,049,958	0.7547
20	PSGO	2,191,495,435,706	1,210,227,962,735	1.8109
21	PCAR	39,680,888,8888	63,670,233,322	0.6232
22	PALM	192,674,823	3,850,929,249	0.0500
23	SSMS	7,905,143,639	4,870,786,420	1.6230
24	STTP	775,696,860,738	2,673,298,199,144	0.2901
25	SIPD	1,662,175	930,675	1.7860

26	ULTJ	3,972,379	4,781,737	0.8308
27	UNVR	15,597,264	4,937,368	3.1590
28	WAPO	16,002,047,149	76,625,058,718	0.2089
29	WICO	468,948,589,068	208,670,478,847	2.2473
30	WIIM	428,590,166,019	1,185,851,841,509	0.3614
31	RMBA	6,755,055	5,708,950	1.1832
32	SDPC	935,629,997,936	229,196,488,586	4.0822
33	TGKA	1,763,283,969,693	1,598,672,228,267	1.1030
34	CPIN	7,809,608	23,349,683	0.3344
35	SMAR	22,502,490	12,523,681	1.7968
36	SKLT	366,908,471,713	406,954,570,727	0.9015
37	TCID	448,803,136,563	1,865,986,919,439	0.2405
38	ADES	258,283	700,508	0.3688
39	INDF	83,998,472	79,138,044	1.0614
40	PSDN	645,223,998,886	120,151,540,897	5.3700
41	BUDI	1,640,851	1,322,156	1.2410
42	LSIP	1,636,456	9,286,332	0.1762
43	CEKA	305,958,833,204	1,260,714,994,864	0.2427
44	AALI	8,533,437	19,247,794	0.4433
45	TBLA	13,542,437	5,888,856	2.2997
46	DSFI	180,381,388,796	193,375,804,565	0.9329
47	FISH	307,995,147	132,922,672	2.3171
48	BTEK	2,561,356,330,772	1,662,371,639,854	1.5408
49	BISI	456,592	2,458,387	0.1858
50	SGRO	5,948,624	3,796,056	1.3670
51	AMRT	18,334,415	7,636,328	2.4009
52	BWPT	11,573,313	3,487,655	3.3183
53	ROTI	1,224,495,624,254	3,227,671,047,731	0.3793

54	MIDI	4,524,990	1,398,703	3.2351
55	MBTO	393,023,326,750	589,859,359,467	0.6663
56	JAWA	3,249,702,622,666	244,024,559,461	13.3171
57	SIMP	16,905,391	18,489,873	0.9143
58	RANC	774,629,825,055	544,504,618,940	1.4227
59	SKBM	806,678,887,419	961,981,659,335	0.8382
60	ANJT	240,386,457	395,757,355	0.6074
61	DAYA	588,386,520	120,143,572	4.8973
62	CAMP	125,161,736,940	961,711,929,701	0.1301
63	MGRO	810,546,275,884	623,407,720,603	1.3001
64	ANDI	228,540,995,073	250,683,289,216	0.9117
65	PANI	58,226,321,539	39,964,889,056	1.4570
66	GOOD	3,676,532,851,880	2,894,436,789,153	1.2702
67	COCO	151,685,431,882	112,068,982,561	1,3535
68	ITIC	225,250911,830	279,826,257,009	0.8050
69	KEJU	233,905,945,919	440,900,964,118	0.0527
70	AGAR	64,580,874,623	106,545,389,778	0.6061
71	UCID	3,149,811	4,494,640	0.7008

Lampiran 12

STRUKTUR MODAL 2021				
(TOTAL LIABILITAS/TOTAL EKUITAS)				
NO	KODE	TOTAL LIABILITAS	TOTAL EKUITAS	DER
1	FOOD	62,754,664,235	43,740,688,728	1.4347
2	ALTO	725,373,304,291	363,835,661,084	1.9937
3	HOKI	320,458,715,888	668,660,599,446	0.4792
4	CLEO	346,601,683,606	1,001,579,893,307	0.3460
5	HERO	5,399,696	873,820	6.1794
6	DLTA	298,548,048	1,010,174,017	0.2956
7	DSNG	6,686,697	7,025,463	0.9518
8	EPMT	2,882,998,501,598	6,846,921,143,922	0.4210
9	GGRM	30,676,095	59,288,274	0.5174
10	GZCO	958,764	1,075,688	0.8913
11	HMSP	23,899,022	29,191,406	0.8188
12	ICBP	63,342,765	54,723,863	1.1574
13	JPFA	15.486.946	13.102.710	1.1820
14	KINO	2,683,168,655,966	2,663,631,503,097	1.0073
15	MAIN	3,048,242,414	2,048,039,833	1.4883
16	MLBI	1,822,860	1,099,157	1.6584
17	MPPA	4,066,083	584,405	6.9577
18	MRAT	235,065,047,091	343,195,928,497	0.6850
19	MYOR	8,557,621,869,393	11,360,031,396,135	0.7533
20	PSGO	2,307,095,621,382	1,424,812,031,387	1.6192
21	PCAR	43,973,622,627	65,022,002,999	0.6762
22	PALM	39,999,352	5,827,670,485	0.0069
23	SSMS	7,743,102,311	6,107,507,765	1.2679
24	STTP	618,395,061,219	3,300,848,622,529	0.1873
25	SIPD	1,868,100	926,013	2.0173

26	ULTJ	2,268,730	5,138,126	0.4415
27	UNVR	14,747,263	4,321,269	3.4128
28	WAPO	25,441,303,407	75,063,781,594	0.3390
29	WICO	519,763,604,158	93,580,634,534	5.5541
30	WIIM	572,784,572,607	1,318,385,158,595	0.4344
31	RMBA	3,601,037	5,791,478	0.6218
32	SDPC	969,406,193,098	236,979,349,790	4.0907
33	TGKA	1,643,370,252,313	1,760,590,755,177	0.9334
34	CPIN	10,296,052	25,149,999	0.4093
35	SMAR	25,927,174	14,417,829	1.7982
36	SKLT	347,288,021,564	541,837,229,228	0.6410
37	TCID	532,048,803,777	2,019,143,817,162	0.2535
38	ADES	334,291	969,817	0.3447
39	INDF	92,724,082	86,632,111	1.0703
40	PSDN	660,177,282,573	48,717,502,312	7.7927
41	BUDI	1,605,521	1,387,697	1.1570
42	LSIP	1,678,676	10,172,506	0.1650
43	CEKA	310020,233,374	1,387,366,962,835	0.2234
44	AALI	9,228,733	21,171,173	0.4360
45	TBLA	14,591,663	6,492,354	0.2235
46	DSFI	180,348,204,011	211,406,626,312	0.8530
47	FISH	357,577,550	153,278,389	2.3329
48	BTEK	2,611,453,882,957	1,561,589,927,097	1.6722
49	BISI	404,157	2,728,045	0.1975
50	SGRO	5,154,666	4,596,699	1.0975
51	AMRT	18,503,950	8,989,798	2.0583
52	BWPT	9,987,224	2,057,824	4.8532
53	ROTI	1,341,864,891,951	2,849,419,530,726	0.4710

54	MIDI	4,727,699	1,616,317	2.9250
55	MBTO	274,313,446,640	440,334,294,044	0.6230
56	JAWA	3,342,826,267,249	223,405,125,774	14.9630
57	SIMP	16,193,066	19,786,236	0.8182
58	RANC	1,004,972,007,389	507,064,006,771	1.9820
59	SKBM	977,942,627,046	992,485,493,010	0.9853
60	ANJT	219,374,097	433,276,265	0.5063
61	DAYA	617,180,992	71,943,712	8.5787
62	CAMP	124,445,640,572	1,022,814,971,131	0.1217
63	MGRO	1,110,402,314,328	709,800,280,420	1.5643
64	ANDI	233,415,595,104	249,265,757,028	0.9364
65	PANI	121,932,696	41,980,901	2.9044
66	GOOD	3,735,944,249,731	3,030,658,030,412	1.2328
67	COCO	151,852,174,493	218,832,136,935	0.6940
68	ITIC	202,024,664,317	324,679,509,187	0.6222
69	KEJU	181,900,755,126	585,825,528,987	0.3105
70	AGAR	70,649,164,525	108,540,393,159	0.6510
71	UCID	2,881,008	4,906,505	0.5871

Lampiran 13

Hasil Uji Deskriptif Statistik

Descriptive Statistics

	N	Minimum	Maximum	Mean	Std. Deviation
ROA_Profitabilitas	130	.0005	.2140	.064160	.0544321
CR_Likuiditas	130	.0884	3.8303	1.665182	.7850829
DER_Struktur Modal	130	.0527	2.4850	1.026498	.5722634
PBV_Nilai Perusahaan	130	.0261	6.4517	2.101627	1.7178793
Valid N (listwise)	130				

Hasil Uji Normalitas

One-Sample Kolmogorov-Smirnov Test

		Unstandardized Residual
N		130
Normal Parameters ^{a,b}	Mean	.0000000
	Std. Deviation	.99050200
Most Extreme Differences	Absolute	.063
	Positive	.039
	Negative	-.063
Test Statistic		.063
Asymp. Sig. (2-tailed)		.200 ^{c,d}

a. Test distribution is Normal.

b. Calculated from data.

c. Lilliefors Significance Correction.

d. This is a lower bound of the true significance.

Lampiran 14

Hasil Uji Autokorelasi

Model Summary^b

Model	R Square	Adjusted R Square	Std. Error of the Estimate	Durbin-Watson
1	.300 ^a	.090	1.00222	1.465

a. Predictors: (Constant), LNX3, LNX1, LNX2

b. Dependent Variable: LNY

Hasil Uji Multikolonieritas

Coefficients^a

Model		Unstandardized Coefficients		Standardized Coefficients		Sig.	Collinearity Statistics	
		B	Std. Error	Beta	t		Tolerance	VIF
1	(Constant)	.681	.269		2.532	.013		
	LNX1	.150	.074	.177	2.032	.044	.955	1.047
	LNX2	.411	.153	.242	2.676	.008	.885	1.129
	LNX3	.107	.141	.070	.763	.447	.868	1.153

a. Dependent Variable: LNY

Lampiran 15

Hasil Uji Heteroskedastisitas

Coefficients^a

		Unstandardized Coefficients		Standardized	t	Sig.
		B	Std. Error	Coefficients		
1	(Constant)	.940	.164		5.739	.000
	LNx1	.034	.045	.069	.764	.446
	LNx2	-.143	.093	-.144	-1.533	.128
	LNx3	-.015	.086	-.017	-.180	.857

a. Dependent Variable: RES2

Hasil Uji Regresi Linier Berganda

Coefficients^a

Model		Unstandardized Coefficients		Standardized	T	Sig.
		B	Std. Error	Coefficients		
1	(Constant)	.681	.269		2.532	.013
	LNx1	.150	.074	.177	2.032	.044
	LNx2	.411	.153	.242	2.676	.008
	LNx3	.107	.141	.070	.763	.447

a. Dependent Variable: LNY

Lampiran 16

Hasil Uji F

ANOVA^a

Model		Sum of Squares	df	Mean Square	F	Sig.
1	Regression	12.553	3	4.184	4.166	.008 ^b
	Residual	126.561	126	1.004		
	Total	139.114	129			

a. Dependent Variable: LNY

b. Predictors: (Constant), LNX3, LNX1, LNX2

Hasil Uji T

Coefficients^a

Model		Unstandardized Coefficients		Standardized Coefficients	t	Sig.
		B	Std. Error	Beta		
1	(Constant)	.681	.269		2.532	.013
	LNX1	.150	.074	.177	2.032	.044
	LNX2	.411	.153	.242	2.676	.008
	LNX3	.107	.141	.070	.763	.447

a. Dependent Variable: LNY

Hasil Uji Koefisien Determinasi R^2

Model Summary^b


Model	R	R Square	Adjusted R Square	Std. Error of the Estimate
1	.300 ^a	.090	.069	1.00222

a. Predictors: (Constant), LNX3, LNX1, LNX2

b. Dependent Variable: LNY


Lampiran 17

Kartu Bimbingan

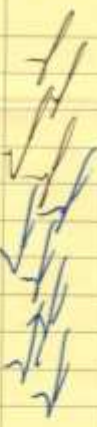


UNIVERSITAS 17 AGUSTUS 1945 (UNTAG) SURABAYA
FAKULTAS EKONOMI DAN BISNIS
Kampus: X, Semolowari 47 Surabaya 60118, Telp: (031) 9025289, E-mail: info@untag-sb.ac.id

KARTU BIMBINGAN SKRIPSI

SEMESTER
Gasal / Genap
2022, 2023



Nama Mahasiswa / NBI: Theresia Nila Reta / 1211700102
 Nama Pembimbing : Drs. Ec. Istiono, MBA
 Judul Skripsi : Pengaruh Persepsi, Identitas dan Struktur Nilai Terhadap Nilai Persewaan pada Persewaan Konvensional Sektor Consumer Non-Cyclical yang Terdaftar di Bursa Efek Indonesia
 Mulai Program Skripsi : Semester _____ Thn. Ak. _____ Selesai Bimbingan Tanggal _____

No.	HARI / TANGGAL	KONSENTRASI		PARAF
		BAB / HAL	KETERANGAN REVISI	
1.	14 - 09 - 2022	Judul	Revisi	
2.	15 - 10 - 2022	Proposal	Revisi	
3.	17 - 10 - 2022	Proposal	Ace	
4.	17 - 10 - 2022	Judul	Ace	
5.	12 - 11 - 2022	Bab 1, 2, 3	Revisi	
6.	23 - 11 - 2022	Bab 1-4-4	Ace	
7.	26 - 12 - 2022	Bab IV & V	Revisi	
8.	31 - 12 - 2022	Bab IV & V	Ace	
9.	3 - 01 - 2023	Abstrak	Ace	
10.	9 - 01 - 2023	Kelengkapan	Ace	
				


Papanjangan I _____

Semester _____

Th. Ak. _____

Paraf Kajar _____

Surabaya, 05 Januari 2023


Drs. Ec. Istiono, MBA
 (Nama dan tanda tangan Pembimbing)