

LAMPIRAN

Lampiran 1 Daftar Sampel

No.	Kode	Nama Perusahaan
1.	BALI	PT. Bali Towerindo Sentra Tbk.
2.	EXCL	PT. XL Axiata Tbk.
3.	GHON	PT. Gihon Telekomunikasi Indonesia Tbk.
4.	GOLD	PT. Visi Telekomunikasi Infrastruktur Tbk.
5.	IBST	PT. Inti Bangun Sejahtera Tbk.
6.	LINK	PT. Link Net Tbk.
7.	MORA	PT. Mora Telematika Indonesia Tbk.
8.	TBIG	PT. Tower Bersama Infrastructure Tbk.
9.	TLKM	PT. Telkom Indonesia (Persero) Tbk.
10.	TOWR	PT. Sarana Menara Nusantara Tbk.

Lampiran 2 Data ROE, CR, DER, PBV

No	Kode Perusahaan	Tahun	ROE (X1)	CR (X2)	DER (X3)	PBV (Y)
			%	%	x	x
1	BALI	2019	2,42	32,59	1,18	2,26
		2020	3,87	62,46	1,13	1,44
		2021	8,02	71,11	1,13	1,46
2	EXCL	2019	3,73	33,56	2,28	1,76
		2020	1,94	40,15	2,54	1,53
		2021	6,41	36,91	2,62	1,69
3	GHON	2019	10,56	66,67	0,23	1,51
		2020	11,61	33,18	0,24	1,45
		2021	12,5	30,33	0,42	1,83
4	GOLD	2019	2,38	363,54	0,11	0,96
		2020	4,25	427,79	0,09	0,95
		2021	4,47	354,73	0,11	1,57

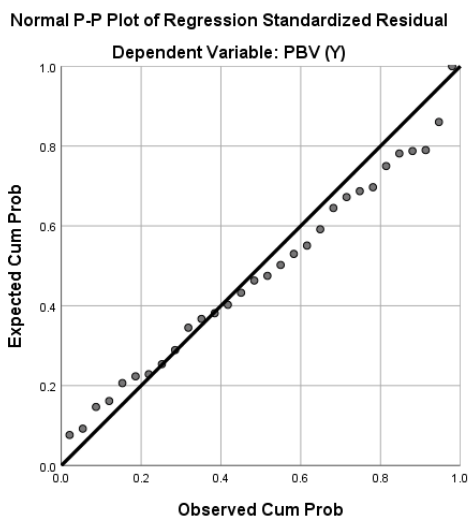
5	IBST	2019	2,22	147,39	0,53	1,52
		2020	1,08	115,53	0,68	1,58
		2021	0,96	280,86	0,45	1,2
6	LINK	2019	19,21	49,55	0,43	2,43
		2020	20,37	27,48	0,69	1,49
		2021	16,87	43,82	0,86	2,18
7	MORA	2019	30,83	117,36	4,84	5,33
		2020	21,19	143,81	3,18	3,64
		2021	12,7	100,24	2,2	2,56
8	TBIG	2019	14,84	52,66	4,59	5,05
		2020	10,85	23,42	2,93	3,97
		2021	15,82	35,83	3,28	6,83
9	TLKM	2019	15,92	71,48	0,89	3,35
		2020	17,21	67,3	1,04	2,71
		2021	17,03	88,64	0,91	2,75
10	TOWR	2019	26,73	54,2	2,16	4,69
		2020	27,85	41,55	2,36	4,81
		2021	28,41	33,81	4,46	4,76

Lampiran 3 Uji Normalitas

One-Sample Kolmogorov-Smirnov Test

Unstandardized Residual

N		30
Normal Parameters ^{a,b}	Mean	.0000000
	Std. Deviation	.77971208
Most Extreme Differences	Absolute	.131
	Positive	.131
	Negative	-.067
Test Statistic		.131
Asymp. Sig. (2-tailed)		.200 ^{c,d}



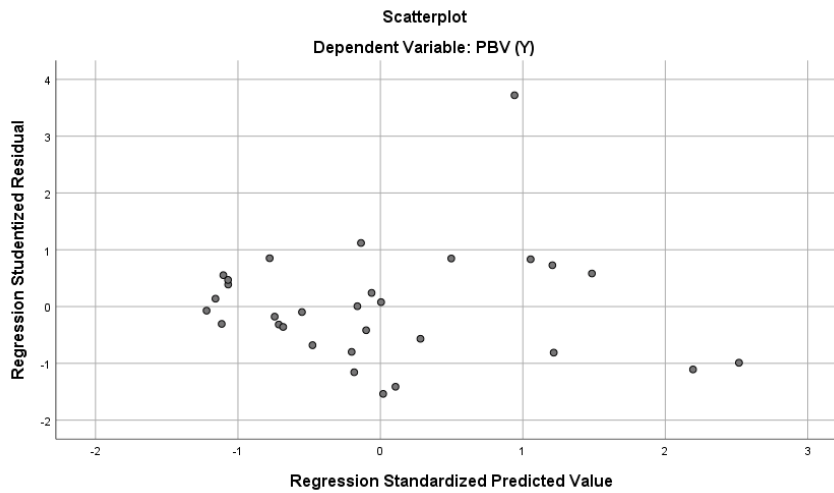
Lampiran 4 Uji Multikolinieritas

Coefficients^a

Model		Unstandardized Coefficients		Standardized Coefficients			Collinearity Statistics	
		B	Std. Error	Beta	t	Sig.	Tolerance	VIF
1	(Constant)	.695	.381		1.825	.079		
	ROE (X1)	.076	.020	.440	3.716	.001	.695	1.438
	CR (X2)	.000	.002	.013	.121	.905	.807	1.239
	DER (X3)	.609	.129	.557	4.706	.000	.698	1.434

a. Dependent Variable: PBV (Y)

Lampiran 5 Uji Heteroskedastisitas



Residuals Statistics^a

	Minimum	Maximum	Mean	Std. Deviation	N
Predicted Value	1.01	6.00	2.64	1.336	30
Std. Predicted Value	-1.220	2.517	.000	1.000	30
Standard Error of Predicted Value	.167	.484	.291	.076	30
Adjusted Predicted Value	1.03	6.31	2.66	1.365	30
Residual	-1.178	2.930	.000	.780	30
Std. Residual	-1.430	3.558	.000	.947	30
Stud. Residual	-1.537	3.720	-.009	1.006	30
Deleted Residual	-1.361	3.203	-.016	.883	30
Stud. Deleted Residual	-1.581	5.334	.043	1.233	30
Mahal. Distance	.223	9.056	2.900	2.120	30
Cook's Distance	.000	.322	.033	.062	30
Centered Leverage Value	.008	.312	.100	.073	30

a. Dependent Variable: PBV (Y)

Lampiran 6 Uji Autokorelasi

Model Summary^b

Model	R	R Square	Adjusted R Square	Std. Error of the Estimate	Durbin-Watson
1	.864 ^a	.764	.717	.823	1.954

a. Predictors: (Constant), DER (X3), CR (X2), ROE (X1)

b. Dependent Variable: PBV (Y)

Lampiran 7 Uji Regresi Linier Berganda

Coefficients^a

Model		Unstandardized Coefficients		Standardized Coefficients	t	Sig.
		B	Std. Error	Beta		
1	(Constant)	.695	.381		1.825	.079
	ROE (X1)	.076	.020	.440	3.716	.001
	CR (X2)	.000	.002	.013	.121	.905
	DER (X3)	.609	.129	.557	4.706	.000

a. Dependent Variable: PBV (Y)

Lampiran 8 Uji F


ANOVA^a

Model		Sum of Squares	df	Mean Square	F	Sig.
1	Regression	51.760	3	17.253	25.444	.000 ^b
	Residual	17.631	26	.678		
	Total	69.390	29			

a. Dependent Variable: PBV (Y)

b. Predictors: (Constant), DER (X3), CR (X2), ROE (X1)

Lampiran 9 Kartu Bimbingan

 UNIVERSITAS 17 AGUSTUS 1945 (UNTAG) SURABAYA
FAKULTAS EKONOMI DAN BISNIS
Kampus: Jl. Semolowaru 45 Surabaya 60118, Telp (031) 5925289, 081216781170 E-mail: feb@untag-sby.ac.id

KARTU BIMBINGAN SKRIPSI









SEMESTER
Gasal / Genap
2022 / 2023

Nama Mahasiswa / NBI : Ahmad Nur Fejar Alwan


Nama Pembimbing : Dra. Ec. Erwin Dyah A. M.M.

Judul Skripsi : Peran dan Persepsi Masyarakat Terhadap Nilai Perusahaan pada Sub-Sektor Telekomunikasi di BCI (Bursa Efek Interaktif) Tahun 2019-2021

Mulai Program Skripsi : Semester Thn. Ak. **Selesai Bimbingan Tanggal.....**

No.	HARI / TANGGAL	KONSENTRASI		PARAF
		BAB / HAL	KETERANGAN REVISI	
1.	Jumat 3 maret 2023		Pengisian Judul Ace	
2.	Jumat 10 maret 2023	Bab I.	BAB I tambahkan fenomena & data	
3.	Jumat 24-2-23	BAB I, II	Revisi	
4.	Selasa 28-2-23	BAB I, II	Ace	
5.	Jumat 31-3-23	Bab III	Ace	
6.	Selasa 13-6-23	Bab IV	Revisi	
7.	Jumat 16-6-23	Bab IV, V	Ace	
8.	Senin 19-6-23	Abstrak dan	Ace	

Perpanjangan I
Semester : _____
Th. Ak. : _____
Paraf Kajar : _____

Surabaya, ...19-6-2023

Dra. Erwin Dyah A. M.M.
(Nama dan tanda tangan Pembimbing)

Lampiran 10 Hasil *Turnitin* Jurnal

PENGARUH PROFITABILITAS, LIKUIDITAS, DAN SOLVABILITAS TERHADAP NILAI PERUSAHAAN PADA SUB-SEKTOR TELEKOMUNIKASI DI BEI (BURSA EFEK INDONESIA) TAHUN 2019-2021

ORIGINALITY REPORT

20% SIMILARITY INDEX	31% INTERNET SOURCES	19% PUBLICATIONS	25% STUDENT PAPERS
--------------------------------	--------------------------------	----------------------------	------------------------------

PRIMARY SOURCES

1	eprints.stiei-kayutangi-bjm.ac.id Internet Source	2%
2	repository.usd.ac.id Internet Source	2%
3	repository.upi-yai.ac.id Internet Source	1%
4	journal.widyamanggala.ac.id Internet Source	1%
5	Areza Marta Brona, Risal Rinofah, Pristin Prima Sari. "Pengaruh Profitabilitas, Resiko Bisnis dan Pertumbuhan Penjualan terhadap Struktur Modal pada Perusahaan Property dan Real Estate yang Terdaftar di BEI Periode 2016 - 2020", <i>ManBiz: Journal of Management and Business</i> , 2023 Publication	1%
6	www.ocbcnisp.com Internet Source	