

# LAMPIRAN

Lampiran A Formulir jk

Formulir JK 1

<b>JALAN PERKOTAAN</b>	Tanggal/Bulan/Tahun	20/03/2023	Ditangani oleh :	
Formulir JK 1	Provinsi	Jawa Timur	Diperiksa Oleh :	
<b>DATA MASUKAN</b>	Kota	Surabaya	Ukuran Kota :	
<b>DATA UMUM</b>	No.Ruas>Nama Jalan	Jalan Raya Gunungsari		
<b>DATA GEOMETRI</b>	Segmen Antara			
JALAN	Kode		Tipe Daerah :	Perkotaan
	Panjang segmen	800 m	Tipe Jalan :	4/2T
	Waktu	08.15-09.15	Nomor Soal :	
<b>Potongan Melintang</b>				
Parameter	Arah A	Arah B	Total	Rata-Rata
Lebar Jalur Rata-Rata	8	8	16	8
Lebar Efektif Bahu (Dalam+Luar)	1,57	1,57	2,4	1,57
<b>Kondisi Pengatur Lalu Lintas</b>				
Batas Kecepatan (Km/Jam)	Batas Kecepatan 40 km/Jam			
Pembatas Aksien Untuk Tipe Kendaraan Tertentu	Tidak Ada			
Pembatasan Parkir (Periode Waktu)	Tidak Ada			
Pembatasan Berhenti (Periode Waktu)	Tidak Ada			
Lain-Lain	Tidak Ada			

## Formulir JK II

JALAN PERKOTAAN	Tanggal		Ditangani							
Formulir JK 2	Nama Jalan	Jalan Raya Gunungsari								
DATA MASUKAN	Kode Segmen		Diperiksa							
ARUS LALU-LINTAS	Periode Waktu	08.15-09.15	Nomor Kasus							
HAMBATAN SAMPING										
Lalu Lintas Harian Rata-Rata Tahunan										
LHR (Kend/Hari)	Faktor K	Pemisah Arus Arah 1/2	Komposisi (%)							
			KR	KB	SM					
Arus Lalu Lintas										
Baris	Tipe kend	KR			KB		SM		Arus Total Q	
	Ekr Arah A	1,0			1,20		0,25			
	Ekr Arah B	1,0			1,20		0,25			
	Arah	Kend/Jam	Skr/jam	kend/Jam	Skr/jam	kend/jam	Skr/Jam	Arah %	Kend/jam	Skr/Jam
	A	1314	1314	32	38.4	5765	1441.25	50%	7111	2793.65
	B	1277	1277	47	56.4	5544	1386	49%	6868	2719.4
									13979	5513.05
<b>pemisah arah PA= Q1/(Q1+Q3) 50%</b>										
<b>faktor Skr, Fskr</b>										<b>0,39</b>
Hambatan Samping										
perhitungan per jam per 200m dari segmen jalan	tipe jalan HS	Simbol	bobot	frekuensi	bobot X					
	Pejalan kaki	PED	0,5	200m	17,5					
	kendaraan berhenti	PSV	1,0	200m	76					
	kendaraan keluar/masuk	EEV	0,7	200m	47,6					
	kendaraan lambat	SMV	0,4	200m	33,2					
<b>Total Kejadian Hambatan Samping ARAH A</b>					<b>174,3</b>					
perhitungan per jam per 200m dari segmen jalan	tipe jalan HS	Simbol	bobot	frekuensi	bobot X					
	Pejalan kaki	PED	0,5	200m	19,5					
	kendaraan berhenti	PSV	1,0	200m	83					
	kendaraan keluar/masuk	EEV	0,7	200m	54,6					
	kendaraan lambat	SMV	0,4	200m	31,2					
<b>Total Kejadian Hambatan Samping ARAH B</b>					<b>188,3</b>					

### Formulir JK III

JALAN PERKOTAAN	Tanggal		Ditangani			
Formulir JK 3	Nama Jalan	Jalan Raya Gunungsari				
DATA MASUKAN	Kode Segmen		Diperiksa oleh			
ARUS LALU-LINTAS	Periode Waktu	08.15-09.15	Nomor Soal			
HAMBATAN SAMPING						
<b>Kecepatan Arus Bebas KR Vb</b>						
Arah	Kecepatan Arus Bebas KR Vb	Faktor Penyesuaian			Kecepatan Arus Bebas KR Km/Jam	
		Lebar Jalur FVL km/jam	Hambatan Samping FHVS	Ukuran Kota Fvuk		
A	55	4	1,00	1,00	59	
B	55	4	1,00	1,00	59	
<b>Kapasitas C= CoxFLxFCPaxFCHSxFcUK</b>						
Arah	Kapasitas Dasar C0 Skr/jam	Lebar Jalur FCL km/jam	Pemisahan Arah FCPA	Hambatan Samping FCHS	Ukuran Kota Fcuk	Kapasitas C
A	1650	1,08	0,97	1,02	1,00	3457,08
B	1650	1,08	0,97	1,02	1,00	3457,08
<b>Kecepatan Tempuh KR VT Dan Waktu Tempu WT</b>						
Arah	Arus Lahu Lintas Q Formulir JK 2	Derajat Kejemahan DJ	Kecepatan Tempuh VT	Panjang Segmen Jalan	Waktu Tempuh	
A	2793,65	0,81		800 M		
B	2719,4	0,79		800 M		

Lampiran B Tabel perhitungan Data Volume Lalu Lintas & Hambatan Samping

Data Perhitungan Volume Lalu Lintas Hasil Survei Hari Senin Arah A

senin								
JAM	ARAH A							
	KR		KB		SM		Q	
	Ekr = 1,00		Ekr = 1,20		Ekr = 0,25		Total	
	Kend	Skr	Kend	Skr	Kend	Skr	Skr/15 menit	Skr/jam
07.00-07.15	97	97	5	6	689	172.25	275.25	
07.15-07.30	105	105	4	4.8	786	196.5	306.3	
07.30-07.45	167	167	4	4.8	879	219.75	391.55	
07.45-08.00	246	246	3	3.6	1097	274.25	523.85	1496.95
08.00-08.15	297	297	5	6	1234	308.5	611.5	1833.2
08.15-08.30	354	354	7	8.4	1345	336.25	698.65	2225.55
08.30-08.45	377	377	8	9.6	1487	371.75	758.35	2592.35
08.45-09.00	296	296	11	13.2	1564	391	700.2	2768.7
09.00-09.15	287	287	6	7.2	1369	342.25	636.45	2793.65
09.15-09.30	276	276	8	9.6	1245	311.25	596.85	2691.85
09.30-09.45	245	245	13	15.6	1167	291.75	552.35	2485.85
09.45-10.00	224	224	3	3.6	967	241.75	469.35	2255
10.00-10.15	201	201	3	3.6	853	213.25	417.85	2036.4
10.15-10.30	196	196	6	7.2	760	190	393.2	1832.75
10.30-10.45	223	223	6	7.2	627	156.75	386.95	1667.35
10.45-11.00	275	275	4	4.8	696	174	453.8	1651.8
11.00-11.15	186	186	10	12	702	175.5	373.5	1607.45
11.15-11.30	193	193	8	9.6	726	181.5	384.1	1598.35
11.30-11.45	175	175	12	14.4	688	172	361.4	1572.8
11.45-12.00	162	162	6	7.2	623	155.75	324.95	1443.95
12.00-12.15	154	154	5	6	596	149	309	1379.45
12.15-12.30	164	164	6	7.2	572	143	314.2	1309.55
12.30-12.45	177	177	9	10.8	602	150.5	338.3	1286.45
12.45-13.00	172	172	7	8.4	621	155.25	335.65	1297.15
13.00-13.15	181	181	12	14.4	594	148.5	343.9	1332.05
13.15-13.30	167	167	8	9.6	566	141.5	318.1	1335.95
13.30-13.45	175	175	9	10.8	631	157.75	343.55	1341.2
13.45-14.00	182	182	15	18	642	160.5	360.5	1366.05
14.00-14.15	178	178	8	9.6	625	156.25	343.85	1366
14.15-14.30	186	186	6	7.2	701	175.25	368.45	1416.35
14.30-14.45	178	178	3	3.6	776	194	375.6	1448.4
14.45-15.00	156	156	4	4.8	715	178.75	339.55	1427.45
15.00-15.15	168	168	3	3.6	685	171.25	342.85	1426.45
15.15-15.30	179	179	3	3.6	759	189.75	372.35	1430.35
15.30-15.45	168	168	5	6	789	197.25	371.25	1426
15.45-16.00	187	187	7	8.4	832	208	403.4	1489.85
16.00-16.15	182	182	4	4.8	914	228.5	415.3	1562.3
16.15-16.30	175	175	2	2.4	987	246.75	424.15	1614.1
16.30-16.45	193	193	5	6	1097	274.25	473.25	1716.1
16.45-17.00	256	256	6	7.2	1178	294.5	557.7	1870.4
17.00-17.15	324	324	2	2.4	1289	322.25	648.65	2103.75
17.15-17.30	245	245	3	3.6	1323	330.75	579.35	2258.95
17.30-17.45	255	255	2	2.4	1358	339.5	596.9	2382.6
17.45-18.00	211	211	4	4.8	1278	319.5	535.3	2360.2
18.00-18.15	186	186	5	6	1157	289.25	481.25	2192.8
18.15-18.30	180	180	7	8.4	976	244	432.4	2045.85
18.30-18.45	193	193	3	3.6	854	213.5	410.1	1859.05
18.45-19.00	178	178	4	4.8	774	193.5	376.3	1700.05
19.00-19.15	185	185	4	4.8	751	187.75	377.55	1596.35
19.15-19.30	150	150	2	2.4	743	185.75	338.15	1502.1
19.30-19.45	156	156	5	6	656	164	326	1418
19.45-20.00	143	143	6	7.2	607	151.75	301.95	1343.65

## Data Perhitungan Volume Lalu Lintas Hasil Survei Hari Senin Arah B

JAM	senin							
	ARAH B							
	KR		KB		SM		Q	
	Ekr = 1,00		Ekr = 1,20		Ekr = 0,25		Total	
	Kend	Skr	Kend	Skr	Kend	Skr	kr/15 men	Skr/jam
07.00-07.15	85	85	4	4.8	456	114	203.8	
07.15-07.30	102	102	8	9.6	512	128	239.6	
07.30-07.45	126	126	10	12	789	197.25	335.25	
07.45-08.00	186	186	4	4.8	956	239	429.8	1208.45
08.00-08.15	278	278	7	8.4	1123	280.75	567.15	1571.8
08.15-08.30	298	298	7	8.4	1256	314	620.4	1952.6
08.30-08.45	354	354	12	14.4	1378	344.5	712.9	2330.25
08.45-09.00	347	347	15	18	1445	361.25	726.25	2626.7
09.00-09.15	278	278	13	15.6	1465	366.25	659.85	2719.4
09.15-09.30	278	278	11	13.2	1298	324.5	615.7	2714.7
09.30-09.45	157	157	9	10.8	1168	292	459.8	2461.6
09.45-10.00	160	160	7	8.4	989	247.25	415.65	2151
10.00-10.15	164	164	8	9.6	876	219	392.6	1883.75
10.15-10.30	159	159	6	7.2	785	196.25	362.45	1630.5
10.30-10.45	156	156	10	12	617	154.25	322.25	1492.95
10.45-11.00	191	191	13	15.6	661	165.25	371.85	1449.15
11.00-11.15	189	189	8	9.6	686	171.5	370.1	1426.65
11.15-11.30	186	186	12	14.4	723	180.75	381.15	1445.35
11.30-11.45	176	176	5	6	650	162.5	344.5	1467.6
11.45-12.00	167	167	8	9.6	612	153	329.6	1425.35
12.00-12.15	164	164	6	7.2	586	146.5	317.7	1372.95
12.15-12.30	158	158	9	10.8	559	139.75	308.55	1300.35
12.30-12.45	178	178	7	8.4	634	158.5	344.9	1300.75
12.45-13.00	176	176	11	13.2	651	162.75	351.95	1323.1
13.00-13.15	189	189	5	6	598	149.5	344.5	1349.9
13.15-13.30	185	185	7	8.4	621	155.25	348.65	1390
13.30-13.45	178	178	8	9.6	678	169.5	357.1	1402.2
13.45-14.00	176	176	8	9.6	702	175.5	361.1	1411.35
14.00-14.15	180	180	8	9.6	745	186.25	375.85	1442.7
14.15-14.30	174	174	10	12	768	192	378	1472.05
14.30-14.45	179	179	15	18	805	201.25	398.25	1513.2
14.45-15.00	167	167	11	13.2	787	196.75	376.95	1529.05
15.00-15.15	170	170	8	9.6	762	190.5	370.1	1523.3
15.15-15.30	178	178	7	8.4	876	219	405.4	1550.7
15.30-15.45	182	182	5	6	863	215.75	403.75	1556.2
15.45-16.00	186	186	7	8.4	895	223.75	418.15	1597.4
16.00-16.15	189	189	9	10.8	864	216	415.8	1643.1
16.15-16.30	191	191	5	6	998	249.5	446.5	1684.2
16.30-16.45	193	193	6	7.2	1087	271.75	471.95	1752.4
16.45-17.00	197	197	6	7.2	1169	292.25	496.45	1830.7
17.00-17.15	245	245	8	9.6	1279	319.75	574.35	1989.25
17.15-17.30	267	267	6	7.2	1385	346.25	620.45	2163.2
17.30-17.45	334	334	3	3.6	1468	367	704.6	2395.85
17.45-18.00	289	289	4	4.8	1345	336.25	630.05	2529.45
18.00-18.15	198	198	3	3.6	1189	297.25	498.85	2453.95
18.15-18.30	195	195	9	10.8	1087	271.75	477.55	2311.05
18.30-18.45	208	208	6	7.2	976	244	459.2	2065.65
18.45-19.00	205	205	5	6	868	217	428	1863.6
19.00-19.15	201	201	5	6	862	215.5	422.5	1787.25
19.15-19.30	186	186	6	7.2	789	197.25	390.45	1700.15
19.30-19.45	178	178	3	3.6	755	188.75	370.35	1611.3
19.45-20.00	183	183	7	8.4	761	190.25	381.65	1564.95

## Data Perhitungan Volume Lalu Lintas Hasil Survei Hari Selasa Arah A

selasa								
JAM	ARAH A							
	KR		KB		SM		Q	
	Ekr = 1,00		Ekr = 1,20		Ekr = 0,25		Total	
	Kend	Skr	Kend	Skr	Kend	Skr	Skr/15 menit	Skr/jam
07.00-07.15	88	88	5	6	555	138.75	232.75	
07.15-07.30	111	111	6	7.2	654	163.5	281.7	
07.30-07.45	124	124	3	3.6	711	177.75	305.35	
07.45-08.00	167	167	2	2.4	878	219.5	388.9	1208.7
08.00-08.15	178	178	2	2.4	906	226.5	406.9	1382.85
08.15-08.30	220	220	4	4.8	996	249	473.8	1574.95
08.30-08.45	289	289	2	2.4	1156	289	580.4	1850
08.45-09.00	283	283	5	6	1287	321.75	610.75	2071.85
09.00-09.15	288	288	9	10.8	1389	347.25	646.05	2311
09.15-09.30	278	278	6	7.2	1292	323	608.2	2445.4
09.30-09.45	256	256	11	13.2	975	243.75	512.95	2377.95
09.45-10.00	230	230	9	10.8	953	238.25	479.05	2246.25
10.00-10.15	213	213	7	8.4	845	211.25	432.65	2032.85
10.15-10.30	187	187	12	14.4	756	189	390.4	1815.05
10.30-10.45	234	234	9	10.8	630	157.5	402.3	1704.4
10.45-11.00	265	265	10	12	691	172.75	449.75	1675.1
11.00-11.15	176	176	8	9.6	710	177.5	363.1	1605.55
11.15-11.30	187	187	7	8.4	723	180.75	376.15	1591.3
11.30-11.45	180	180	7	8.4	690	172.5	360.9	1549.9
11.45-12.00	177	177	7	8.4	634	158.5	343.9	1444.05
12.00-12.15	165	165	6	7.2	598	149.5	321.7	1402.65
12.15-12.30	164	164	7	8.4	574	143.5	315.9	1342.4
12.30-12.45	156	156	5	6	610	152.5	314.5	1296
12.45-13.00	160	160	8	9.6	625	156.25	325.85	1277.95
13.00-13.15	178	178	6	7.2	598	149.5	334.7	1290.95
13.15-13.30	167	167	8	9.6	576	144	320.6	1295.65
13.30-13.45	163	163	11	13.2	545	136.25	312.45	1293.6
13.45-14.00	170	170	12	14.4	639	159.75	344.15	1311.9
14.00-14.15	178	178	14	16.8	641	160.25	355.05	1332.25
14.15-14.30	175	175	7	8.4	711	177.75	361.15	1372.8
14.30-14.45	169	169	8	9.6	777	194.25	372.85	1433.2
14.45-15.00	160	160	7	8.4	720	180	348.4	1437.45
15.00-15.15	163	163	4	4.8	778	194.5	362.3	1444.7
15.15-15.30	156	156	3	3.6	763	190.75	350.35	1433.9
15.30-15.45	168	168	5	6	789	197.25	371.25	1432.3
15.45-16.00	184	184	6	7.2	801	200.25	391.45	1475.35
16.00-16.15	186	186	3	3.6	916	229	418.6	1531.65
16.15-16.30	180	180	4	4.8	976	244	428.8	1610.1
16.30-16.45	189	189	5	6	1056	264	459	1697.85
16.45-17.00	220	220	7	8.4	1189	297.25	525.65	1832.05
17.00-17.15	235	235	5	6	1243	310.75	551.75	1965.2
17.15-17.30	256	256	6	7.2	1367	341.75	604.95	2141.35
17.30-17.45	279	279	3	3.6	1256	314	596.6	2278.95
17.45-18.00	215	215	4	4.8	1157	289.25	509.05	2262.35
18.00-18.15	198	198	5	6	987	246.75	450.75	2161.35
18.15-18.30	184	184	6	7.2	823	205.75	396.95	1953.35
18.30-18.45	176	176	7	8.4	788	197	381.4	1738.15
18.45-19.00	168	168	6	7.2	776	194	369.2	1598.3
19.00-19.15	166	166	4	4.8	754	188.5	359.3	1506.85
19.15-19.30	157	157	6	7.2	723	180.75	344.95	1454.85
19.30-19.45	154	154	8	9.6	687	171.75	335.35	1408.8
19.45-20.00	147	147	9	10.8	675	168.75	326.55	1366.15

## Data Perhitungan Volume Lalu Lintas Hasil Survei Hari Selasa Arah B

JAM	selasa							
	ARAH B							
	KR		KB		KSM		Q	
	Ekr = 1,00		Ekr = 1,20		Ekr = 0,25		Total	
	Kend	Skr	Kend	Skr	Kend	Skr	Skr/15 menit	Skr/jam
07.00-07.15	76	76	3	3.6	443	110.75	190.35	
07.15-07.30	107	107	2	2.4	545	136.25	245.65	
07.30-07.45	114	114	4	4.8	677	169.25	288.05	
07.45-08.00	134	134	5	6	756	189	329	1053.05
08.00-08.15	142	142	5	6	867	216.75	364.75	1227.45
08.15-08.30	178	146	4	4.8	983	245.75	396.55	1378.35
08.30-08.45	234	234	5	6	1143	285.75	525.75	1616.05
08.45-09.00	286	286	7	8.4	1231	307.75	602.15	1889.2
09.00-09.15	266	266	13	15.6	1178	294.5	576.1	2100.55
09.15-09.30	254	254	10	12	1065	266.25	532.25	2236.25
09.30-09.45	232	232	9	10.8	978	244.5	487.3	2197.8
09.45-10.00	190	190	8	9.6	878	219.5	419.1	2014.75
10.00-10.15	196	196	11	13.2	775	193.75	402.95	1841.6
10.15-10.30	201	201	14	16.8	750	187.5	405.3	1714.65
10.30-10.45	189	189	15	18	625	156.25	363.25	1590.6
10.45-11.00	178	178	9	10.8	656	164	352.8	1524.3
11.00-11.15	165	165	4	4.8	686	171.5	341.3	1462.65
11.15-11.30	178	178	5	6	714	178.5	362.5	1419.85
11.30-11.45	165	165	8	9.6	687	171.75	346.35	1402.95
11.45-12.00	156	156	9	10.8	615	153.75	320.55	1370.7
12.00-12.15	164	164	9	10.8	588	147	321.8	1351.2
12.15-12.30	159	159	8	9.6	567	141.75	310.35	1299.05
12.30-12.45	171	171	5	6	573	143.25	320.25	1272.95
12.45-13.00	175	175	12	14.4	613	153.25	342.65	1295.05
13.00-13.15	180	180	10	12	621	155.25	347.25	1320.5
13.15-13.30	187	187	15	18	614	153.5	358.5	1368.65
13.30-13.45	167	167	6	7.2	589	147.25	321.45	1369.85
13.45-14.00	189	189	7	8.4	593	148.25	345.65	1372.85
14.00-14.15	178	178	9	10.8	656	164	352.8	1378.4
14.15-14.30	176	176	9	10.8	767	191.75	378.55	1398.45
14.30-14.45	173	173	11	13.2	813	203.25	389.45	1466.45
14.45-15.00	167	167	13	15.6	834	208.5	391.1	1511.9
15.00-15.15	187	187	9	10.8	845	211.25	409.05	1568.15
15.15-15.30	191	191	6	7.2	876	219	417.2	1606.8
15.30-15.45	195	195	8	9.6	879	219.75	424.35	1641.7
15.45-16.00	187	187	4	4.8	891	222.75	414.55	1665.15
16.00-16.15	193	193	3	3.6	903	225.75	422.35	1678.45
16.15-16.30	198	198	3	3.6	923	230.75	432.35	1693.6
16.30-16.45	196	196	2	2.4	958	239.5	437.9	1707.15
16.45-17.00	241	241	4	4.8	1204	301	546.8	1839.4
17.00-17.15	267	267	5	6	1314	328.5	601.5	2018.55
17.15-17.30	291	291	6	7.2	1367	341.75	639.95	2226.15
17.30-17.45	255	255	4	4.8	1409	352.25	612.05	2400.3
17.45-18.00	261	261	5	6	1345	336.25	603.25	2456.75
18.00-18.15	211	211	6	7.2	1256	314	532.2	2387.45
18.15-18.30	198	198	5	6	1156	289	493	2240.5
18.30-18.45	187	187	5	6	1147	286.75	479.75	2108.2
18.45-19.00	183	183	7	8.4	1099	274.75	466.15	1971.1
19.00-19.15	177	177	7	8.4	1078	269.5	454.9	1893.8
19.15-19.30	167	167	9	10.8	978	244.5	422.3	1823.1
19.30-19.45	161	161	6	7.2	867	216.75	384.95	1728.3
19.45-20.00	164	164	9	10.8	745	186.25	361.05	1623.2

## Data Perhitungan Volume Lalu Lintas Hasil Survei Hari Rabu Arah A

RABU								
JAM	ARAH A							
	KR		KB		SM		Q	
	Ekr = 1,00		Ekr = 1,20		Ekr = 0,25		Total	
	Kend	Skr	Kend	Skr	Kend	Skr	Skr/15 menit	Skr/jam
07.00-07.15	84	84	4	4.8	607	151.75	240.55	
07.15-07.30	108	108	4	4.8	766	191.5	304.3	
07.30-07.45	135	135	5	6	815	203.75	344.75	
07.45-08.00	178	178	3	3.6	897	224.25	405.85	1295.45
08.00-08.15	156	156	6	7.2	967	241.75	404.95	1459.85
08.15-08.30	177	177	3	3.6	1035	258.75	439.35	1594.9
08.30-08.45	243	243	6	7.2	1125	281.25	531.45	1781.6
08.45-09.00	255	255	3	3.6	1267	316.75	575.35	1951.1
09.00-09.15	273	273	7	8.4	1378	344.5	625.9	2172.05
09.15-09.30	281	281	10	12	1279	319.75	612.75	2345.45
09.30-09.45	272	272	13	15.6	1145	286.25	573.85	2387.85
09.45-10.00	269	269	5	6	997	249.25	524.25	2336.75
10.00-10.15	213	213	7	8.4	976	244	465.4	2176.25
10.15-10.30	198	198	8	9.6	797	199.25	406.85	1970.35
10.30-10.45	203	203	3	3.6	765	191.25	397.85	1794.35
10.45-11.00	214	214	6	7.2	803	200.75	421.95	1692.05
11.00-11.15	186	186	10	12	755	188.75	386.75	1613.4
11.15-11.30	193	193	15	18	656	164	375	1581.55
11.30-11.45	168	168	12	14.4	686	171.5	353.9	1537.6
11.45-12.00	166	166	8	9.6	658	164.5	340.1	1455.75
12.00-12.15	154	154	6	7.2	598	149.5	310.7	1379.7
12.15-12.30	134	134	5	6	566	141.5	281.5	1286.2
12.30-12.45	176	176	12	14.4	612	153	343.4	1275.7
12.45-13.00	172	172	11	13.2	658	164.5	349.7	1285.3
13.00-13.15	181	181	14	16.8	670	167.5	365.3	1339.9
13.15-13.30	145	145	13	15.6	588	147	307.6	1366
13.30-13.45	165	165	9	10.8	578	144.5	320.3	1342.9
13.45-14.00	155	155	15	18	612	153	326	1319.2
14.00-14.15	153	153	8	9.6	625	156.25	318.85	1272.75
14.15-14.30	157	157	10	12	713	178.25	347.25	1312.4
14.30-14.45	160	160	6	7.2	698	174.5	341.7	1333.8
14.45-15.00	173	173	8	9.6	715	178.75	361.35	1369.15
15.00-15.15	168	168	7	8.4	756	189	365.4	1415.7
15.15-15.30	179	179	9	10.8	787	196.75	386.55	1455
15.30-15.45	181	181	2	2.4	798	199.5	382.9	1496.2
15.45-16.00	187	187	6	7.2	823	205.75	399.95	1534.8
16.00-16.15	182	182	4	4.8	914	228.5	415.3	1584.7
16.15-16.30	188	188	3	3.6	1023	255.75	447.35	1645.5
16.30-16.45	221	221	7	8.4	1172	293	522.4	1785
16.45-17.00	246	246	3	3.6	1242	310.5	560.1	1945.15
17.00-17.15	265	265	2	2.4	1387	346.75	614.15	2144
17.15-17.30	271	271	5	6	1269	317.25	594.25	2290.9
17.30-17.45	251	251	7	8.4	1185	296.25	555.65	2324.15
17.45-18.00	232	232	8	9.6	998	249.5	491.1	2255.15
18.00-18.15	198	198	4	4.8	976	244	446.8	2087.8
18.15-18.30	201	201	5	6	878	219.5	426.5	1920.05
18.30-18.45	206	206	4	4.8	765	191.25	402.05	1766.45
18.45-19.00	211	211	7	8.4	743	185.75	405.15	1680.5
19.00-19.15	198	198	7	8.4	677	169.25	375.65	1609.35
19.15-19.30	185	185	9	10.8	663	165.75	361.55	1544.4
19.30-19.45	178	178	3	3.6	634	158.5	340.1	1482.45
19.45-20.00	173	173	5	6	632	158	337	1414.3



## Data Perhitungan Volume Lalu Lintas Hasil Survei Hari Rabu Arah B

JAM	RABU							
	ARAH B							
	KR		KB		KSM		Q	
	Ekr = 1,00		Ekr = 1,20		Ekr = 0,25		Total	
Kend	Skr	Kend	Skr	Kend	Skr	Skr/15 menit	Skr/jam	
07.00-07.15	85	85	5	6	557	139.25	230.25	
07.15-07.30	97	97	5	6	602	150.5	253.5	
07.30-07.45	112	112	9	10.8	627	156.75	279.55	
07.45-08.00	123	123	5	6	770	192.5	321.5	1084.8
08.00-08.15	145	145	6	7.2	912	228	380.2	1234.75
08.15-08.30	159	159	3	3.6	1056	264	426.6	1407.85
08.30-08.45	231	231	2	2.4	1176	294	527.4	1655.7
08.45-09.00	268	268	5	6	1264	316	590	1924.2
09.00-09.15	289	289	11	13.2	1289	322.25	624.45	2168.45
09.15-09.30	277	277	10	12	1157	289.25	578.25	2320.1
09.30-09.45	265	265	13	15.6	1098	274.5	555.1	2347.8
09.45-10.00	235	235	8	9.6	889	222.25	466.85	2224.65
10.00-10.15	165	165	7	8.4	878	219.5	392.9	1993.1
10.15-10.30	157	157	8	9.6	799	199.75	366.35	1781.2
10.30-10.45	155	155	11	13.2	678	169.5	337.7	1563.8
10.45-11.00	193	193	13	15.6	656	164	372.6	1469.55
11.00-11.15	187	187	9	10.8	686	171.5	369.3	1445.95
11.15-11.30	184	184	12	14.4	645	161.25	359.65	1439.25
11.30-11.45	177	177	7	8.4	650	162.5	347.9	1449.45
11.45-12.00	165	165	9	10.8	632	158	333.8	1410.65
12.00-12.15	163	163	9	10.8	586	146.5	320.3	1361.65
12.15-12.30	157	157	9	10.8	565	141.25	309.05	1311.05
12.30-12.45	176	176	6	7.2	606	151.5	334.7	1297.85
12.45-13.00	179	179	11	13.2	645	161.25	353.45	1317.5
13.00-13.15	184	184	8	9.6	598	149.5	343.1	1340.3
13.15-13.30	187	187	9	10.8	569	142.25	340.05	1371.3
13.30-13.45	175	175	5	6	598	149.5	330.5	1367.1
13.45-14.00	177	177	6	7.2	665	166.25	350.45	1364.1
14.00-14.15	183	183	8	9.6	643	160.75	353.35	1374.35
14.15-14.30	175	175	10	12	768	192	379	1413.3
14.30-14.45	178	178	11	13.2	713	178.25	369.45	1452.25
14.45-15.00	165	165	11	13.2	756	189	367.2	1469
15.00-15.15	171	171	7	8.4	777	194.25	373.65	1489.3
15.15-15.30	173	173	6	7.2	798	199.5	379.7	1490
15.30-15.45	181	181	6	7.2	809	202.25	390.45	1511
15.45-16.00	184	184	4	4.8	855	213.75	402.55	1546.35
16.00-16.15	190	190	5	6	967	241.75	437.75	1610.45
16.15-16.30	230	230	6	7.2	997	249.25	486.45	1717.2
16.30-16.45	289	289	6	7.2	1089	272.25	568.45	1895.2
16.45-17.00	331	331	4	4.8	1231	307.75	643.55	2136.2
17.00-17.15	353	353	5	6	1335	333.75	692.75	2391.2
17.15-17.30	298	298	7	8.4	1298	324.5	630.9	2535.65
17.30-17.45	276	276	3	3.6	1267	316.75	596.35	2563.55
17.45-18.00	265	265	3	3.6	1187	296.75	565.35	2485.35
18.00-18.15	197	197	5	6	1274	318.5	521.5	2314.1
18.15-18.30	194	194	6	7.2	1199	299.75	500.95	2184.15
18.30-18.45	203	203	6	7.2	1067	266.75	476.95	2064.75
18.45-19.00	201	201	4	4.8	987	246.75	452.55	1951.95
19.00-19.15	203	203	7	8.4	964	241	452.4	1882.85
19.15-19.30	186	186	4	4.8	995	248.75	439.55	1821.45
19.30-19.45	175	175	8	9.6	887	221.75	406.35	1750.85
19.45-20.00	167	167	7	8.4	876	219	394.4	1692.7

## Data Perhitungan Volume Lalu Lintas Hasil Survei Hari Kamis Arah A

kamis								
JAM	ARAH A							
	KR		KB		SM		Q	
	Ekr = 1,00		Ekr = 1,20		Ekr = 0,25		Total	
	Kend	Skr	Kend	Skr	Kend	Skr	Skr/15 menit	Skr/jam
07.00-07.15	77	77	5	6	611	152.75	235.75	
07.15-07.30	115	115	4	4.8	756	189	308.8	
07.30-07.45	134	134	6	7.2	812	203	344.2	
07.45-08.00	145	145	3	3.6	891	222.75	371.35	1260.1
08.00-08.15	157	157	5	6	935	233.75	396.75	1421.1
08.15-08.30	170	170	4	4.8	998	249.5	424.3	1536.6
08.30-08.45	210	210	4	4.8	1045	261.25	476.05	1668.45
08.45-09.00	235	235	5	6	1178	294.5	535.5	1832.6
09.00-09.15	257	257	7	8.4	1289	322.25	587.65	2023.5
09.15-09.30	265	265	10	12	1387	346.75	623.75	2222.95
09.30-09.45	277	277	13	15.6	1298	324.5	617.1	2364
09.45-10.00	275	275	11	13.2	1167	291.75	579.95	2408.45
10.00-10.15	265	265	9	10.8	1078	269.5	545.3	2366.1
10.15-10.30	213	213	8	9.6	988	247	469.6	2211.95
10.30-10.45	203	203	7	8.4	765	191.25	402.65	1997.5
10.45-11.00	210	210	6	7.2	803	200.75	417.95	1835.5
11.00-11.15	198	198	10	12	776	194	404	1694.2
11.15-11.30	193	193	12	14.4	656	164	371.4	1596
11.30-11.45	168	168	14	16.8	678	169.5	354.3	1547.65
11.45-12.00	166	166	9	10.8	657	164.25	341.05	1470.75
12.00-12.15	154	154	9	10.8	599	149.75	314.55	1381.3
12.15-12.30	152	152	10	12	576	144	308	1317.9
12.30-12.45	167	167	8	9.6	614	153.5	330.1	1293.7
12.45-13.00	159	159	9	10.8	656	164	333.8	1286.45
13.00-13.15	176	176	14	16.8	668	167	359.8	1331.7
13.15-13.30	150	150	10	12	598	149.5	311.5	1335.2
13.30-13.45	165	165	8	9.6	578	144.5	319.1	1324.2
13.45-14.00	156	156	12	14.4	576	144	314.4	1304.8
14.00-14.15	153	153	6	7.2	602	150.5	310.7	1255.7
14.15-14.30	157	157	11	13.2	713	178.25	348.45	1292.65
14.30-14.45	163	163	7	8.4	720	180	351.4	1324.95
14.45-15.00	173	173	9	10.8	722	180.5	364.3	1374.85
15.00-15.15	176	176	8	9.6	745	186.25	371.85	1436
15.15-15.30	183	183	6	7.2	787	196.75	386.95	1474.5
15.30-15.45	186	186	5	6	776	194	386	1509.1
15.45-16.00	187	187	4	4.8	821	205.25	397.05	1541.85
16.00-16.15	182	182	4	4.8	914	228.5	415.3	1585.3
16.15-16.30	190	190	5	6	932	233	429	1627.35
16.30-16.45	196	196	5	6	1078	269.5	471.5	1712.85
16.45-17.00	209	209	5	6	1120	280	495	1810.8
17.00-17.15	225	225	4	4.8	1145	286.25	516.05	1911.55
17.15-17.30	247	247	5	6	1207	301.75	554.75	2037.3
17.30-17.45	235	235	6	7.2	1156	289	531.2	2097
17.45-18.00	234	234	8	9.6	1087	271.75	515.35	2117.35
18.00-18.15	197	197	5	6	976	244	447	2048.3
18.15-18.30	201	201	5	6	904	226	433	1926.55
18.30-18.45	196	196	5	6	867	216.75	418.75	1814.1
18.45-19.00	188	188	6	7.2	765	191.25	386.45	1685.2
19.00-19.15	176	176	7	8.4	677	169.25	353.65	1591.85
19.15-19.30	166	166	9	10.8	656	164	340.8	1499.65
19.30-19.45	154	154	7	8.4	634	158.5	320.9	1401.8
19.45-20.00	155	155	4	4.8	629	157.25	317.05	1332.4

## Data Perhitungan Volume Lalu Lintas Hasil Survei Hari Kamis Arah B

JAM	KAMIS							
	ARAH B							
	KR		KB		SM		Q	
	Ekr = 1,00		Ekr = 1,20		Ekr = 0,25		Total	
	Kend	Skr	Kend	Skr	Kend	Skr	Skr/15 menit	Skr/jam
07.00-07.15	86	86	6	7.2	561	140.25	233.45	
07.15-07.30	97	97	6	7.2	611	152.75	256.95	
07.30-07.45	113	113	7	8.4	634	158.5	279.9	
07.45-08.00	132	132	4	4.8	767	191.75	328.55	1098.85
08.00-08.15	146	146	5	6	876	219	371	1236.4
08.15-08.30	167	167	4	4.8	987	246.75	418.55	1398
08.30-08.45	187	187	3	3.6	1056	264	454.6	1572.7
08.45-09.00	224	224	5	6	1174	293.5	523.5	1767.65
09.00-09.15	261	261	12	14.4	1198	299.5	574.9	1971.55
09.15-09.30	254	254	13	15.6	1286	321.5	591.1	2144.1
09.30-09.45	235	235	16	19.2	1210	302.5	556.7	2246.2
09.45-10.00	245	245	9	10.8	1071	267.75	523.55	2246.25
10.00-10.15	165	165	8	9.6	987	246.75	421.35	2092.7
10.15-10.30	154	154	9	10.8	789	197.25	362.05	1863.65
10.30-10.45	153	153	11	13.2	778	194.5	360.7	1667.65
10.45-11.00	188	188	13	15.6	767	191.75	395.35	1539.45
11.00-11.15	178	178	10	12	686	171.5	361.5	1479.6
11.15-11.30	187	187	14	16.8	645	161.25	365.05	1482.6
11.30-11.45	179	179	9	10.8	649	162.25	352.05	1473.95
11.45-12.00	167	167	8	9.6	631	157.75	334.35	1412.95
12.00-12.15	165	165	8	9.6	578	144.5	319.1	1370.55
12.15-12.30	156	156	6	7.2	566	141.5	304.7	1310.2
12.30-12.45	177	177	7	8.4	602	150.5	335.9	1294.05
12.45-13.00	179	179	10	12	646	161.5	352.5	1312.2
13.00-13.15	185	185	9	10.8	656	164	359.8	1352.9
13.15-13.30	188	188	8	9.6	589	147.25	344.85	1393.05
13.30-13.45	178	178	7	8.4	603	150.75	337.15	1394.3
13.45-14.00	176	176	5	6	645	161.25	343.25	1385.05
14.00-14.15	182	182	6	7.2	643	160.75	349.95	1375.2
14.15-14.30	173	173	11	13.2	765	191.25	377.45	1407.8
14.30-14.45	176	176	12	14.4	724	181	371.4	1442.05
14.45-15.00	165	165	13	15.6	756	189	369.6	1468.4
15.00-15.15	167	167	6	7.2	766	191.5	365.7	1484.15
15.15-15.30	187	187	6	7.2	797	199.25	393.45	1500.15
15.30-15.45	185	185	7	8.4	810	202.5	395.9	1524.65
15.45-16.00	188	188	8	9.6	867	216.75	414.35	1569.4
16.00-16.15	190	190	6	7.2	969	242.25	439.45	1643.15
16.15-16.30	193	193	7	8.4	980	245	446.4	1696.1
16.30-16.45	197	197	7	8.4	1089	272.25	477.65	1777.85
16.45-17.00	195	195	7	8.4	1167	291.75	495.15	1858.65
17.00-17.15	201	201	5	6	1234	308.5	515.5	1934.7
17.15-17.30	234	234	6	7.2	1286	321.5	562.7	2051
17.30-17.45	266	266	4	4.8	1296	324	594.8	2168.15
17.45-18.00	263	263	4	4.8	1278	319.5	587.3	2260.3
18.00-18.15	198	198	6	7.2	1267	316.75	521.95	2266.75
18.15-18.30	195	195	7	8.4	1198	299.5	502.9	2206.95
18.30-18.45	201	201	7	8.4	1187	296.75	506.15	2118.3
18.45-19.00	211	211	5	6	1165	291.25	508.25	2039.25
19.00-19.15	225	225	6	7.2	1089	272.25	504.45	2021.75
19.15-19.30	198	198	5	6	987	246.75	450.75	1969.6
19.30-19.45	176	176	9	10.8	889	222.25	409.05	1872.5
19.45-20.00	167	167	6	7.2	788	197	371.2	1735.45

## Data Perhitungan Volume Lalu Lintas Hasil Survei Hari Jumat Arah A

JUMAT								
JAM	ARAH A							
	KR		KB		SM		Q	
	Ekr = 1,00		Ekr = 1,20		Ekr = 0,25		Total	
	Kend	Skr	Kend	Skr	Kend	Skr	Skr/15 menit	Skr/jam
07.00-07.15	67	67	3	3.6	645	161.25	231.85	
07.15-07.30	104	104	4	4.8	743	185.75	294.55	
07.30-07.45	128	128	5	6	856	214	348	
07.45-08.00	135	135	3	3.6	888	222	360.6	1235
08.00-08.15	159	159	6	7.2	961	240.25	406.45	1409.6
08.15-08.30	170	170	4	4.8	1025	256.25	431.05	1546.1
08.30-08.45	231	231	4	4.8	1154	288.5	524.3	1722.4
08.45-09.00	279	279	5	6	1263	315.75	600.75	1962.55
09.00-09.15	293	293	11	13.2	1357	339.25	645.45	2201.55
09.15-09.30	288	288	12	14.4	1398	349.5	651.9	2422.4
09.30-09.45	276	276	9	10.8	1274	318.5	605.3	2503.4
09.45-10.00	265	265	10	12	1174	293.5	570.5	2473.15
10.00-10.15	254	254	9	10.8	1043	260.75	525.55	2353.25
10.15-10.30	256	256	9	10.8	978	244.5	511.3	2212.65
10.30-10.45	234	234	10	12	798	199.5	445.5	2052.85
10.45-11.00	210	210	7	8.4	778	194.5	412.9	1895.25
11.00-11.15	198	198	9	10.8	776	194	402.8	1772.5
11.15-11.30	189	189	11	13.2	658	164.5	366.7	1627.9
11.30-11.45	177	177	7	8.4	675	168.75	354.15	1536.55
11.45-12.00	156	156	5	6	680	170	332	1455.65
12.00-12.15	152	152	6	7.2	598	149.5	308.7	1361.55
12.15-12.30	158	158	7	8.4	555	138.75	305.15	1300
12.30-12.45	164	164	7	8.4	612	153	325.4	1271.25
12.45-13.00	159	159	9	10.8	643	160.75	330.55	1269.8
13.00-13.15	166	166	14	16.8	665	166.25	349.05	1310.15
13.15-13.30	161	161	10	12	614	153.5	326.5	1331.5
13.30-13.45	165	165	9	10.8	588	147	322.8	1328.9
13.45-14.00	158	158	13	15.6	567	141.75	315.35	1313.7
14.00-14.15	153	153	9	10.8	589	147.25	311.05	1275.7
14.15-14.30	151	151	9	10.8	688	172	333.8	1283
14.30-14.45	160	160	7	8.4	712	178	346.4	1306.6
14.45-15.00	173	173	9	10.8	722	180.5	364.3	1355.55
15.00-15.15	179	179	5	6	751	187.75	372.75	1417.25
15.15-15.30	183	183	7	8.4	787	196.75	388.15	1471.6
15.30-15.45	188	188	4	4.8	801	200.25	393.05	1518.25
15.45-16.00	184	184	3	3.6	825	206.25	393.85	1547.8
16.00-16.15	182	182	4	4.8	916	229	415.8	1590.85
16.15-16.30	223	223	4	4.8	925	231.25	459.05	1661.75
16.30-16.45	254	254	3	3.6	1077	269.25	526.85	1795.55
16.45-17.00	265	265	5	6	1198	299.5	570.5	1972.2
17.00-17.15	271	271	6	7.2	1276	319	597.2	2153.6
17.15-17.30	274	274	5	6	1367	341.75	621.75	2316.3
17.30-17.45	268	268	5	6	1289	322.25	596.25	2385.7
17.45-18.00	254	254	6	7.2	1198	299.5	560.7	2375.9
18.00-18.15	243	243	4	4.8	1075	268.75	516.55	2295.25
18.15-18.30	187	187	5	6	987	246.75	439.75	2113.25
18.30-18.45	185	185	3	3.6	856	214	402.6	1919.6
18.45-19.00	176	176	5	6	774	193.5	375.5	1734.4
19.00-19.15	173	173	6	7.2	687	171.75	351.95	1569.8
19.15-19.30	169	169	10	12	656	164	345	1475.05
19.30-19.45	157	157	8	9.6	648	162	328.6	1401.05
19.45-20.00	153	153	8	9.6	634	158.5	321.1	1346.65

## Data Perhitungan Volume Lalu Lintas Hasil Survei Hari Jumat Arah B

JAM	JUMAT							
	ARAH B							
	KR		KB		SM		Q	
	Ekr = 1,00		Ekr = 1,20		Ekr = 0,25		Total	
Kend	Skr	Kend	Skr	Kend	Skr	Skr/15 menit	Skr/jam	
07.00-07.15	70	70	4	4.8	576	144	218.8	
07.15-07.30	93	93	4	4.8	625	156.25	254.05	
07.30-07.45	116	116	5	6	656	164	286	
07.45-08.00	125	125	4	4.8	745	186.25	316.05	1074.9
08.00-08.15	165	165	4	4.8	890	222.5	392.3	1248.4
08.15-08.30	234	234	3	3.6	951	237.75	475.35	1469.7
08.30-08.45	264	264	3	3.6	1078	269.5	537.1	1720.8
08.45-09.00	287	287	4	4.8	1175	293.75	585.55	1990.3
09.00-09.15	275	275	9	10.8	1265	316.25	602.05	2200.05
09.15-09.30	281	281	11	13.2	1298	324.5	618.7	2343.4
09.30-09.45	292	292	15	18	1278	319.5	629.5	2435.8
09.45-10.00	265	265	10	12	1175	293.75	570.75	2421
10.00-10.15	197	197	14	16.8	989	247.25	461.05	2280
10.15-10.30	168	168	9	10.8	886	221.5	400.3	2061.6
10.30-10.45	159	159	8	9.6	767	191.75	360.35	1792.45
10.45-11.00	170	170	9	10.8	759	189.75	370.55	1592.25
11.00-11.15	175	175	9	10.8	698	174.5	360.3	1491.5
11.15-11.30	181	181	9	10.8	667	166.75	358.55	1449.75
11.30-11.45	183	183	11	13.2	649	162.25	358.45	1447.85
11.45-12.00	165	165	8	9.6	656	164	338.6	1415.9
12.00-12.15	169	169	9	10.8	589	147.25	327.05	1382.65
12.15-12.30	153	153	9	10.8	567	141.75	305.55	1329.65
12.30-12.45	156	156	6	7.2	610	152.5	315.7	1286.9
12.45-13.00	165	165	5	6	634	158.5	329.5	1277.8
13.00-13.15	187	187	5	6	645	161.25	354.25	1305
13.15-13.30	188	188	7	8.4	597	149.25	345.65	1345.1
13.30-13.45	182	182	7	8.4	578	144.5	334.9	1364.3
13.45-14.00	175	175	5	6	607	151.75	332.75	1367.55
14.00-14.15	180	180	6	7.2	632	158	345.2	1358.5
14.15-14.30	177	177	12	14.4	715	178.75	370.15	1383
14.30-14.45	176	176	10	12	721	180.25	368.25	1416.35
14.45-15.00	169	169	11	13.2	741	185.25	367.45	1451.05
15.00-15.15	167	167	7	8.4	810	202.5	377.9	1483.75
15.15-15.30	176	176	6	7.2	815	203.75	386.95	1500.55
15.30-15.45	182	182	7	8.4	829	207.25	397.65	1529.95
15.45-16.00	188	188	5	6	867	216.75	410.75	1573.25
16.00-16.15	190	190	4	4.8	956	239	433.8	1629.15
16.15-16.30	191	191	5	6	985	246.25	443.25	1685.45
16.30-16.45	234	234	3	3.6	1087	271.75	509.35	1797.15
16.45-17.00	282	282	3	3.6	1187	296.75	582.35	1968.75
17.00-17.15	297	297	4	4.8	1276	319	620.8	2155.75
17.15-17.30	278	278	5	6	1387	346.75	630.75	2343.25
17.30-17.45	265	265	4	4.8	1376	344	613.8	2447.7
17.45-18.00	261	261	5	6	1283	320.75	587.75	2453.1
18.00-18.15	270	270	2	2.4	1254	313.5	585.9	2418.2
18.15-18.30	235	235	4	4.8	1199	299.75	539.55	2327
18.30-18.45	225	225	5	6	1176	294	525	2238.2
18.45-19.00	218	218	6	7.2	1134	283.5	508.7	2159.15
19.00-19.15	216	216	7	8.4	998	249.5	473.9	2047.15
19.15-19.30	199	199	8	9.6	876	219	427.6	1935.2
19.30-19.45	178	178	9	10.8	810	202.5	391.3	1801.5
19.45-20.00	165	165	7	8.4	756	189	362.4	1655.2

## Data Perhitungan Volume Lalu Lintas Hasil Survei Hari Sabtu Arah A

SABTU								
JAM	ARAH A							
	KR		KB		SM		Q	
	Ekr = 1,00		Ekr = 1,20		Ekr = 0,25		Total	
	Kend	Skr	Kend	Skr	Kend	Skr	Skr/15 menit	Skr/jam
07.00-07.15	50	50	5	6	665	166.25	222.25	
07.15-07.30	114	114	3	3.6	756	189	306.6	
07.30-07.45	135	135	5	6	816	204	345	
07.45-08.00	134	134	4	4.8	856	214	352.8	1226.65
08.00-08.15	147	147	4	4.8	905	226.25	378.05	1382.45
08.15-08.30	189	189	3	3.6	1035	258.75	451.35	1527.2
08.30-08.45	234	234	5	6	1142	285.5	525.5	1707.7
08.45-09.00	276	276	5	6	1178	294.5	576.5	1931.4
09.00-09.15	289	289	7	8.4	1256	314	611.4	2164.75
09.15-09.30	310	310	8	9.6	1289	322.25	641.85	2355.25
09.30-09.45	298	298	9	10.8	1367	341.75	650.55	2480.3
09.45-10.00	231	231	9	10.8	1297	324.25	566.05	2469.85
10.00-10.15	254	254	9	10.8	1257	314.25	579.05	2437.5
10.15-10.30	256	256	8	9.6	1186	296.5	562.1	2357.75
10.30-10.45	238	238	11	13.2	1078	269.5	520.7	2227.9
10.45-11.00	245	245	5	6	827	206.75	457.75	2119.6
11.00-11.15	256	256	6	7.2	831	207.75	470.95	2011.5
11.15-11.30	198	198	7	8.4	856	214	420.4	1869.8
11.30-11.45	177	177	9	10.8	766	191.5	379.3	1728.4
11.45-12.00	167	167	9	10.8	756	189	366.8	1637.45
12.00-12.15	152	152	9	10.8	766	191.5	354.3	1520.8
12.15-12.30	156	156	10	12	690	172.5	340.5	1440.9
12.30-12.45	159	159	12	14.4	710	177.5	350.9	1412.5
12.45-13.00	168	168	11	13.2	723	180.75	361.95	1407.65
13.00-13.15	164	164	7	8.4	741	185.25	357.65	1411
13.15-13.30	168	168	8	9.6	756	189	366.6	1437.1
13.30-13.45	169	169	8	9.6	754	188.5	367.1	1453.3
13.45-14.00	165	165	8	9.6	769	192.25	366.85	1458.2
14.00-14.15	171	171	8	9.6	745	186.25	366.85	1467.4
14.15-14.30	168	168	9	10.8	731	182.75	361.55	1462.35
14.30-14.45	167	167	10	12	735	183.75	362.75	1458
14.45-15.00	165	165	6	7.2	738	184.5	356.7	1447.85
15.00-15.15	174	174	5	6	768	192	372	1453
15.15-15.30	178	178	4	4.8	780	195	377.8	1469.25
15.30-15.45	177	177	4	4.8	811	202.75	384.55	1491.05
15.45-16.00	180	180	4	4.8	825	206.25	391.05	1525.4
16.00-16.15	184	184	5	6	915	228.75	418.75	1572.15
16.15-16.30	190	190	5	6	945	236.25	432.25	1626.6
16.30-16.45	198	198	5	6	1076	269	473	1715.05
16.45-17.00	243	243	6	7.2	1156	289	539.2	1863.2
17.00-17.15	256	256	4	4.8	1276	319	579.8	2024.25
17.15-17.30	270	270	4	4.8	1378	344.5	619.3	2211.3
17.30-17.45	298	298	3	3.6	1289	322.25	623.85	2362.15
17.45-18.00	287	287	2	2.4	1198	299.5	588.9	2411.85
18.00-18.15	247	247	2	2.4	1189	297.25	546.65	2378.7
18.15-18.30	229	229	1	1.2	1156	289	519.2	2278.6
18.30-18.45	211	211	3	3.6	1099	274.75	489.35	2144.1
18.45-19.00	198	198	4	4.8	998	249.5	452.3	2007.5
19.00-19.15	187	187	3	3.6	1054	263.5	454.1	1914.95
19.15-19.30	178	178	2	2.4	967	241.75	422.15	1817.9
19.30-19.45	167	167	1	1.2	948	237	405.2	1733.75
19.45-20.00	145	145	2	2.4	932	233	380.4	1661.85

## Data Perhitungan Volume Lalu Lintas Hasil Survei Hari Sabtu Arah B

JAM	SABTU							
	ARAH B							
	KR		KB		SM		Q	
	Ekr = 1,00		Ekr = 1,20		Ekr = 0,25		Total	
Kend	Skr	Kend	Skr	Kend	Skr	Skr/15 menit	Skr/jam	
07.00-07.15	56	56	3	3.6	611	152.75	212.35	
07.15-07.30	120	120	4	4.8	645	161.25	286.05	
07.30-07.45	134	134	4	4.8	678	169.5	308.3	
07.45-08.00	131	131	5	6	798	199.5	336.5	1143.2
08.00-08.15	141	141	5	6	854	213.5	360.5	1291.35
08.15-08.30	140	140	3	3.6	987	246.75	390.35	1395.65
08.30-08.45	151	151	2	2.4	1076	269	422.4	1509.75
08.45-09.00	146	146	2	2.4	1167	291.75	440.15	1613.4
09.00-09.15	158	158	5	6	1298	324.5	488.5	1741.4
09.15-09.30	176	176	9	10.8	1376	344	530.8	1881.85
09.30-09.45	198	198	11	13.2	1294	323.5	534.7	1994.15
09.45-10.00	210	210	6	7.2	1253	313.25	530.45	2084.45
10.00-10.15	224	224	7	8.4	1132	283	515.4	2111.35
10.15-10.30	236	236	7	8.4	989	247.25	491.65	2072.2
10.30-10.45	256	256	8	9.6	897	224.25	489.85	2027.35
10.45-11.00	254	254	9	10.8	787	196.75	461.55	1958.45
11.00-11.15	247	247	9	10.8	765	191.25	449.05	1892.1
11.15-11.30	234	234	8	9.6	758	189.5	433.1	1833.55
11.30-11.45	199	199	8	9.6	745	186.25	394.85	1738.55
11.45-12.00	187	187	6	7.2	754	188.5	382.7	1659.7
12.00-12.15	190	190	7	8.4	767	191.75	390.15	1600.8
12.15-12.30	170	170	8	9.6	786	196.5	376.1	1543.8
12.30-12.45	165	165	4	4.8	768	192	361.8	1510.75
12.45-13.00	167	167	3	3.6	777	194.25	364.85	1492.9
13.00-13.15	170	170	4	4.8	785	196.25	371.05	1473.8
13.15-13.30	157	157	4	4.8	798	199.5	361.3	1459
13.30-13.45	165	165	6	7.2	768	192	364.2	1461.4
13.45-14.00	167	167	7	8.4	789	197.25	372.65	1469.2
14.00-14.15	159	159	6	7.2	778	194.5	360.7	1458.85
14.15-14.30	145	145	7	8.4	767	191.75	345.15	1442.7
14.30-14.45	150	150	6	7.2	756	189	346.2	1424.7
14.45-15.00	167	167	6	7.2	761	190.25	364.45	1416.5
15.00-15.15	171	171	5	6	810	202.5	379.5	1435.3
15.15-15.30	176	176	5	6	825	206.25	388.25	1478.4
15.30-15.45	181	181	4	4.8	834	208.5	394.3	1526.5
15.45-16.00	188	188	3	3.6	897	224.25	415.85	1577.9
16.00-16.15	191	191	4	4.8	934	233.5	429.3	1627.7
16.15-16.30	194	194	4	4.8	955	238.75	437.55	1677
16.30-16.45	197	197	2	2.4	1067	266.75	466.15	1748.85
16.45-17.00	205	205	2	2.4	1089	272.25	479.65	1812.65
17.00-17.15	267	267	3	3.6	1145	286.25	556.85	1940.2
17.15-17.30	285	285	4	4.8	1234	308.5	598.3	2100.95
17.30-17.45	315	315	5	6	1289	322.25	643.25	2278.05
17.45-18.00	298	298	5	6	1376	344	648	2446.4
18.00-18.15	288	288	6	7.2	1293	323.25	618.45	2508
18.15-18.30	231	231	4	4.8	1195	298.75	534.55	2444.25
18.30-18.45	225	225	5	6	1158	289.5	520.5	2321.5
18.45-19.00	201	201	5	6	1160	290	497	2170.5
19.00-19.15	192	192	4	4.8	1099	274.75	471.55	2023.6
19.15-19.30	178	178	5	6	989	247.25	431.25	1920.3
19.30-19.45	167	167	6	7.2	976	244	418.2	1818
19.45-20.00	156	156	5	6	878	219.5	381.5	1702.5

## Data Perhitungan Volume Lalu Lintas Hasil Survei Hari Minggu Arah A

MINGGU								
JAM	ARAH A							
	KR		KB		SM		Q	
	Ekr = 1,00		Ekr = 1,20		Ekr = 0,25		Total	
	Kend	Skr	Kend	Skr	Kend	Skr	Skr/15 menit	Skr/jam
07.00-07.15	42	42	1	1.2	610	152.5	195.7	
07.15-07.30	106	106	4	4.8	678	169.5	280.3	
07.30-07.45	141	141	2	2.4	756	189	332.4	
07.45-08.00	159	159	4	4.8	816	204	367.8	1176.2
08.00-08.15	162	162	3	3.6	871	217.75	383.35	1363.85
08.15-08.30	182	182	6	7.2	901	225.25	414.45	1498
08.30-08.45	234	234	3	3.6	1056	264	501.6	1667.2
08.45-09.00	267	267	3	3.6	1173	293.25	563.85	1863.25
09.00-09.15	286	286	8	9.6	1289	322.25	617.85	2097.75
09.15-09.30	298	298	9	10.8	1367	341.75	650.55	2333.85
09.30-09.45	332	332	7	8.4	1276	319	659.4	2491.65
09.45-10.00	277	277	8	9.6	1243	310.75	597.35	2525.15
10.00-10.15	265	265	8	9.6	1187	296.75	571.35	2478.65
10.15-10.30	261	161	6	7.2	1167	291.75	459.95	2288.05
10.30-10.45	228	228	8	9.6	1098	274.5	512.1	2140.75
10.45-11.00	230	230	4	4.8	1065	266.25	501.05	2044.45
11.00-11.15	246	246	9	10.8	991	247.75	504.55	1977.65
11.15-11.30	237	237	7	8.4	936	234	479.4	1997.1
11.30-11.45	183	183	5	6	887	221.75	410.75	1895.75
11.45-12.00	179	179	4	4.8	856	214	397.8	1792.5
12.00-12.15	152	152	5	6	859	214.75	372.75	1660.7
12.15-12.30	161	161	4	4.8	786	196.5	362.3	1543.6
12.30-12.45	156	156	5	6	763	190.75	352.75	1485.6
12.45-13.00	161	161	10	12	745	186.25	359.25	1447.05
13.00-13.15	159	159	6	7.2	749	187.25	353.45	1427.75
13.15-13.30	155	155	7	8.4	741	185.25	348.65	1414.1
13.30-13.45	165	165	8	9.6	735	183.75	358.35	1419.7
13.45-14.00	168	168	3	3.6	742	185.5	357.1	1417.55
14.00-14.15	172	172	4	4.8	754	188.5	365.3	1429.4
14.15-14.30	168	168	3	3.6	761	190.25	361.85	1442.6
14.30-14.45	163	163	9	10.8	743	185.75	359.55	1443.8
14.45-15.00	154	154	6	7.2	786	196.5	357.7	1444.4
15.00-15.15	174	174	5	6	781	195.25	375.25	1454.35
15.15-15.30	183	183	4	4.8	804	201	388.8	1481.3
15.30-15.45	177	177	6	7.2	823	205.75	389.95	1511.7
15.45-16.00	178	178	7	8.4	841	210.25	396.65	1550.65
16.00-16.15	183	183	5	6	905	226.25	415.25	1590.65
16.15-16.30	190	190	5	6	989	247.25	443.25	1645.1
16.30-16.45	210	210	5	6	1061	265.25	481.25	1736.4
16.45-17.00	225	225	5	6	1165	291.25	522.25	1862
17.00-17.15	241	241	4	4.8	1256	314	559.8	2006.55
17.15-17.30	256	256	4	4.8	1295	323.75	584.55	2147.85
17.30-17.45	252	252	3	3.6	1374	343.5	599.1	2265.7
17.45-18.00	257	257	6	7.2	1289	322.25	586.45	2329.9
18.00-18.15	246	246	1	1.2	1167	291.75	538.95	2309.05
18.15-18.30	231	231	5	6	1078	269.5	506.5	2231
18.30-18.45	219	219	6	7.2	1047	261.75	487.95	2119.85
18.45-19.00	199	199	4	4.8	998	249.5	453.3	1986.7
19.00-19.15	173	173	3	3.6	887	221.75	398.35	1846.1
19.15-19.30	175	175	3	3.6	873	218.25	396.85	1736.45
19.30-19.45	156	156	8	9.6	843	210.75	376.35	1624.85
19.45-20.00	135	135	6	7.2	825	206.25	348.45	1520



## Data Perhitungan Volume Lalu Lintas Hasil Survei Hari Minggu Arah B

JAM	MINGGU							
	ARAH B							
	KR		KB		SM		Q	
	Ekr = 1,00		Ekr = 1,20		Ekr = 0,25		Total	
Kend	Skr	Kend	Skr	Kend	Skr	Skr/15 menit	Skr/jam	
07.00-07.15	37	37	4	4.8	589	147.25	189.05	
07.15-07.30	98	98	4	4.8	623	155.75	258.55	
07.30-07.45	124	124	4	4.8	678	169.5	298.3	
07.45-08.00	145	145	5	6	725	181.25	332.25	1078.15
08.00-08.15	146	146	5	6	810	202.5	354.5	1243.6
08.15-08.30	145	145	4	4.8	834	208.5	358.3	1343.35
08.30-08.45	245	245	7	8.4	886	221.5	474.9	1519.95
08.45-09.00	254	254	8	9.6	967	241.75	505.35	1693.05
09.00-09.15	276	276	8	9.6	1054	263.5	549.1	1887.65
09.15-09.30	283	283	9	10.8	1178	294.5	588.3	2117.65
09.30-09.45	296	296	8	9.6	1256	314	619.6	2262.35
09.45-10.00	267	267	2	2.4	1298	324.5	593.9	2350.9
10.00-10.15	256	256	4	4.8	1387	346.75	607.55	2409.35
10.15-10.30	243	243	7	8.4	1285	321.25	572.65	2393.7
10.30-10.45	256	256	8	9.6	1176	294	559.6	2333.7
10.45-11.00	254	254	9	10.8	1154	288.5	553.3	2293.1
11.00-11.15	247	247	9	10.8	1084	271	528.8	2214.35
11.15-11.30	237	237	8	9.6	1056	264	510.6	2152.3
11.30-11.45	203	203	8	9.6	1065	266.25	478.85	2071.55
11.45-12.00	187	187	6	7.2	996	249	443.2	1961.45
12.00-12.15	191	191	5	6	975	243.75	440.75	1873.4
12.15-12.30	178	178	8	9.6	956	239	426.6	1789.4
12.30-12.45	165	165	4	4.8	923	230.75	400.55	1711.1
12.45-13.00	167	167	5	6	896	224	397	1664.9
13.00-13.15	171	171	7	8.4	878	219.5	398.9	1623.05
13.15-13.30	165	165	8	9.6	886	221.5	396.1	1592.55
13.30-13.45	161	161	6	7.2	865	216.25	384.45	1576.45
13.45-14.00	172	172	7	8.4	834	208.5	388.9	1568.35
14.00-14.15	161	161	6	7.2	810	202.5	370.7	1540.15
14.15-14.30	156	156	7	8.4	789	197.25	361.65	1505.7
14.30-14.45	150	150	6	7.2	785	196.25	353.45	1474.7
14.45-15.00	167	167	6	7.2	801	200.25	374.45	1460.25
15.00-15.15	187	187	8	9.6	825	206.25	402.85	1492.4
15.15-15.30	176	176	6	7.2	841	210.25	393.45	1524.2
15.30-15.45	181	181	4	4.8	857	214.25	400.05	1570.8
15.45-16.00	196	196	3	3.6	887	221.75	421.35	1617.7
16.00-16.15	191	191	4	4.8	924	231	426.8	1641.65
16.15-16.30	194	194	4	4.8	961	240.25	439.05	1687.25
16.30-16.45	203	203	2	2.4	1023	255.75	461.15	1748.35
16.45-17.00	265	265	6	7.2	1110	277.5	549.7	1876.7
17.00-17.15	274	274	5	6	1267	316.75	596.75	2046.65
17.15-17.30	278	278	4	4.8	1351	337.75	620.55	2228.15
17.30-17.45	289	289	5	6	1276	319	614	2381
17.45-18.00	254	254	5	6	1198	299.5	559.5	2390.8
18.00-18.15	241	241	6	7.2	1168	292	540.2	2334.25
18.15-18.30	231	231	4	4.8	1054	263.5	499.3	2213
18.30-18.45	189	189	5	6	996	249	444	2043
18.45-19.00	165	165	8	9.6	865	216.25	390.85	1874.35
19.00-19.15	150	150	7	8.4	870	217.5	375.9	1710.05
19.15-19.30	139	139	6	7.2	856	214	360.2	1570.95
19.30-19.45	141	141	6	7.2	845	211.25	359.45	1486.4
19.45-20.00	132	132	4	4.8	850	212.5	349.3	1444.85

### Data Perhitungan Hambatan Samping Hasil Survei Hari Senin Arah A

SENIN ARAH A									
JAM	PED		PSV		EEV		SMV		Total
	Faktor Bobot( 0,5)		Faktor Bobot (1,0)		Faktor Bobot (0,7)		Faktor Bobot (0,4)		
	ARAH A	A*0,5	ARAH A	A*1,0	ARAH A	A*0,7	ARAH A	A*0,4	
07.00-08.00	23	11.5	35	35	31	21.7	42	16.8	85
08.00-09.00	25	12.5	41	41	34	23.8	52	20.8	98.1
09.00-10.00	38	19	48	48	43	30.1	52	20.8	117.9
10.00-11.00	43	21.5	52	52	51	35.7	35	14	123.2
11.00-12.00	41	20.5	47	47	48	33.6	31	12.4	113.5
12.00-13.00	30	15	39	39	41	28.7	28	11.2	93.9
13.00-14.00	18	9	31	31	36	25.2	36	14.4	79.6
14.00-15.00	24	12	34	34	43	30.1	34	13.6	89.7
15.00-16.00	28	14	40	40	45	31.5	53	21.2	106.7
16.00-17.00	20	10	44	44	41	28.7	42	16.8	99.5
17.00-18.00	16	8	51	51	37	25.9	38	15.2	100.1
18.00-19.00	25	12.5	43	43	32	22.4	25	10	87.9
19.00-20.00	27	13.5	32	32	39	27.3	23	9.2	82

### Data Perhitungan Hambatan Samping Hasil Survei Hari Senin Arah B

SENIN ARAH B									
JAM	PED		PSV		EEV		SMV		Total
	Faktor Bobot( 0,5)		Faktor Bobot (1,0)		Faktor Bobot (0,7)		Faktor Bobot (0,4)		
	ARAH B	A*0,5	ARAH B	A*1,0	ARAH B	A*0,7	ARAH B	A*0,4	
07.00-08.00	27	13.5	32	32	26	18.2	24	9.6	73.3
08.00-09.00	21	10.5	37	37	39	27.3	36	14.4	89.2
09.00-10.00	36	18	41	41	46	32.2	41	16.4	107.6
10.00-11.00	47	23.5	38	38	34	23.8	43	17.2	102.5
11.00-12.00	31	15.5	40	40	27	18.9	38	15.2	89.6
12.00-13.00	18	9	36	36	24	16.8	41	16.4	78.2
13.00-14.00	24	12	31	31	31	21.7	44	17.6	82.3
14.00-15.00	36	18	41	41	29	20.3	47	18.8	98.1
15.00-16.00	37	18.5	47	47	29	20.3	57	22.8	108.6
16.00-17.00	34	17	36	36	35	24.5	45	18	95.5
17.00-18.00	38	19	35	35	25	17.5	37	14.8	86.3
18.00-19.00	23	11.5	31	31	26	18.2	31	12.4	73.1
19.00-20.00	33	16.5	28	28	35	24.5	25	10	79

Data Perhitungan Hambatan Samping Hasil Survei Hari Selasa Arah A

SELASA ARAH A									
JAM	PED		PSV		EEV		SMV		Total
	Faktor Bobot( 0,5)		Faktor Bobot (1,0)		Faktor Bobot (0,7)		Faktor Bobot (0,4)		
	ARAH A	A*0,5	ARAH A	A*1,0	ARAH A	A*0,7	ARAH A	A*0,4	
07.00-08.00	23	11.5	25	25	31	21.7	29	11.6	69.8
08.00-09.00	27	13.5	34	34	40	28	36	14.4	89.9
09.00-10.00	28	14	35	35	40	28	48	19.2	96.2
10.00-11.00	26	13	39	39	42	29.4	53	21.2	102.6
11.00-12.00	30	15	37	37	39	27.3	45	18	97.3
12.00-13.00	24	12	42	42	47	32.9	43	17.2	104.1
13.00-14.00	26	13	45	45	56	39.2	39	15.6	112.8
14.00-15.00	31	15.5	57	57	70	49	47	18.8	140.3
15.00-16.00	22	11	68	68	76	53.2	63	25.2	157.4
16.00-17.00	27	13.5	79	79	68	47.6	59	23.6	163.7
17.00-18.00	22	11	41	41	34	23.8	43	17.2	93
18.00-19.00	27	13.5	25	25	34	23.8	39	15.6	77.9
19.00-20.00	20	10	31	31	30	21	36	14.4	76.4

Data Perhitungan Hambatan Samping Hasil Survei Hari Selasa Arah B

SELASA ARAH B									
JAM	PED		PSV		EEV		SMV		Total
	Faktor Bobot( 0,5)		Faktor Bobot (1,0)		Faktor Bobot (0,7)		Faktor Bobot (0,4)		
	ARAH B	A*0,5	ARAH B	A*1,0	ARAH B	A*0,7	ARAH B	A*0,4	
07.00-08.00	23	11.5	21	21	29	20.3	32	12.8	65.6
08.00-09.00	24	12	33	33	32	22.4	34	13.6	81
09.00-10.00	25	12.5	41	41	43	30.1	45	18	101.6
10.00-11.00	26	13	54	54	46	32.2	51	20.4	119.6
11.00-12.00	28	14	61	61	41	28.7	47	18.8	122.5
12.00-13.00	30	15	57	57	54	37.8	43	17.2	127
13.00-14.00	27	13.5	74	74	66	46.2	50	20	153.7
14.00-15.00	36	18	78	78	56	39.2	54	21.6	156.8
15.00-16.00	34	17	82	82	46	32.2	62	24.8	156
16.00-17.00	35	17.5	68	68	37	25.9	58	23.2	134.6
17.00-18.00	31	15.5	47	47	34	23.8	50	20	106.3
18.00-19.00	30	15	37	37	32	22.4	43	17.2	91.6
19.00-20.00	24	12	27	27	27	18.9	36	14.4	72.3

### Data Perhitungan Hambatan Samping Hasil Survei Hari Rabu Arah A

RABU ARAH A									
JAM	PED		PSV		EEV		SMV		Total
	Faktor Bobot( 0,5)		Faktor Bobot (1,0)		Faktor Bobot (0,7)		Faktor Bobot (0,4)		
	ARAH A	A*0,5	ARAH A	A*1,0	ARAH A	A*0,7	ARAH A	A*0,4	
07.00-08.00	20	10	18	18	31	21.7	34	13.6	63.3
08.00-09.00	26	13	30	30	39	27.3	41	16.4	86.7
09.00-10.00	31	15.5	36	36	41	28.7	52	20.8	101
10.00-11.00	25	12.5	46	46	54	37.8	56	22.4	118.7
11.00-12.00	28	14	57	57	63	44.1	54	21.6	136.7
12.00-13.00	27	13.5	66	66	74	51.8	48	19.2	150.5
13.00-14.00	31	15.5	68	68	56	39.2	51	20.4	143.1
14.00-15.00	21	10.5	64	64	66	46.2	47	18.8	139.5
15.00-16.00	24	12	74	74	69	48.3	56	22.4	156.7
16.00-17.00	20	10	56	56	57	39.9	51	20.4	126.3
17.00-18.00	23	11.5	62	62	48	33.6	49	19.6	126.7
18.00-19.00	27	13.5	45	45	46	32.2	36	14.4	105.1
19.00-20.00	20	10	32	32	36	25.2	33	13.2	80.4

### Data Perhitungan Hambatan Samping Hasil Survei Hari Rabu Arah B

RABU ARAH B									
JAM	PED		PSV		EEV		SMV		Total
	Faktor Bobot( 0,5)		Faktor Bobot (1,0)		Faktor Bobot (0,7)		Faktor Bobot (0,4)		
	ARAH B	A*0,5	ARAH B	A*1,0	ARAH B	A*0,7	ARAH B	A*0,4	
07.00-08.00	21	10.5	24	24	28	19.6	23	9.2	63.3
08.00-09.00	19	9.5	35	35	37	25.9	35	14	84.4
09.00-10.00	26	13	43	43	48	33.6	51	20.4	110
10.00-11.00	35	17.5	41	41	56	39.2	46	18.4	116.1
11.00-12.00	29	14.5	53	53	61	42.7	51	20.4	130.6
12.00-13.00	28	14	64	64	67	46.9	47	18.8	143.7
13.00-14.00	25	12.5	73	73	58	40.6	45	18	144.1
14.00-15.00	30	15	75	75	71	49.7	55	22	161.7
15.00-16.00	27	13.5	83	83	75	52.5	67	26.8	175.8
16.00-17.00	35	17.5	70	70	65	45.5	71	28.4	161.4
17.00-18.00	30	15	64	64	56	39.2	77	30.8	149
18.00-19.00	21	10.5	59	59	45	31.5	65	26	127
19.00-20.00	30	15	45	45	35	24.5	46	18.4	102.9

### Data Perhitungan Hambatan Samping Hasil Survei Hari Kamis Arah A

KAMIS ARAH A									
JAM	PED		PSV		EEV		SMV		Total
	Faktor Bobot( 0,5)		Faktor Bobot (1,0)		Faktor Bobot (0,7)		Faktor Bobot (0,4)		
	ARAH A	A*0,5	ARAH A	A*1,0	ARAH A	A*0,7	ARAH A	A*0,4	
07.00-08.00	19	9.5	21	21	32	22.4	29	11.6	64.5
08.00-09.00	24	12	27	27	40	28	42	16.8	83.8
09.00-10.00	33	16.5	26	26	36	25.2	53	21.2	88.9
10.00-11.00	18	9	38	38	38	26.6	46	18.4	92
11.00-12.00	24	12	46	46	45	31.5	36	14.4	103.9
12.00-13.00	21	10.5	55	55	51	35.7	30	12	113.2
13.00-14.00	27	13.5	61	61	55	38.5	35	14	127
14.00-15.00	23	11.5	53	53	58	40.6	39	15.6	120.7
15.00-16.00	25	12.5	56	56	47	32.9	54	21.6	123
16.00-17.00	28	14	40	40	51	35.7	63	25.2	114.9
17.00-18.00	29	14.5	36	36	46	32.2	53	21.2	103.9
18.00-19.00	20	10	31	31	34	23.8	43	17.2	82
19.00-20.00	27	13.5	25	25	27	18.9	37	14.8	72.2

### Data Perhitungan Hambatan Samping Hasil Survei Hari Kamis Arah B

KAMIS ARAH B									
JAM	PED		PSV		EEV		SMV		Total
	Faktor Bobot( 0,5)		Faktor Bobot (1,0)		Faktor Bobot (0,7)		Faktor Bobot (0,4)		
	ARAH B	A*0,5	ARAH B	A*1,0	ARAH B	A*0,7	ARAH B	A*0,4	
07.00-08.00	22	11	26	26	28	19.6	25	10	66.6
08.00-09.00	24	12	33	33	38	26.6	41	16.4	88
09.00-10.00	29	14.5	45	45	40	28	57	22.8	110.3
10.00-11.00	33	16.5	42	42	37	25.9	48	19.2	103.6
11.00-12.00	27	13.5	45	45	48	33.6	38	15.2	107.3
12.00-13.00	27	13.5	53	53	54	37.8	40	16	120.3
13.00-14.00	21	10.5	51	51	57	39.9	47	18.8	120.2
14.00-15.00	28	14	46	46	61	42.7	50	20	122.7
15.00-16.00	26	13	61	61	55	38.5	53	21.2	133.7
16.00-17.00	21	10.5	52	52	54	37.8	55	22	122.3
17.00-18.00	27	13.5	44	44	47	32.9	42	16.8	107.2
18.00-19.00	28	14	34	34	40	28	38	15.2	91.2
19.00-20.00	26	13	28	28	36	25.2	36	14.4	80.6

### Data Perhitungan Hambatan Samping Hasil Survei Hari Jumat Arah A

JUMAT ARAH A									
JAM	PED		PSV		EEV		SMV		Total
	Faktor Bobot( 0,5)		Faktor Bobot (1,0)		Faktor Bobot (0,7)		Faktor Bobot (0,4)		
	ARAH A	A*0,5	ARAH A	A*1,0	ARAH A	A*0,7	ARAH A	A*0,4	
07.00-08.00	20	10	20	20	31	21,7	34	13.6	65.3
08.00-09.00	29	14.5	28	28	46	32.2	43	17.2	91.9
09.00-10.00	25	12.5	32	32	41	28.7	54	21.6	94.8
10.00-11.00	23	11.5	43	43	45	31.5	41	16.4	102.4
11.00-12.00	25	12.5	46	46	55	38.5	44	17.6	114.6
12.00-13.00	26	13	44	44	58	40.6	42	16.8	114.4
13.00-14.00	21	10.5	52	52	61	42.7	37	14.8	120
14.00-15.00	28	14	43	43	64	44.8	48	19.2	121
15.00-16.00	21	10.5	46	46	57	39.9	53	21.2	117.6
16.00-17.00	26	13	42	42	48	33.6	57	22.8	111.4
17.00-18.00	31	15.5	44	44	44	30.8	51	20.4	110.7
18.00-19.00	28	14	38	38	46	32.2	46	18.4	102.6
19.00-20.00	26	13	35	35	37	25.9	31	12.4	86.3

### Data Perhitungan Hambatan Samping Hasil Survei Hari Jumat Arah B

JUMAT ARAH B									
JAM	PED		PSV		EEV		SMV		Total
	Faktor Bobot( 0,5)		Faktor Bobot (1,0)		Faktor Bobot (0,7)		Faktor Bobot (0,4)		
	ARAH B	A*0,5	ARAH B	A*1,0	ARAH B	A*0,7	ARAH B	A*0,4	
07.00-08.00	21	10.5	24	24	26	18.2	27	10.8	63.5
08.00-09.00	26	13	32	32	37	25.9	39	15.6	86.5
09.00-10.00	23	11.5	43	43	39	27.3	51	20.4	102.2
10.00-11.00	27	13.5	41	41	36	25.2	47	18.8	98.5
11.00-12.00	21	10.5	45	45	40	28	36	14.4	97.9
12.00-13.00	20	10	53	53	47	32.9	35	14	109.9
13.00-14.00	24	12	57	57	45	31.5	30	12	112.5
14.00-15.00	23	11.5	55	55	53	37.1	48	19.2	122.8
15.00-16.00	26	13	59	59	57	39.9	53	21.2	133.1
16.00-17.00	20	10	45	45	48	33.6	61	24.4	113
17.00-18.00	22	11	51	51	51	35.7	55	22	119.7
18.00-19.00	29	14.5	34	34	44	30.8	43	17.2	96.5
19.00-20.00	26	13	36	36	31	21.7	36	14.4	85.1

### Data Perhitungan Hambatan Samping Hasil Survei Hari Sabtu Arah A

SABTU ARAH A									
JAM	PED		PSV		EEV		SMV		Total
	Faktor Bobot( 0,5)		Faktor Bobot (1,0)		Faktor Bobot (0,7)		Faktor Bobot (0,4)		
	ARAH A	A*0,5	ARAH A	A*1,0	ARAH A	A*0,7	ARAH A	A*0,4	
07.00-08.00	21	10.5	23	23	30	21	36	14.4	68.9
08.00-09.00	27	13.5	32	32	43	30.1	38	15.2	90.8
09.00-10.00	23	11.5	32	32	41	28.7	54	21.6	93.8
10.00-11.00	26	13	39	39	46	32.2	44	17.6	101.8
11.00-12.00	27	13.5	44	44	48	33.6	36	14.4	105.5
12.00-13.00	22	11	47	47	46	32.2	33	13.2	103.4
13.00-14.00	20	10	51	51	53	37.1	32	12.8	110.9
14.00-15.00	27	13.5	54	54	47	32.9	43	17.2	117.6
15.00-16.00	20	10	62	62	44	30.8	47	18.8	121.6
16.00-17.00	17	8.5	56	56	52	36.4	55	22	122.9
17.00-18.00	28	14	61	61	43	30.1	65	26	131.1
18.00-19.00	22	11	40	40	36	25.2	54	21.6	97.8
19.00-20.00	25	12.5	36	36	38	26.6	43	17.2	92.3

### Data Perhitungan Hambatan Samping Hasil Survei Hari Sabtu Arah B

SABTU ARAH B									
JAM	PED		PSV		EEV		SMV		Total
	Faktor Bobot( 0,5)		Faktor Bobot (1,0)		Faktor Bobot (0,7)		Faktor Bobot (0,4)		
	ARAH B	A*0,5	ARAH B	A*1,0	ARAH B	A*0,7	ARAH B	A*0,4	
07.00-08.00	22	11	20	20	27	18.9	31	12.4	62.3
08.00-09.00	24	12	33	33	32	22.4	30	12	79.4
09.00-10.00	27	13.5	44	44	46	32.2	54	21.6	111.3
10.00-11.00	22	11	36	36	42	29.4	50	20	96.4
11.00-12.00	20	10	45	45	47	32.9	48	19.2	107.1
12.00-13.00	18	9	56	56	51	35.7	45	18	118.7
13.00-14.00	25	12.5	64	64	60	42	55	22	140.5
14.00-15.00	36	18	61	61	56	39.2	47	18.8	137
15.00-16.00	34	17	69	69	58	40.6	64	25.6	152.2
16.00-17.00	35	17.5	46	46	46	32.2	56	22.4	118.1
17.00-18.00	23	11.5	52	52	39	27.3	50	20	110.8
18.00-19.00	30	15	43	43	35	24.5	44	17.6	100.1
19.00-20.00	23	11.5	32	32	41	28.7	36	14.4	86.6

Data Perhitungan Hambatan Samping Hasil Survei Hari Minggu Arah A

MINGGU ARAH A									
JAM	PED		PSV		EEV		SMV		Total
	Faktor Bobot( 0,5)		Faktor Bobot (1,0)		Faktor Bobot (0,7)		Faktor Bobot (0,4)		
	ARAH A	A*0,5	ARAH A	A*1,0	ARAH A	A*0,7	ARAH A	A*0,4	
07.00-08.00	18	9	17	17	32	22.4	28	11.2	59.6
08.00-09.00	21	10.5	23	23	41	28.7	37	14.8	77
09.00-10.00	38	19	36	36	36	25.2	49	19.6	99.8
10.00-11.00	34	17	47	47	46	32.2	37	14.8	111
11.00-12.00	27	13.5	59	59	48	33.6	28	11.2	117.3
12.00-13.00	21	10.5	78	78	56	39.2	38	15.2	142.9
13.00-14.00	30	15	63	63	65	45.5	59	23.6	147.1
14.00-15.00	28	14	69	69	78	54.6	67	26.8	164.4
15.00-16.00	35	17.5	76	76	68	47.6	83	33.2	174.3
16.00-17.00	20	10	60	60	54	37.8	88	35.2	143
17.00-18.00	18	9	55	55	45	31.5	69	27.6	123.1
18.00-19.00	20	10	45	45	32	22.4	45	18	95.4
19.00-20.00	24	12	31	31	42	29.4	32	12.8	85.2

Data Perhitungan Hambatan Samping Hasil Survei Hari Minggu Arah B

MINGGU ARAH B									
JAM	PED		PSV		EEV		SMV		Total
	Faktor Bobot( 0,5)		Faktor Bobot (1,0)		Faktor Bobot (0,7)		Faktor Bobot (0,4)		
	ARAH B	A*0,5	ARAH B	A*1,0	ARAH B	A*0,7	ARAH B	A*0,4	
07.00-08.00	21	10.5	35	35	38	26.6	25	10	82.1
08.00-09.00	26	13	39	39	31	21.7	30	12	85.7
09.00-10.00	31	15.5	46	46	49	34.3	43	17.2	113
10.00-11.00	29	14.5	56	56	57	39.9	41	16.4	126.8
11.00-12.00	38	19	62	62	64	44.8	37	14.8	140.6
12.00-13.00	21	10.5	69	69	56	39.2	43	17.2	135.9
13.00-14.00	26	13	73	73	73	51.1	52	20.8	157.9
14.00-15.00	24	12	75	75	86	60.2	74	29.6	176.8
15.00-16.00	39	19.5	83	83	78	54.6	78	31.2	188.3
16.00-17.00	34	17	56	56	64	44.8	89	35.6	153.4
17.00-18.00	25	12.5	43	43	43	30.1	76	30.4	116
18.00-19.00	22	11	44	44	47	32.9	56	22.4	110.3
19.00-20.00	28	14	34	34	36	25.2	3	1.2	74.4



## Data Proyeksi penduduk kota Surabaya (jiwa) tahun 2018 – 2020

### Proyeksi Penduduk Kota Surabaya (Jiwa), 2018-2020

« back

xlsx

Data series subyek **Kependudukan** juga dapat diakses melalui **Fitur Tabel Dinamis**.

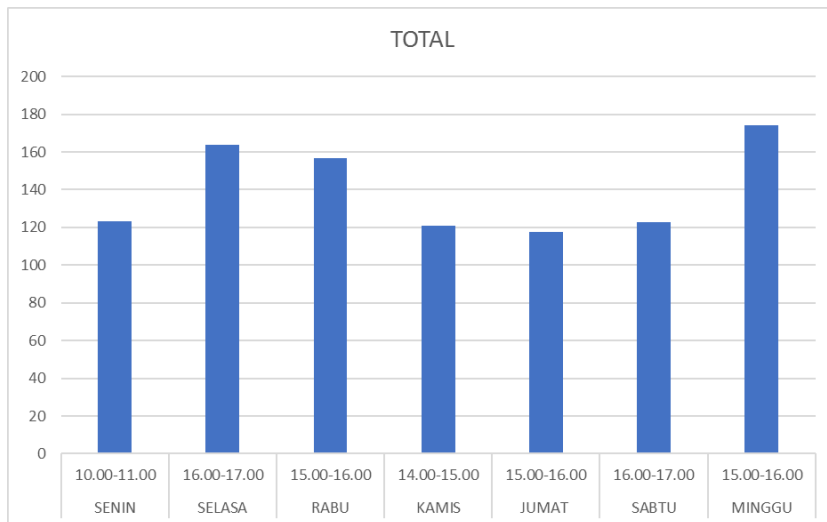
Data Series : **2018-2020** 2015-2017 2012-2014 2011-2011

Proyeksi Penduduk Kota Surabaya (Jiwa)								
Laki-laki			Perempuan			Jumlah		
2018	2019	2020	2018	2019	2020	2018	2019	2020
07 999	107 043	106 096	103 565	102 663	101 785	211 564	209 706	207 881
08 635	107 536	106 192	104 265	103 436	102 441	212 900	210 972	208 633
99 068	98 976	98 710	95 176	95 048	94 735	194 244	194 024	193 445
09 179	108 479	108 057	118 953	118 284	117 814	228 132	226 763	225 871
143 705	144 661	145 046	147 072	147 358	147 368	290 777	292 019	292 414
136 143	137 343	138 428	134 994	135 581	136 003	271 137	272 924	274 431
126 616	125 978	125 760	127 371	126 098	125 530	253 987	252 076	251 290
117 794	116 992	115 853	119 940	119 206	117 878	237 734	236 198	233 731
106 362	105 843	105 416	108 880	108 846	108 898	215 242	214 689	214 314
95 144	95 379	95 330	101 417	101 564	101 506	196 561	196 943	196 836
85 490	86 854	87 930	93 475	94 898	96 000	178 965	181 752	183 930
70 803	72 281	73 813	77 440	79 841	82 107	148 243	152 122	155 920
50 433	52 247	53 836	49 876	52 420	54 715	100 309	104 667	108 551
33 810	35 742	37 547	32 170	33 603	35 425	65 980	69 345	72 972
18 348	19 089	20 109	20 406	20 853	21 331	38 754	39 942	41 440
16 048	16 545	17 030	24 978	25 508	26 062	41 026	42 053	43 092
125 577	1 430 988	1 435 153	1 459 978	1 465 207	1 469 598	2 885 555	2 896 195	2 904 751

### Data Perhitungan Hambatan Samping Arah A Jam Tersibuk Hari Senin-Minggu

HARI	JAM	Arah A								Total
		PED		PSV		EEV		SMV		
		Faktor Bobot( 0,5)		Faktor Bobot (1,0)		Faktor Bobot (0,7)		Faktor Bobot (0,4)		
		ARAH A	A*0,5	ARAH A	A*1,0	ARAH A	A*0,7	ARAH A	A*0,4	
SENIN	10.00-11.00	43	21.5	52	52	51	35.7	35	14	123.2
SELASA	16.00-17.00	27	13.5	79	79	68	47.6	59	23.6	163.7
RABU	15.00-16.00	24	12	74	74	69	48.3	56	22.4	156.7
KAMIS	14.00-15.00	23	11.5	53	53	58	40.6	39	15.6	120.7
JUMAT	15.00-16.00	21	10.5	46	46	57	39.9	53	21.2	117.6
SABTU	16.00-17.00	17	8.5	56	56	52	36.4	55	22	122.9
MINGGU	15.00-16.00	35	17.5	76	76	68	47.6	83	33.2	174.3

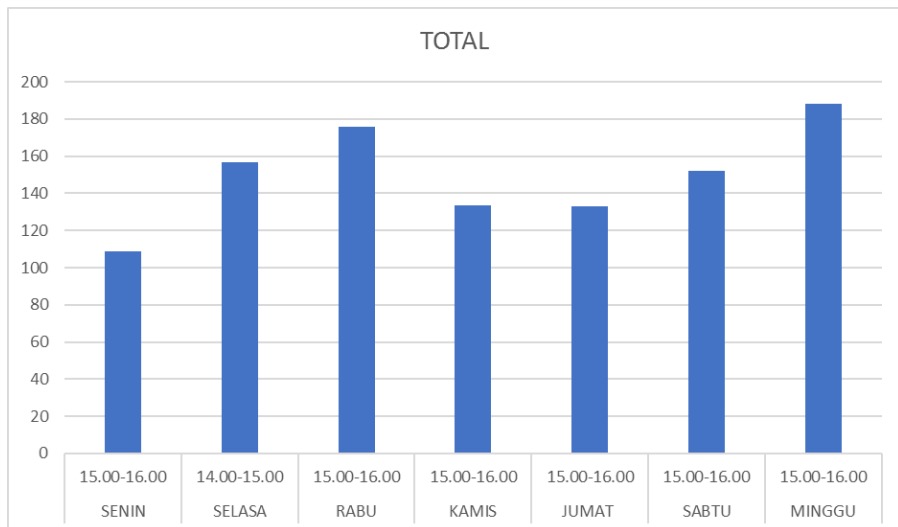
### Grafik Hambatan Samping Arah A Jam Tersibuk Hari Senin-Minggu



### Data Perhitungan Hambatan Samping Arah B Jam Tersibuk Hari Senin-Minggu

		ARAH B								
HARI	JAM	PED		PSV		EEV		SMV		Total
		Faktor Bobot ( 0,5)		Faktor Bobot (1,0)		Faktor Bobot (0,7)		Faktor Bobot (0,4)		
		ARAH B	A*0,5	ARAH B	A*1,0	ARAH B	A*0,7	ARAH B	A*0,4	
SENIN	15.00-16.00	37	18.5	47	47	29	20.3	57	22.8	108.6
SELASA	14.00-15.00	36	18	78	78	56	39.2	54	21.6	156.8
RABU	15.00-16.00	27	13.5	83	83	75	52.5	67	26.8	175.8
KAMIS	15.00-16.00	26	13	61	61	55	38.5	53	21.2	133.7
JUMAT	15.00-16.00	26	13	59	59	57	39.9	53	21.2	133.1
SABTU	15.00-16.00	34	17	69	69	58	40.6	64	25.6	152.2
MINGGU	15.00-16.00	39	19.5	83	83	78	54.6	78	31.2	188.3

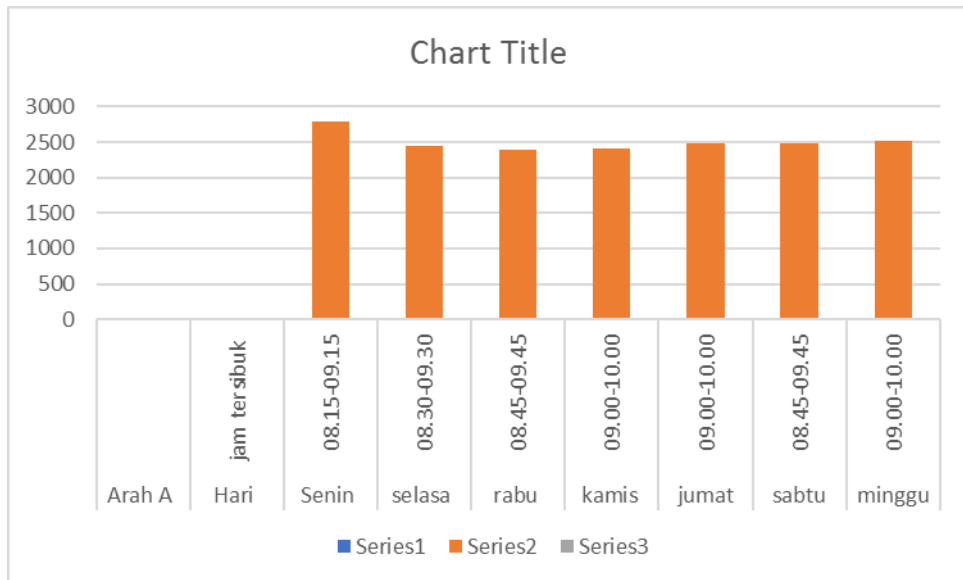
### Grafik Hambatan Samping Arah B Jam Tersibuk Hari Senin-Minggu



Data Perhitungan Volume Lalu Lintas Jam Terpadat Arah A Hari Senin-Minggu

Arah A		
Hari	jam tersibuk	Total Skr/jam
Senin	08.15-09.15	2793.65
Selasa	08.30-09.30	2445.4
Rabu	08.45-09.45	2387.85
Kamis	09.00-10.00	2408.45
Jumat	09.00-10.00	2473.15
Sabtu	08.45-09.45	2480.3
Minggu	09.00-10.00	2525.15

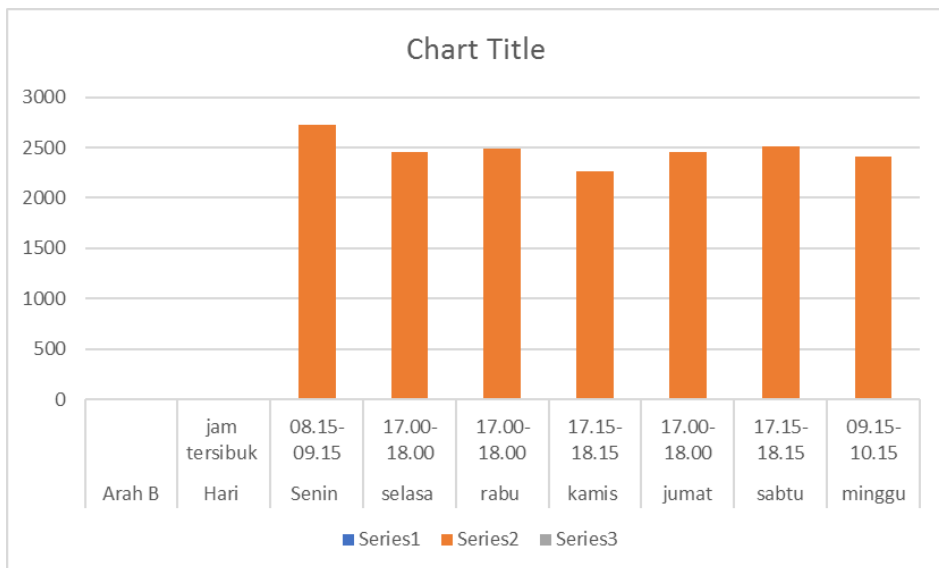
Grafik Volume Lalu Lintas Arah A untuk Jam Terpadat Hari Senin-Minggu



Data Perhitungan Volume Lalu Lintas Jam Terpadat Arah B Hari Senin-Minggu

Arah B		
Hari	jam tersibuk	Total Skr/jam
Senin	08.15-09.15	2719.4
Selasa	17.00-18.00	2456.75
Rabu	17.00-18.00	2485.35
Kamis	17.15-18.15	2266.75
Jumat	17.00-18.00	2453.1
Sabtu	17.15-18.15	2508
Minggu	09.15-10.15	2409.35

Grafik Volume Lalu Lintas Arah A untuk Jam Terpadat Hari Senin-Minggu



Lampiran C

Foto Survei Lapangan













