

LAMPIRAN

LAMPIRAN 1

DAFTAR POPULASI PERUSAHAAN FARMASI YANG TERDAFTAR DI BEI PERIODE 2019-2021

No	Kode	Nama Perusahaan	Tanggal Pencatatan	Sub Sektor
1.	SCPI	Organon Pharma Indonesia Tbk	08/06/1990	Farmasi
2.	DVLA	Darya-Varia Laboratoria Tbk	11/11/1994	Farmasi
3.	TSPC	Tempo Scan Pacific Tbk	17/06/1994	Farmasi
4.	KLBF	Kalbe Farma Tbk	30/07/1991	Farmasi
5.	MERK	Merck Tbk	23/07/1981	Farmasi
6.	PYFA	Pyridam Farma Tbk	16/10/2001	Farmasi
7.	INAF	Indofarma Tbk	17/04/2001	Farmasi
8.	SIDO	Industri Jamu dan Farmasi Sido	18/12/2013	Farmasi
9	KAEF	Kimia Farma Tbk	04/07/2001	Farmasi
10.	PEHA	Phapros Tbk	26/12/2018	Farmasi
11.	SOHO	Soho Global Heath Tbk	08/09/2020	Farmasi

Sumber: www.idx.xo.id

LAMPIRAN 2**DAFTAR SAMPEL PERUSAHAAN FARMASI
YANG TERDAFTAR DI BEI PERIODE 2019-2021**

No	Kode	Nama Perusahaan	Tanggal Pencatatan	Sub Sektor
1.	SCPI	Organon Pharma Indonesia Tbk	08/06/1990	Farmasi
2.	DVLA	Darya-Varia Laboratoria Tbk	11/11/1994	Farmasi
3.	TSPC	Tempo Scan Pacific Tbk	17/06/1994	Farmasi
4.	KLBF	Kalbe Farma Tbk	30/07/1991	Farmasi
5.	MERK	Merck Tbk	23/07/1981	Farmasi
6.	PYFA	Pyridam Farma Tbk	16/10/2001	Farmasi
7.	INAF	Indofarma Tbk	17/04/2001	Farmasi
8.	SIDO	Industri Jamu dan Farmasi Sido	18/12/2013	Farmasi
9	KAEF	Kimia Farma Tbk	04/07/2001	Farmasi
10.	PEHA	Phapros Tbk	26/12/2018	Farmasi

Sumber: www.idx.co.id

LAMPIRAN 3**HASIL PERHITUNGAN LIKUIDITAS (CR)
PERIODE 2019-2021**

Perusahaan	Periode	Aktiva lancar	Hutang Lancar	Current Ratio
SCPI	2019	1,114,801	187,602	5.942
	2020	1,112,991	740,613	1.503
	2021	763,884	204,350	3.738
DVLA	2019	1,280,212	439,444	2.913
	2020	1,400,242	555,844	2.519
	2021	1,526,662	595,102	2.565
TSPC	2019	5,432,638	1,953,608	2.781
	2020	5,941,096	2,008,023	2.959
	2021	6,238,986	1,895,260	3.292
KLBF	2019	11,222,491	2,577,109	4.355
	2020	13,075,332	3,176,726	4.116
	2021	15,712,210	3,534,656	4.445
MERK	2019	675,011	269,085	2.509
	2020	678,405	266,348	2.547
	2021	768,123	282,931	2.715
PYFA	2019	95,946	27,198	3.528
	2020	129,342	44,749	2.890
	2021	326,431	251,838	1.296
INAF	2019	829,104	440,827	1.881
	2020	1,134,733	836,752	1.356
	2021	1,411,390	1,045,188	1.350
SIDO	2019	1,716,235	416,211	4.123
	2020	2,052,081	560,043	3.664
	2021	2,244,707	543,370	4.131
KAEF	2019	7,344,707	7,392,140	0.994
	2020	6,093,104	6,786,942	0.898
	2021	6,303,474	5,980,181	1.054
PEHA	2019	1,198,694	1,183,750	1.013
	2020	984,115	1,044,059	0.943
	2021	949,125	732,025	1.297

Sumber: diolah oleh penulis

LAMPIRAN 4**HASIL PERHITUNGAN SOLVABILITAS (DAR)
PERIODE 2019-2021**

Perusahaan	Periode	Total Liabilitas	Total Asset	Debt to Asset Ratio
SCPI	2019	800,704	1,417,704	0.565
	2020	766,072	1,598,282	0.479
	2021	239,608	1,212,161	0.198
DVLA	2019	523,882	1,829,961	0.286
	2020	660,425	1,986,712	0.332
	2021	705,107	2,085,905	0.338
TSPC	2019	2,581,734	8,372,770	0.308
	2020	2,727,422	9,104,658	0.300
	2021	2,769,023	9,644,327	0.287
KLBF	2019	3,559,144	20,264,727	0.176
	2020	4,288,218	22,564,300	0.190
	2021	4,400,757	25,666,635	0.171
MERK	2019	307,049	901,061	0.341
	2020	217,218	929,901	0.234
	2021	342,223	1,026,267	0.333
PYFA	2019	66,060	190,786	0.346
	2020	70,944	228,575	0.310
	2021	639,121	806,222	0.793
INAF	2019	879,000	1,383,935	0.635
	2020	1,283,008	1,713,335	0.749
	2021	1,503,569	2,011,879	0.747
SIDO	2019	472,191	3,536,898	0.134
	2020	627,776	3,849,516	0.163
	2021	597,785	4,068,970	0.147
KAEF	2019	10,939,950	18,357,877	0.596
	2020	10,457,145	17,562,817	0.595
	2021	10,528,322	17,760,195	0.593
PEHA	2019	1,275,110	2,096,719	0.608
	2020	1,175,080	1,915,989	0.613
	2021	1,097,562	1,838,539	0.597

Sumber: diolah oleh penulis

LAMPIRAN 5

**HASIL PERHITUNGAN MAKRO EKONOMI (INFLASI)
PERIODE 2019-2021**

Perusahaan	Periode	Inflasi
SCPI	2019	0.030
	2020	0.020
	2021	0.016
DVLA	2019	0.030
	2020	0.020
	2021	0.016
TSPC	2019	0.030
	2020	0.020
	2021	0.016
KLBF	2019	0.030
	2020	0.020
	2021	0.016
MERK	2019	0.030
	2020	0.020
	2021	0.016
PYFA	2019	0.030
	2020	0.020
	2021	0.016
INAF	2019	0.030
	2020	0.020
	2021	0.016
SIDO	2019	0.030
	2020	0.020
	2021	0.016
KAEF	2019	0.030
	2020	0.020
	2021	0.016
PEHA	2019	0.030
	2020	0.020
	2021	0.016

Sumber: diolah oleh penulis

LAMPIRAN 6**HASIL PERHITUNGAN KEPUTUSAN INVESTASI (PER)**

Perusahaan	Periode	Harga per Saham	Laba Saham	PER
SCPI	2019	870	31.292	27.803
	2020	4,030	60.656	66.440
	2021	2,230	32.970	67.637
DVLA	2019	2,191	198	11.066
	2020	2,169	145	14.959
	2021	2,470	131	18.855
TSPC	2019	1,578	123	12.829
	2020	1,275	172	7.413
	2021	1,465	183	8.005
KLBF	2019	1,550	53.48	28.983
	2020	1,447	58.31	24.816
	2021	1,470	67.92	21.643
MERK	2019	3,586	175	20.491
	2020	2,702	160	16.888
	2021	3,324	294	11.306
PYFA	2019	182	17.46	10.424
	2020	589	41.31	14.258
	2021	1,053	10.24	102.832
INAF	2019	2,607	2.57	1,014.397
	2020	2,000	0.01	200,000.000
	2021	2,574	-12.12	(212.376)
SIDO	2019	1,275	54.3	23.481
	2020	805	31.38	25.653
	2021	865	42.28	20.459
KAEF	2019	2,863	2.86	1,001.049
	2020	2,102	3.68	571.196
	2021	2,735	54.42	50.257
PEHA	2019	1,715	121	14.174
	2020	1,276	58	22.000
	2021	1,203	13	92.538

Sumber: diolah oleh penulis

LAMPIRAN 7**HASIL UJI ANALISIS DESKRIPTIF (SPSS 25)**

Descriptive Statistics					
	N	Minimum	Maximum	Mean	Std. Deviation
CR	25	.943	5.942	2.91352	1.267484
DAR	25	.134	.793	.35368	.179891
Inflasi	25	.016	.030	.02176	.006009
PER	25	7.413	102.832	29.40840	25.957941
Valid N (listwise)	25				

Sumber: diolah oleh penulis

LAMPIRAN 8**HASIL PENGUJIAN ASUMSI KLASIK (SPSS 25)****UJI NORMALITAS**

One-Sample Kolmogorov-Smirnov Test		
		Unstandardized Residual
N	25	
Normal Parameters ^{a,b}	Mean	.0000000
	Std. Deviation	20.17494580
Most Extreme Differences	Absolute	.136
	Positive	.136
	Negative	-.105
Test Statistic	.136	
Asymp. Sig. (2-tailed)	.200 ^{c,d}	

UJI AUTOKORELASI

Model Summary^b					
Model	R	R Square	Adjusted R Square	Std. Error of the Estimate	Durbin-Watson
1	.629 ^a	.396	.310	21.567924	1.576

Sumber: diolah oleh penulis

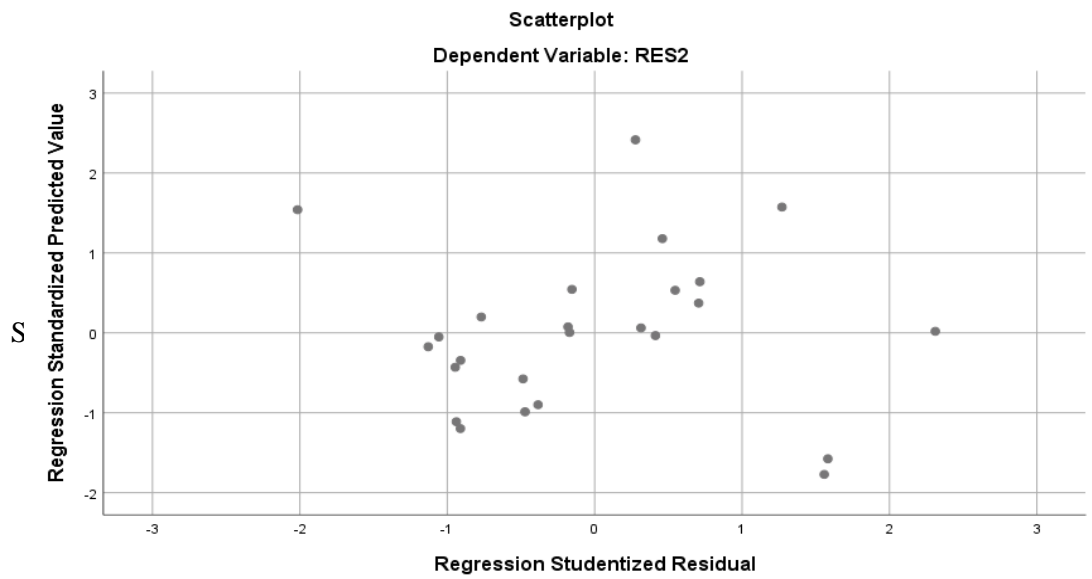
UJI MULTIKOLENIARITAS

Coefficients^a								
Model		Unstandardized Coefficients		Standardized Coefficients	t	Sig.	Collinearity Statistics	
		B	Std. Error	Beta			Tolerance	VIF
1	(Constant)	26.798	25.566		1.048	.306		
	CR	2.292	4.749	.112	.483	.634	.535	1.869
	DAR	83.201	32.488	.577	2.561	.018	.567	1.762
	Inflasi	-1539.242	762.500	-.356	-2.019	.056	.923	1.083

a. Dependent Variable: PER

Sumber: diolah oleh penulis

UJI HETEROSKEDASTISITAS



Sumber: diolah oleh penulis

LAMPIRAN 9**HASIL ANALISIS REGRESI LINIER BERGANDA (SPSS 25)**

Coefficients^a						
Model		Unstandardized Coefficients		Standardized Coefficients	T	Sig.
		B	Std. Error	Beta		
1	(Constant)	26.798	25.566		1.048	.306
	CR	2.292	4.749	.112	.483	.634
	DAR	83.201	32.488	.577	2.561	.018
	Inflasi	-1539.242	762.500	-.356	-2.019	.056

a. Dependent Variable: PER

Sumber: diolah oleh penulis

UJI KOEFISIEN DETERMINASI

Model Summary^b					
Model	R	R Square	Adjusted R Square	Std. Error of the Estimate	Durbin-Watson
1	.629 ^a	.396	.310	21.567924	1.576

Sumber: diolah oleh penulis

UJI STATISTIK F

ANOVA^a						
Model		Sum of Squares	df	Mean Square	F	Sig.
1	Regression	6402.870	3	2134.290	4.588	.013 ^b
	Residual	9768.683	21	465.175		
	Total	16171.553	24			

a. Dependent Variable: PER

b. Predictors: (Constant), Inflasi, DAR, CR

Sumber: diolah oleh penulis


UJI PARSIAL (t)

Coefficients^a						
Model		Unstandardized Coefficients		Standardized Coefficients	T	Sig.
		B	Std. Error	Beta		
1	(Constant)	26.798	25.566		1.048	.306
	CR	2.292	4.749	.112	.483	.634
	DAR	83.201	32.488	.577	2.561	.018
	Inflasi	-1539.242	762.500	-.356	-2.019	.056
a. Dependent Variable: PER						

Sumber: diolah oleh penulis

LAMPIRAN 10


KARTU BIMBINGAN




UNIVERSITAS 17 AGUSTUS 1945 (UNTAG) SURABAYA
FAKULTAS EKONOMI DAN BISNIS
 Kampus: Jl. Semolowaru 45 Surabaya 60118, Telp (031) 5925289, E-mail: feb@untag-sby.ac.id

SEMESTER
Gasal / Genap
2022, 2023


KARTU BIMBINGAN SKRIPSI



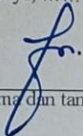


Nama Mahasiswa / NBI : Setiawan Jody
 Nama Pembimbing : Dr. Ulfi. Pristiana, M.Si
 Judul Skripsi : PENGARUH LIKUIDITAS, SOLVABILITAS, DAN
MAKRO EKONOMI TERHADAP KEPUTUSAN INVESTASI

Mulai Program Skripsi : Semester 7 Thn. Ak Selesai Bimbingan Tanggal

No.	HARI / TANGGAL	KONSENTRASI		PARAF
		BAB / HAL	KETERANGAN REVISI	
1.	20-09-2022	Judul	ACC	
2.	23-09-2022	Bab I, II	Revisi	
3.	30-09-2022	Bab II, III	Revisi	
4.	11-10-2022	Bab I, II, III	Revisi	
5.	17-10-2022	Bab I, II, III	Ace Lempro	
6.	01-11-2022	Bab IV, V	Revisi	
7.	22-11-2022	Bab IV	Revisi	
8.	13-12-2022	Bab V	Revisi	
9.	02-01-2023	Bab IV, V	ACC	

Perpanjangan I _____
 Semester : _____
 Th. Ak. : _____
 Paraf Kajor : _____

Surabaya, 2-1-2023

 (Nama dan tanda tangan Pembimbing)