

THESIS

THE EFFECT OF CUSTOMER DELIGHT, BRAND IMAGE AND PRODUCT INNOVATION ON ERIGO BRAND PURCHASE DECISIONS IN THE CITY OF SURABAYA



Oleh :

RAFIE SATRIATAMA
NBI: 1211800140

FACULTY OF ECONOMICS AND BUSINESS
UNIVERSITY 17 AUGUST 1945 SURABAYA
2022

THESIS

**THE EFFECT OF CUSTOMER DELIGHT, BRAND IMAGE AND PRODUCT
INNOVATION ON ERIGO BRAND PURCHASE DECISIONS
IN THE CITY OF SURABAYA**

Submitted to the Faculty of Economics and Business to meet the requirements for
obtaining a Bachelor's Degree in Management



By :
Rafif Satriatama
NBI : 1211800140

**FACULTY OF ECONOMICS AND BUSINESS
UNIVERSITY 17 AUGUST 1945 SURABAYA
2022**

**THE EFFECT OF CUSTOMER DELIGHT, BRAND IMAGE, PRODUCT
INNOVATION ON THE PURCHASE DECISION OF THE ERIGO BRAND
IN THE CITY OF SURABAYA**

TITLE

**Submitted to the Faculty of Economics and Business to meet the requirements
for obtaining a Bachelor's Degree in Management**

Arranged by :

Rafif Satriatama

NBI:1211800140

STUDY PROGRAM :

MANAGEMENT

FACULTY OF ECONOMICS AND BUSINESS

UNIVERSITY 17 AUGUST 1945 SURABAYA

2022

SUPERVISOR CERTIFICATION SHEET

Full name : Rafiif Satriatama

NBI : 1211800140

Faculty : Economics And Business

Study program : Management

Title :

"INFLUENCE OF CUSTOMER DELIGHT, BRAND IMAGE, PRODUCT
INNOVATION ON THE PURCHASE DECISION OF THE ERIGO BRAND IN
SURABAYA CITY"

Surabaya, June 5, 2022

Knowing/Agreeing

Advisor

Dr. Siti Mujanah, MBA. PH.D.

20220.93.0319

THESIS APPROVAL SHEET

Student name : Rafiif Satriatama
NBI : 1211800184
thesis title : The influence of customer delight, brand image, product
innovation on purchasing decisions for the Erigo brand in Surabaya

Surabaya, 11 August 2022

Knowing :
Head of Management Study Program
Faculty of Economics and Business 17
August 1945 University Surabaya

Approved by Advisor

Dr. Ulfi Pristiana, M.Si
NPP: 07.141263.01

Dr. Nanis Susanti, MM

Knowing
Dean of the Faculty of Economics and Business
17 August 1945 University

Dr. H. Slamet Riyadi, M.Sc., Ak., CA
NPP : 20220.93.0319

STATEMENT LETTER OF ANTI PLAGIAT

I, the undersigned below :

Name : Rafiif Satriatama (L)
NBI : 1211800140
Faculty : Economics and Business
Study Program : Management
NIK (KTP) : 3505136805000002
Home Address (KTP) : Jl. Mulyorejo Tengah No. 61 Mulyorejo District,
Mulyorejo Village Surabaya, East Java

Hereby declare the thesis entitled :

"The influence of customer delight, brand vision, product innovation on the decision to purchase the Erigo brand in the city of Surabaya".

It is really the result of my own design, writing and thoughts, and is not the result of plagiarism or copying or adapting other people's scientific writings in the form of articles, theses, theses, or dissertations.

Thus, I make this Statement Letter in truth, if in the future it is proven that the thesis I wrote is the result of plagiarism, then I am willing to accept any sanctions for my actions and take responsibility independently without having anything to do with the Supervisor and Institutional Lecturer of the Faculty of Economics, Untag Surabaya.

Surabaya, August 25, 2022

Arranged by

Rafif Satriatama

STATEMENT LETTER OF ANTIPLAGIAT

I, the undersigned below:

Name : Rafif Satriatama (L)
NBI 1211800140
Faculty : Economics and Business
Study Program : Management
NIK (KTP) 3505136805000002
Home Address (KTP) : Jl. Mulyorejo Tengah No. 61 Mulyorejo District,
Mulyorejo Village Surabaya, East Java

Hereby declare the thesis entitled :

"The influence of customer delight, brand vision, product innovation on the decision to purchase the Erigo brand in the city of Surabaya".

It is really the result of my own design, writing and thoughts, and is not the result of plagiarism or copying or adapting other people's scientific writings in the form of articles, theses, theses, or dissertations.

Thus, I make this Statement Letter in truth, if in the future it is proven that the thesis I wrote is the result of plagiarism, then I am willing to accept any sanctions for my actions and take responsibility independently without having anything to do with the Supervisor and Institutional Lecturer of the Faculty of Economics, Untag Surabaya.

Surabaya, August 25, 2022

214BAARX204956095
 Rafi Satriatama



**UNIVERSITY
17 AUGUST 1945
SURABAYA**

LIBRARY AGENCY

Jl. Semolowaru 45 Surabaya
PHONE. 031 593 1800 (Ext. 311)
e-mail : perpus@untag-sby.ac.id

**PUBLICATION APPROVAL SHEET
SCIENTIFIC WORKS FOR ACADEMIC PURPOSES**

As the Academic Community of the University of 17 August 1945, Surabaya,
I, the undersigned :

Name : Rafiif Satriatama
NBI/NPM : 1211800140
Faculty : Economics And Business
Study program : Management
Type of Work : Thesis

For the sake of scientific development, I agree to grant to the Library Board of
the University of 17 August 1945 Surabaya Non-exclusive Royalty-Free Right, for
my work entitled :

“The Influence of Customer Delight, Brand Image, Product Innovation on Erigo
Brand Purchase Decisions in Surabaya City”

With the Non-exclusive Royalty-Free Right, the Library Board of the
University of 17 August 1945 Surabaya has the right to store, transfer media or
format, process in the form of a database (database, maintain, publish my scientific
work as long as my name is listed as the author.

Made in : University of 17 August 1945 Surabaya
At the date of : September 5, 2022

That state,

(Rafiif Satriatama)



UNIVERSITY
17 AUGUST 1945
SURABAYA

LIBRARY ACADEMIC
Jl. Semolowaru 45 Surabaya
PHONE: (031) 592 1000
e-mail: perpustakaan@unswa.ac.id

PUBLICATION APPROVAL SHEET SCIENTIFIC WORKS FOR ACADEMIC PURPOSES

As the Academic Community of the University of 17 August 1945, Surabaya, the undersigned :

Name : Rafiif Satriatama
NBI/NPM : 1211800140
Faculty : Economics And Business
Study program : Management
Type of Work : Thesis

For the sake of scientific development, I agree to grant to the Library Board of the University of 17 August 1945 Surabaya Non-exclusive Royalty-Free Right my work entitled :

"The Influence of Customer Delight, Brand Image, Product Innovation on Brand Purchase Decisions in Surabaya City"

With the Non-exclusive Royalty-Free Right, the Library Board of the University of 17 August 1945 Surabaya has the right to store, transfer media format, process in the form of a database (database, maintain, publish my scientific work as long as my name is listed as the author.

Made in : University of 17 August 1945 Surabaya
At the date of : September 5, 2022



(Rafiif Satriatama)

TEST TEAM APPROVAL SHEET

Defended in front of the Council for Thesis Examiner of the Faculty of Economics and Business, University of 17 August 1945, Surabaya and declared accepted to fulfill the requirements to obtain a Bachelor of Economics on,, .2022

TEST TEAM

1. Dr. Sumiati, MM -Chairman
2. Dra. Ratnaningsih SY, MM - Member
3. Dra. Erwin Dyah A, MM - Member

certify,
Faculty of Economics and Business, University of 17 August 1945, Surabaya
Dean,

Dr. H. Slamet Riyadi, Msi. AK., Ca.


LEMBAR PENGESAHAN UJIAN SKRIPSI

Dipertahankan didepan sidang Dewan Penguji Skripsi Fakultas Ekonomi dan Bisnis Universitas 17 Agustus 1945 Surabaya dan dinyatakan diterima untuk memenuhi syarat guna memperoleh gelar Sarjana Ekonomi pada tanggal 24 Juni 2022.


TIM PENGUJI :

TANDA TANGAN


1. Dr. Siti Mujanah MBA.,Ph.D - Ketua

: 

2. Dra. Ec. Ratnaningsih SY,MM - Anggota

: 

3. Dra. Ec. Sri Budi Kasiyati,MM - Anggota

: 

Mengesahkan
Fakultas Ekonomi dan Bisnis Universitas 17 Agustus 1945 Surabaya
D e k a n ,



Dr. H. Slamet Riyadi, M.Si., Ak., CA.

NPP. 20220.93.0319

MOTTO

Keep on dreaming of those dreams. Effort and hard work, prayer as sincere form. Later success or not there will come a sense of satisfaction – Boy

Candra

Meanwhile

If you already have a dream, give a date for its achievement, and it will become a goal. Remember, ideals are dreams that date – Mario Teguh

Trying to be a better a man everyday, because doing good doesn't need a reason. –

Rafiif Satriatama

Trying to be the best every day, because doing good doesn't need a reason.

PAGE PAGE

With great gratitude to Allah SWT, I dedicate this thesis to:

To my parents Mrs. Jujuk Lastriah, SH and Mr. Yayan Heryadi and my sister Deannissa Belva Kirana and all my beloved extended family, thank you for the abundance of prayers, enthusiasm, motivation, love and attention, and support that has been given so far.

Thank you friends and loved ones for your support and prayers.

And for my alma mater, the Management Study Program, Faculty of Economics and Business, University of 17 August 1945, where I gained knowledge and learned a lot about the journey of life and its experiences.

FOREWORD

I thank God Almighty who has bestowed His grace and guidance so that I was given the opportunity to continue my education in the Bachelor of Economics Program and complete this thesis with pride.

I take this opportunity to thank all those who have provided assistance, direction, and encouragement during the completion of this thesis. Therefore, I express my gratitude to:

1. Thanks to Dr. Siti Mujanah, MBA. Ph.D. as a supervisor who has given a lot of direction, guidance, and additional knowledge and insight. I am very grateful for the time that has been given to guide, correct and provide advice in carrying out research and writing this thesis. Thank you also for helping me a lot during my study process
2. Prof. Dr. Mulyanto Nugroho, MM., CMA., CPA, as Chancellor of the University of 17 August 1945 Surabaya, who has given me the opportunity to study and complete the Bachelor of Management Economics Program at the Faculty of Economics and Business, University of 17 August 1945 Surabaya
3. Dr. H. Slamet Riyadi, M.si., Ak., CA. as Dean of the Faculty of Economics and Business, University of 17 August 1945 Surabaya for the opportunities and facilities as well as the guidance that has been given to me while studying at the 17 August 1945 University Surabaya.
4. Dra. Ec Ulfi Pristiana, M.Si as the head of the management study program, Universitas 17 August 1945 Surabaya, who has given me the opportunity because it has helped me a lot in my lecture process.
5. Thanks also to the leadership of the company and several sales persons of Erigo, namely Cak Allan Chandra and his friends
6. Mr and Mrs examiners who have taken the time to test, direct and of course provide and add to my scientific insight and provide the best advice during the implementation of the research.
7. Mr. and Mrs. Lecturers of the Faculty of Economics and Business, University of 17 August 1945, Surabaya who have provided useful knowledge.
8. All Administrative Staff and Employees at the Faculty of Economics and Business, University of 17 August 1945, Surabaya, who have supported and helped me a lot from the beginning of my studies to the examination of this thesis.
9. My family goes to Mamsky Jujuk Lastriah, SH and also Papsky Yayan Heryadi and my sister Deannissa Belva Kirana who always pray for me

to make it easier and easier for me to do this thesis and also give me endless encouragement. Thanks all for your support me in everything and I love you all.

10. Thank you to all the International Management children Ayu Nurahmawati, Brianjoni Budiono, Farhan Cheng, Feterrido Wahyu Viando, Dimas Prasetyo, Maulana Murthado Suyono, Aria Rezandy, Yulia Kumala, Lailatul Marom, Thank you very much for helping, guiding, and giving encouragement and motivation as well as some prayers from you that can give me energy to be able to finish this thesis
11. Thanks also to some regular children who also helped and provided motivation such as Alfy Kharimah, Nandan Prasetyo, Acha and several other names.
12. Thanks also to Nanda Naufalia who also helped me to make the questionnaire and always gave me encouragement, motivation and prayers every day.
13. Thanks also to my friends, Cak and Ning Surabaya 2021, who also always pray for and encourage me to finish this thesis as soon as possible.
14. Thanks also to my two friends from high school until now, namely Muhammad Nur Hidayat, Muhammad Iqbal who always gave encouragement, encouragement and motivation and prayed for me to finish this thesis soon.

I realize that this thesis is still far from perfect due to limited experience and knowledge. Therefore, I expect all forms of advice and input and even constructive criticism from various parties. Hopefully this thesis can be useful for readers and all parties, especially in the field of marketing management.


Surabaya, 13 June 2021

Rafif Satriatama
NBI : 1211800140

- to make it easier and easier for me to do this thesis and also give me endless encouragement. Thanks all for your support me in everything and I love you all.
10. Thank you to all the International Management children A Nurahmawati, Brianjoni Budiono, Farhan Cheng, Feterrido Wah Viando, Dimas Prasetyo, Maulana Murthado Suyono, Aria Reza Yulia Kumala, Lailatul Marom, Thank you very much for helping guiding, and giving encouragement and motivation as well as some prayers from you that can give me energy to be able to finish this thesis.
 11. Thanks also to some regular children who also helped and provided motivation such as Alfy Kharimah, Nandan Prasetyo, Acha and several other names.
 12. Thanks also to Nanda Naufalia who also helped me to make the questionnaire and always gave me encouragement, motivation and prayers every day.
 13. Thanks also to my friends, Cak and Ning Surabaya 2021, who always pray for and encourage me to finish this thesis as soon as possible.
 14. Thanks also to my two friends from high school until now, named Muhammad Nur Hidayat, Muhammad Iqbal who always gave encouragement, encouragement and motivation and prayed for me to finish this thesis soon.

I realize that this thesis is still far from perfect due to limited experience and knowledge. Therefore, I expect all forms of advice and input and even constructive criticism from various parties. Hopefully this thesis can be useful for readers and all parties, especially in the field of marketing management.

Surabaya, 13 June 2021


Rafif Satriatama
 NBI: 1211800140

This study aims to determine the effect of product innovation on consumer purchase behavior in Surabaya. This type of research is qualitative. The respondents who are taken incidentally are customers of Erigo brand products in Surabaya. The probability sampling technique, this study uses a questionnaire. The data collection method used is a survey. The data analysis technique used is multiple regression testing using the F test and t test.

Keywords : Customer delight, Brand loyalty, Purchase decision

ABSTRACT

This study aims to determine the effect of customer delight, brand image and product innovation on consumer purchasing decisions on erigo brand products in Surabaya. This type of research is quantitative research. The population is all customers of Erigo brand products in Surabaya. The number of samples taken is 100 respondents who are taken incidentally. The sampling technique used is the basic probability sampling technique, this technique is randomization or a coincidence. The data collection method used is a survey with a questionnaire instrument that is using a questionnaire. Test the instrument using Validity and Reliability Test. The data analysis technique used is multiple linear regression analysis with hypothesis testing using the F test and t test.

Keywords : Customer delight, Brand image and product innovation, Purchase decision

ABSTRACT

This study aims to determine the effect of customer satisfaction, brand image and product innovation on consumer purchasing on Erigo brand products in Surabaya. This type of research is quantitative research. The population is all customers of the Erigo brand in Surabaya. The number of samples taken is 100 respondents who are taken incidentally. The sampling technique used is the basic probability sampling technique, this technique is randomization or a coincidence. The data collection method used is a survey with a questionnaire instrument that is using a questionnaire. Test Instruments using Validity and Realibility tests. The data analysis technique used is multiple linear regression analysis with hypothesis testing using the F test and T test. Based on the research results obtained from multiple linear regression analysis,

Keywords : Customer delight, Brand image and Product innovation, Purchasing decisions

SUMMARY

THE EFFECT OF CUSTOMER DELIGHT, BRAND IMAGE, AND PRODUCT INNOVATION ON THE PURCHASE DECISION OF THE ERIGO BRAND IN THE CITY OF SURABAYA

The problem studied is whether there is influence of customer delight, brand image, product innovation partially or simultaneously on purchasing decisions. This study aims to determine the effect of customer delight, brand image, product innovation partially or simultaneously on purchasing decisions. The hypothesis in this research is Customer Delight whether it has a significant effect on purchasing decisions for the Erigo brand in the city of Surabaya, whether the brand image has a significant effect on purchasing decisions for the Erigo brand in the city of Surabaya, product innovation has a significant effect on purchasing decisions for the Erigo brand in the city of Surabaya and whether customer delight, image Brand, Product Innovation simultaneously has a significant effect on purchasing decisions for the Erigo brand in the city of Surabaya. The population used in this study were all customers who bought the local brand Erigo in the city of Surabaya by using a sample determination technique, namely probability sampling. The basis of probability sampling is randomization or coincidence, so it is also known as random sampling. The number of samples required for this study were 100 respondents. The data collection method used is the distribution of questionnaires (questionnaires). The data analysis technique used is validity test, reliability test, and multiple linear regression analysis. The hypothesis test used is the t test and F test. The data analysis in this study uses the help of SPSS version 26. Based on the research results obtained from multiple linear regression analysis are so it is also known as random sampling. The number of samples required for this study were 100 respondents. The data collection method used is the distribution of questionnaires (questionnaires). The data analysis technique used is validity test, reliability test, and multiple linear regression analysis. The hypothesis test used is the t test and F test. The data analysis in this study uses the help of SPSS version 26. Based on the research results obtained from multiple linear regression analysis are so it is also known as random sampling. The number of samples required for this study were 100 respondents. The data collection method used is the distribution of questionnaires (questionnaires). The data analysis technique used is validity test, reliability test, and multiple linear regression analysis. The hypothesis test used is the t test and F test. The data analysis in this study uses the help of SPSS version 26. Based on the research results

obtained from multiple linear regression analysis are $Y = 5.547 + 0.204(X1) + 0.506(X2) + 0.093(X3)$. The results of the t-test hypothesis show that the Customer Delight variable partially has an influence on purchasing decisions, it can be seen from the sig value of $0.013 < 0.005$ and the value of $2.533 > t_{table} 1.660$. Partially brand image also has a significant influence on purchasing decisions, it can be seen from the value of sig $0.000 < 0.005$ and the value of $4.292 > t_{table} 1.660$. So the two variables have the same significant effect on purchasing decisions, but on the other hand the third variable, namely product innovation, is not significant on purchasing decisions for the Erigo brand in the city of Surabaya with a sig value of $0.039 > 0.005$ with a t value of $1.022 > t_{table} 1.660$. The results of the F-test hypothesis show that customer delight, brand image, product innovation simultaneously have a significant influence on purchasing decisions, the results obtained are sig. $0.000 < 0.005$ and Fcount $78.973 > F_{table} 2.699$. Which means that H3 is accepted and the variables X1, X2 and X3 have a simultaneous and significant effect on the variable Y

The conclusions in this study indicate that customer delight, brand image have a significant and accepted effect but not for product innovation variables which are not significant for purchasing decisions for the Erigo brand in the city of Surabaya. Meanwhile, the simultaneous variables of Customer delight, brand image and product innovation have a simultaneous influence on purchasing decisions for the Erigo brand in the city of Surabaya.

SUMMARY
THE INFLUENCE OF CUSTOMER DELIGHT, BRAND IMAGE, AND
PRODUCT INNOVATION ON THE PURCHASE DECISION ON ERIGO
BRAND IN THE CITY OF SURABAYA

The problem studied is whether there is influence of customer delight, brand image, product innovation partially or simultaneously on purchasing decisions. This study aims to determine the effect of customer delight, brand image, product innovation partially or simultaneously on purchasing decisions. The hypothesis in this study is customer delight whether it has a significant effect on purchasing decisions for the Erigo brand in the city of Surabaya, whether brand image has a significant effect on purchasing decisions for the Erigo in the city for Surabaya, product innovation has a significant effect on purchasing decisions for the Erigo brand in the city of Surabaya and whether Customer delight, Brand image, Product innovation simultaneously has a significant effect on purchasing decisions for the Erigo brand in the city of Surabaya. The populations used in this study were all customers who bought the local brand Erigo in the city of Surabaya by using a sample determination technique, namely probability sampling. The basic of probability sampling is randomizations or coincidence, so it is also known as random sampling. The number of samples needed for this study were 100 respondents. The data collection method used is the distribution of a questionnaire. The data analysis technique used is validity test, reliability test, and multiple linear regression analysis. The hypothesis test used is the T test and F test. Data analysis in this study uses the help of SPSS version 26, Based on the results of the study obtained from multiple linear regression analysis is $Y = 5.547 + 0.204 (X1) + 0.506 (X2) + 0.093 (X3)$ the results of the t-test hypothesis show that the customer delight variable partially has an influence on purchasing decisions, it can be seen from the sig value of $0.013 < 0.005$ and the value of $2.533 > \text{table } 1.660$. Partially Brand image also has a significant influence on purchasing decisions, it can be seen from the sig value of $0.000, 0.005$ and the value of $4.292 > 1.660$. So the two variables have the same significant effect on purchasing decisions, but on the other hand the third variable, namely Product innovation, is not significant on purchasing decisions for the Erigo brand in the city of Surabaya with a sig value of $0.0039 > 0.005$ with a value of $1.022 > \text{t table } 1.660$. The results of the F test hypothesis show that customer delight, brand image, product innovation simultaneously have a significant influence on purchasing decisions, the results obtained are sig $0.000 < 0.005$ and Fcount $78.973 > \text{F table } 2.699$. Which means that H3 is accepted and the variables X1, X2, X3 have a simultaneous and significant effect on the variable Y

The conclusions in this study indicate that customer delight, brand image, have a significant and accepted effect but not for product innovation variables which are not significant for purchasing decisions for the Erigo brand in the city of Surabaya. Meanwhile, for the simultaneous variables of customer delight, brand image and product innovation have a simultaneous influence on purchasing decisions Erigo brand in Surabaya

TABLE OF CONTENTS

SUPERVISOR CERTIFICATION SHEET	i
MOTTO.....	ii
PAGE PAGE	vii
ABSTRACT	x
PIG	Error! Bookmark not defined.
PRELIMINARY.....	1
1.1 Background	1
1.2 Problem Formulation.....	3
1.3 Research Objectives	3
1.4 Research Benefits.....	3
CHAPTER II.....	5
LITERATURE REVIEW.....	5
2.1 Theoretical Foundation	5
2.1.1 Marketing Management	5
2.1.2 Customer Delight	9
2.1.2.1 Definition of Customer delight.....	9
2.1.2.2 Customer Delight Concept	10
2.1.2.3 Customer Delight Benefits	13
2.1.2.4 Dimensions of customer delight.....	13
2.1.2.5 Indicators of Customer delight	14
2.1.3 Brand Image	14
2.1.3.1 Definition of Brand Image	14
2.1.3.2 Factors influencing brand image	15
2.1.3.3 Dimensions of Brand Image.....	15
2.1.3.4 Brand image indicators.....	16
2.1.4 Product Innovation	16
2.1.4.1 Definition of Product Innovation	16
2.1.4.2 Dimensions of product innovation:	16
2.1.4.3. Product Innovation Indicator.....	17
2.1.5 Purchase Decision	18
2.1.5.1 Definition of Purchase Decision.....	18
2.1.5.2 Stages of Purchase Decision.....	18
2.1.5.3 The Role of Consumers in Purchasing Decisions	19
2.1.5.4 Purchase Decision Indicators	20
2.2 Past research.....	20

2.3 Relationship Between Variables	22
2.3.1 Relationship between Customer delight and purchasing decisions.....	22
2.3.2 Relationship of brand image to purchasing decisions	23
2.3.3 The relationship between product innovation and purchasing decisions	23
2.4 Conceptual Framework	23
2.5 Hypothesis	24
CHAPTER III.....	26
RESEARCH METHODS.....	26
3.1 Research Design.....	26
3.2 Place and Time of Research	26
3.2.1 Research Site	26
3.2.2 Research Time.....	26
3.3 Types and sources of data	26
3.3.1 Data Type	26
3.3.2 Data sources	26
3.4 Population and Sample.....	26
3.4.1 Population	26
3.4.2 Sample.....	27
3.5 Data collection techniques	27
3.5.1 Questionnaire (Questionnaire)	28
3.6 Variable Definition and Operational Definition.....	28
3.6.1 Customer Delight (X1).....	28
3.6.2 Brand Image (X2).....	28
3.6.3 Product Innovation (X3).....	29
3.6.4 Purchase Decision (Y).....	29
3.7 Data Processing Process.....	29
3.8 Data Analysis Techniques	30
3.8.1 Instrument Test.....	30
3.8.2 Classical Assumption Test	31
3.9 Hypothesis Testing Techniques.....	32
3.9.1 Data Analysis	32
3.9.1.1 Multiple Linear Analysis.....	32
3.9.2 Hypothesis Testing Techniques	33
3.9.1.1 t-test (Partial).....	33
3.9.1.2 f test (simultaneous)	33
CHAPTER IV	35
RESEARCH RESULTS AND DISCUSSION.....	35
4.1 Overview of Research Objects	35

4.1.1 Erigo Brand local Indonesia	35
4.1.2 Erigo's Brand Purpose	36
4.1.3 Vision and Mission of Erigo Perusahaan Company	36
4.1.4 Organizational Structure	37
4.2 Description of Research Results.....	37
4.2.1 Descriptive Analysis Results.....	38
4.3 Instrument Test.....	43
4.3.1 Validity Test.....	43
4.3.2 Reliability Test	47
4.4 Data Analysis	47
4.4.1 Classical Assumption Test	47
4.4.1.1 Normality test.....	47
4.4.1.2 Multicollinearity Test.....	48
4.4.1.3 Heteroscedasticity Test.....	49
4.5 Hypothesis Testing	49
4.5.1 Multiple Linear Regression Analysis	49
4.5.2 T Test (Partial)	51
4.5.3 F Test (Simultaneous)	52
4.5.4 Coefficient of Determination (R ²)	53
4.6 Discussion of Research Findings	53
4.6.1 Influence of Customer Delight on Purchase Decision	53
4.6.3 Effect of Brand Image on Purchase Decision	53
4.6.4 Effect of Product Innovation on Purchase Decision	54
4.7 Research Implications	54
4.7.1 Research Limitations.....	55
CHAPTER V	56
CLOSING	56
5.1 CONCLUSION	56
5.2 SUGGESTIONS.....	56
ATTACHMENT	60
Appendix 1	61
Appendix 2	66
Appendix 3	73
Appendix 4.....	85
Appendix 5	91
Appendix 6.....	92
Appendix 7.....	93
Appendix 8.....	93

Appendix 9	94
Appendix 10	95
Appendix 11	95
Appendix 12	96
Appendix 13	96