

## LAMPIRAN

### 1. Data Laporan Keuangan PT. Wijaya Karya Tbk Tahun 2018 & 2019

**PT WIJAYA KARYA (PERSERO) TBK (INDUK)**  
**LAPORAN POSISI KEUANGAN**  
 Pada Tanggal 31 Desember 2019 dan 2018  
 (Dalam Ribuan Rupiah, kecuali Dinyatakan Lain)

**PT WIJAYA KARYA (PERSERO) TBK (PARENT)**  
**STATEMENTS OF FINANCIAL POSITION**  
 As of December 31, 2019 and 2018  
 (In Thousand Rupiah, unless Otherwise Stated)

	2019 Rp	2018 Rp	
<b>ASET</b>			<b>ASSETS</b>
<b>ASET LANCAR</b>			<b>CURRENT ASSETS</b>
Kas dan Setara Kas	5,685,971,414	10,008,368,830	Cash and Cash Equivalents
Piutang Usaha - Neto	612,357,365	1,577,022,708	Trade Account Receivables - Net
Piutang Retensi - Neto	1,197,746,350	1,413,535,131	Retention Receivables - Net
Tagihan Bruto Pemberi Kerja - Neto	9,911,625,416	8,328,238,496	Due From Customer - Net
Piutang Yang Belum Ditagih	1,000,344,316	556,407,924	Unbill Receivable
Piutang Lain-Lain	1,097,878,250	1,917,194,578	Other Receivables
Persediaan	844,519,146	923,760,937	Inventories
Uang Muka	520,768,627	723,627,920	Advances
Pajak Dibayar Dimuka	737,640,126	1,000,408,462	Prepaid Taxes
Biaya Dibayar Dimuka	248,313,235	301,023,181	Prepaid Expense
Jaminan Usaha	44,826,308	40,044,461	Business Guarantee
Bagian jangka pendek dari Piutang Sewa Jangka Panjang	--	58,645,244	Current portion of Long Term Lease Receivables
<b>TOTAL ASET LANCAR</b>	<b>21,901,990,553</b>	<b>26,848,277,872</b>	<b>TOTAL CURRENT ASSETS</b>
<b>ASET TIDAK LANCAR</b>			<b>NON-CURRENT ASSETS</b>
Piutang Lain-Lain	3,984,331,159	3,984,331,159	Other Receivables
Investasi Pada Entitas Anak	7,307,736,585	6,226,818,050	Investment in Subsidiaries
Investasi Pada Entitas Asosiasi	467,423,870	201,193,584	Investment in Associates
Aset Keuangan Lainnya	567,436,921	1,645,100,416	Other Financial Assets
Uang Muka Dikurangi Bagian Lancar	280,000,000	280,000,000	Advances Net Current Portion
Investasi Pada Ventura Bersama	2,781,428,090	1,022,911,800	Investment in Joint Venture
Properti Investasi	107,788,388	72,763,288	Investment Property
Aset Tetap - Neto	469,979,740	620,880,439	Fixed Assets - Net
Aset Lain-Lain	37,523,766	19,023,576	Other Assets
<b>Jumlah Aset Tidak Lancar</b>	<b>16,003,648,519</b>	<b>14,073,022,312</b>	<b>Total Non- Current Assets</b>
<b>JUMLAH ASET</b>	<b>37,905,639,072</b>	<b>40,921,300,184</b>	<b>TOTAL ASSETS</b>

**PT WIJAYA KARYA (PERSERO) TBK (INDUK)**  
**LAPORAN POSISI KEUANGAN**  
**(Lanjutan)**  
 Pada Tanggal 31 Desember 2019 dan 2018  
 (Dalam Ribuan Rupiah, kecuali Dinyatakan Lain)

**PT WIJAYA KARYA (PERSERO) TBK (PARENT)**  
**STATEMENTS OF FINANCIAL POSITION**  
**(Continued)**  
 As of December 31, 2019 and 2018  
 (In Thousand Rupiah, unless Otherwise Stated)

	2019 Rp	2018 Rp	
<b>LIABILITAS</b>			<b>LIABILITIES AND EQUITY</b>
<b>LIABILITAS JANGKA PENDEK</b>			<b>CURRENT LIABILITIES</b>
Pinjaman Jangka Pendek	3,069,514,390	2,737,488,177	Short Term Loans
Utang Usaha	6,892,246,146	8,075,376,905	Trade Payables
Utang Lain-Lain	35,491,439	728,829,313	Other Payables
Kewajiban Bruto Pemberi Kerja	--	9,705,502	Due to Customer
Utang Pajak	175,659,057	247,045,726	Tax Payable
Beban Akrua	6,517,702,391	7,188,023,065	Accrued Expenses
Pendapatan Diterima Dimuka	162,884	1,168,310	Unearned Revenue
Bagian Jangka Pendek dari Utang Sewa Pembiayaan	--	11,988,489	Short Term Portion of Lease Payables
<b>Jumlah Liabilitas Jangka Pendek</b>	<b>16,690,776,307</b>	<b>18,999,625,487</b>	<b>Total Short Term Liabilities</b>
<b>LIABILITAS JANGKA PANJANG</b>			<b>LONG TERM LIABILITIES</b>
Liabilitas Imbalan Pasca Kerja	97,180,289	23,901,983	Employee Benefits Liabilities
Uang Muka Proyek	2,714,871,114	2,711,942,488	Advances for Long Term Projects
Bagian Jangka Panjang Setelah Dikurangi Bagian Jangka Pendek			Long Term Portion Net of Short Term Portion
Pinjaman Jangka Menengah	5,351,872,547	5,334,622,512	Medium Term Notes
Utang Sewa Pembiayaan	121,450,950	156,754,757	Lease Payables
Pinjaman Jangka Panjang	--	1,766,368,511	Long Term Loan
<b>Jumlah Liabilitas Jangka Panjang</b>	<b>8,285,374,900</b>	<b>9,993,590,251</b>	<b>Total Long Term Liabilities</b>
<b>JUMLAH LIABILITAS</b>	<b>24,976,151,207</b>	<b>28,993,215,738</b>	<b>TOTAL LIABILITIES</b>
<b>EKUITAS</b>			<b>EQUITY</b>
Modal Saham			Share Capital
Nilai Nominal: Rp100 (nilai penuh) per Saham			Par Value: Rp100 (full amount) per Share
Modal Dasar - 35.000.000.000 Saham			Authorized Capital - 35,000,000,000 Shares
Modal Ditempatkan dan Disetor Penuh - 8.969.951.372 Saham	896,995,137	896,995,137	Issued and Fully Paid-Up - 8,969,951,372 Share
Modal Saham Diperoleh Kembali	--	(10,272,110)	Treasury Stock
Tambahan Modal Disetor	6,580,118,756	6,579,533,138	Additional Paid-In Capital
Surat Berharga Perpetual	597,600,000	597,600,000	Perpetual Securities
Saldo Laba	4,854,773,972	3,864,228,281	Retained Earnings
<b>Total Ekuitas</b>	<b>12,929,487,865</b>	<b>11,928,084,446</b>	<b>Total Equity</b>
<b>JUMLAH LIABILITAS DAN EKUITAS</b>	<b>37,905,639,072</b>	<b>40,921,300,184</b>	<b>TOTAL LIABILITIES AND EQUITY</b>

**PT WIJAYA KARYA (PERSERO) TBK (INDUK)**  
**LAPORAN LABA RUGI DAN PENGHASILAN**  
**KOMPREHENSIF LAIN**

Untuk Tahun-tahun yang Berakhir pada Tanggal  
 31 Desember 2018 dan 2017

(Dalam Ribuan Rupiah, kecuali Dinyatakan Lain)

**PT WIJAYA KARYA (PERSERO) TBK (PARENT)**  
**STATEMENTS OF PROFIT OR LOSS**  
**AND OTHER COMPREHENSIVE INCOME**

For the Years Ended  
 December 31, 2018 and 2017

(In Thousand Rupiah, unless Otherwise Stated)

	2019 Rp	2018 Rp	
<b>PENDAPATAN BERSIH</b>	15,684,435,089	18,989,153,568	<b>NET REVENUES</b>
<b>BEBAN POKOK PENDAPATAN</b>	(13,991,687,674)	(17,120,516,742)	<b>COST OF REVENUES</b>
<b>LABA KOTOR</b>	<b>1,692,747,415</b>	<b>1,868,636,826</b>	<b>GROSS PROFIT</b>
<b>BEBAN USAHA</b>			<b>OPERATING EXPENSES</b>
Beban Penjualan	(7,208,371)	(5,196,732)	<i>Selling Expenses</i>
Beban Umum dan Administrasi	(527,020,360)	(467,443,811)	<i>General and Administrative Expenses</i>
Pendapatan Lain-lain	724,665,930	616,459,524	<i>Other Income</i>
Beban Lain-lain	(19,167,366)	(36,894,784)	<i>Other Expenses</i>
Laba Usaha	<b>1,864,017,248</b>	<b>1,975,561,023</b>	<i>Operating Profit</i>
Beban Pajak Penghasilan Final	(444,830,364)	(506,179,107)	<i>Final Income Tax Expenses</i>
Beban Keuangan	(471,346,195)	(787,174,598)	<i>Finance Cost</i>
Bagian Rugi Entitas Asosiasi	(255,621,939)	(141,713,371)	<i>Loss on Associate Entity</i>
Bagian Laba Entitas Ventura Bersama	829,645,123	445,239,466	<i>Share in Profit of Joint Venturer</i>
	<b>(342,153,375)</b>	<b>(989,827,610)</b>	
<b>LABA SEBELUM PAJAK PENGHASILAN</b>	<b>1,521,863,873</b>	<b>985,733,413</b>	<b>PROFIT BEFORE INCOME TAX</b>
Beban Pajak Penghasilan	(33,624,781)	(49,979,650)	<i>Income Tax Expense</i>
<b>LABA BERSIH</b>	<b>1,488,239,092</b>	<b>935,753,763</b>	<b>NET INCOME</b>
<b>PENDAPATAN KOMPREHENSIF LAIN SETELAH PAJAK</b>			<b>OTHER COMPREHENSIVE INCOME AFTER TAX</b>
Pendapatan (Beban) Komprehensif Lainnya yang Tidak Direklasifikasi ke Laba Rugi: Keuntungan (Kerugian) aktuarial Atas Program Imbal kerja Pasti	(88,641,669)	85,579,638	<i>Other Comprehensive Income that Will not be Reclassified to Profit or Loss Actuarial Gain (Loss) Defined Benefit Plan</i>
<b>JUMLAH PENDAPATAN KOMPREHENSIF TAHUN BERJALAN</b>	<b>1,399,597,423</b>	<b>1,021,333,401</b>	<b>TOTAL COMPREHENSIVE INCOME FOR THE YEAR</b>

## 2. Data Laporan Keuangan PT. Wijaya Karya Tbk Tahun 2020 & 2021

**PT WIJAYA KARYA (PERSERO) Tbk  
DAN ENTITAS ANAK  
LAPORAN POSISI KEUANGAN  
KONSOLIDASIAN**  
Per 31 Desember 2021 dan 2020  
(Dalam Ribuan Rupiah, kecuali Dinyatakan Lain)

**PT WIJAYA KARYA (PERSERO) Tbk  
AND SUBSIDIARIES  
CONSOLIDATED STATEMENTS OF  
FINANCIAL POSITION**  
As of December 31, 2021 and 2020  
(In Thousand Rupiah, unless Otherwise Stated)

	Catatan/ Notes	2021 Rp	2020 Rp	
<b>ASET</b>				<b>ASSETS</b>
<b>ASET LANCAR</b>				<b>CURRENT ASSETS</b>
Kas dan Setara Kas	4, 50, 52, 54	6,983,869,555	14,951,761,071	Cash and Cash Equivalents
Piutang Usaha - Neto	5, 50, 54			Trade Accounts Receivables - Net
Pihak Berelasi	52	589,277,072	580,229,536	Related Parties
Pihak Ketiga		1,677,557,643	1,595,323,900	Third Parties
Piutang Retensi - Neto	6, 50, 54			Retention Receivables - Net
Pihak Berelasi	52	653,841,615	803,182,145	Related Parties
Pihak Ketiga		602,976,239	846,405,607	Third Parties
Tagihan Bruto Pemberi Kerja - Neto	7			Gross Amount Due From Customers - Net
Pihak Berelasi	52	2,768,401,548	2,507,911,972	Related Parties
Pihak Ketiga		1,299,265,668	1,816,321,974	Third Parties
Piutang Yang Belum Ditagih	8, 54	2,214,485,025	2,301,753,900	Unbilled Receivables
Piutang Lain-lain - Bagian Lancar	9, 54			Other Receivables - Current Portion
Pihak Berelasi	52	1,062,498,084	4,790,456,117	Related Parties
Pihak Ketiga		21,250,189	35,725,553	Third Parties
Persediaan	10	10,934,220,807	9,813,054,227	Inventories
Uang Muka - Bagian Lancar	11	773,691,698	862,322,924	Advance Payments - Current Portion
Pajak Dibayar di Muka	28.a	1,724,202,907	2,139,155,664	Prepaid Taxes
Biaya Dibayar di Muka	12	929,061,293	806,885,740	Prepaid Expense
Jaminan Usaha	13, 54	111,046,671	97,721,979	Business Guarantee
Pekerjaan dalam Proses	14			Working in Progress
Pihak Berelasi	52	2,518,332,724	2,005,193,171	Related Parties
Pihak Ketiga		2,322,655,374	2,027,540,245	Third Parties
<b>TOTAL ASET LANCAR</b>		<b>37,186,634,112</b>	<b>47,980,945,725</b>	<b>TOTAL CURRENT ASSETS</b>
<b>ASET TIDAK LANCAR</b>				<b>NON-CURRENT ASSETS</b>
Uang Muka - Bagian Tidak Lancar	11	3,885,355,089	280,000,000	Advance Payments - Non Current Portion
Tanah untuk Pengembangan	15	2,033,627,294	1,215,038,229	Land for Development
Investasi pada Entitas Asosiasi	16	1,864,824,022	1,709,108,024	Investment in Associates
Investasi pada Ventura Bersama	17.a	6,371,991,131	4,622,540,381	Investment in Joint Venture
Properti Investasi - Neto	18	1,919,752,812	1,869,383,153	Investment Property - Net
Aset Tetap - Neto	19	8,832,862,346	5,026,009,676	Fixed Assets - Net
Aset Kerja Sama Operasi	20	422,499,261	297,970,277	Joint Operation Assets
Goodwill	21	4,847,052	4,847,052	Goodwill
Investasi Jangka Panjang Lainnya	22, 54	1,044,857,732	781,390,852	Other Long Term Investments
Aset Takberwujud	23	5,128,200,072	3,864,332,299	Intangible Assets
Aset Pajak Tangguhan	28.e	90,880,418	63,688,614	Deferred Tax Assets
Aset Lain-Lain	24, 54	599,463,005	393,930,931	Other Assets
<b>Jumlah Aset Tidak Lancar</b>		<b>32,199,160,234</b>	<b>20,128,239,488</b>	<b>Total Non- Current Assets</b>
<b>JUMLAH ASET</b>		<b>69,385,794,346</b>	<b>68,109,185,213</b>	<b>TOTAL ASSETS</b>



**PT WIJAYA KARYA (PERSERO) Tbk  
DAN ENTITAS ANAK  
LAPORAN POSISI KEUANGAN  
KONSOLIDASIAN**  
Per 31 Desember 2021 dan 2020  
(Dalam Ribuan Rupiah, kecuali Dinyatakan Lain)

**PT WIJAYA KARYA (PERSERO) Tbk  
AND SUBSIDIARIES  
CONSOLIDATED STATEMENTS OF  
FINANCIAL POSITION**  
As of December 31, 2021 and 2020  
(In Thousand Rupiah, unless Otherwise Stated)


	<i>Catatan/ Notes</i>	<b>2021 Rp</b>	<b>2020 Rp</b>	
<b>LIABILITAS DAN EKUITAS</b>				<b>LIABILITIES AND EQUITY</b>
<b>LIABILITAS JANGKA PENDEK</b>				<b>CURRENT LIABILITIES</b>
Pinjaman Jangka Pendek	25, 54			Short Term Loans
Pihak Berelasi	52	7,883,528,484	6,577,119,108	Related Parties
Pihak Ketiga	7262326	6,206,416,907	8,786,231,520	Third Parties
Utang Usaha	26, 54			Trade Payables
Pihak Berelasi	52	251,215,296	246,706,801	Related Parties
Pihak Ketiga		12,572,935,343	13,994,784,042	Third Parties
Utang Lain-Lain	27, 54			Other Payables
Pihak Berelasi	52	819,709,777	--	Related Parties
Pihak Ketiga		401,619,599	475,183,076	Third Parties
Utang Pajak	28.b	409,938,933	329,076,176	Tax Payable
Uang Muka dari Pelanggan	29	645,717,709	1,495,256,500	Advances Received From Customers
Beban Akrual	30, 54	5,776,222,854	6,503,696,764	Accrued Expenses
Pendapatan Diterima di Muka	31	93,115,361	111,220,038	Unearned Revenue
Bagian Jangka Pendek dari				Current Portion of
Pinjaman Jangka Menengah	32, 54	1,345,000,000	5,605,000,000	Medium Term Notes
Liabilitas Sewa	35, 54	100,152,089	44,193,711	Lease Liabilities
Pinjaman Jangka Panjang	36, 52, 54	463,997,551	44,062,200	Long Term Loan
<b>Jumlah Liabilitas Jangka Pendek</b>		<b>36,969,569,903</b>	<b>44,212,529,836</b>	<b>Total Current Liabilities</b>
<b>LIABILITAS JANGKA PANJANG</b>				<b>NON-CURRENT LIABILITIES</b>
Liabilitas Imbalan Kerja	33	219,811,351	180,732,726	Employee Benefits Liabilities
Liabilitas Pajak Tangguhan	28.e	91,020,854	98,483,073	Deferred Tax Liabilities
Uang Muka dari Pelanggan	29	317,844,357	--	Advances Received From Customers
Uang Muka Proyek Jangka Panjang	34	1,262,796,550	1,434,955,926	Advances From Long Term Projects
Utang Lain-Lain	27, 54	124,513,968	304,163,608	Other Payables non current portion
Bagian Jangka Panjang Setelah				Long Term Portion
Dikurangi Bagian Jangka Pendek				Net of Current Portion
Pinjaman Jangka Menengah	32, 54	545,000,000	1,789,410,414	Medium Term Notes
Liabilitas Sewa	35, 54	248,981,082	116,619,557	Lease Liabilities
Pinjaman Jangka Panjang	36, 52, 54	4,186,189,997	1,323,633,155	Long Term Loan
Utang Ventura Bersama	17.b	528,701,937	--	Joint Venture Payables
Obligasi	37.a, 54	5,706,286,635	1,491,231,747	Bond
Sukuk Mudharabah	37.b, 54	1,750,000,000	500,000,000	Sukuk Mudharabah
<b>Jumlah Liabilitas Jangka Panjang</b>		<b>14,981,146,731</b>	<b>7,239,230,206</b>	<b>Total Non-Current Liabilities</b>
<b>JUMLAH LIABILITAS</b>		<b>51,950,716,634</b>	<b>51,451,760,142</b>	<b>TOTAL LIABILITIES</b>
<b>EKUITAS</b>				<b>EQUITY</b>
<b>Ekuitas yang dapat diatribusikan kepada Pemilik Entitas Induk</b>				<b>Equity Attributable To Owners of the Parent Entity</b>
Modal Saham				Share Capital
Nilai Nominal: Rp100 (nilai penuh) per Saham				Par Value: Rp100 (full amount) per Share
Modal Dasar - 35.000.000.000 Saham				Authorized Capital - 35,000,000,000 Shares
Modal Ditempatkan dan Disetor				Issued and Fully Paid-Up -
Penuh - 8.969.951.372 Saham	38	896,995,137	896,995,137	8,969,951,372 Shares
Modal Saham Diperoleh Kembali	39	(110,000)	(110,000)	Treasury Shares
Tambah Modal Disetor	40	6,555,498,737	6,555,498,737	Additional Paid-In Capital
Perubahan Ekuitas Entitas Anak		1,137,690,341	1,238,083,880	Changes in Equity of Subsidiaries
Surat Berharga Perpetual	41	--	597,600,000	Perpetual Securities
Saldo Laba				Retained Earnings
Cadangan Bertujuan		335,759,957	335,759,957	General Reserves
Saldo Laba yang belum ditentukan penggunaannya		79,761,505	12,815,947	Unappropriated Retained Earnings
Cadangan Lainnya		4,041,487,282	4,041,487,282	Other Reserves
<b>Sub Total</b>		<b>13,047,082,959</b>	<b>13,678,130,940</b>	<b>Sub Total</b>
<b>Kepentingan Non Pengendali</b>	44	4,387,994,753	2,979,294,131	<b>Non Controlling Interest</b>
<b>Total Ekuitas</b>		<b>17,435,077,712</b>	<b>16,657,425,071</b>	<b>Total Equity</b>
<b>JUMLAH LIABILITAS DAN EKUITAS</b>		<b>69,385,794,346</b>	<b>68,109,185,213</b>	<b>TOTAL LIABILITIES AND EQUITY</b>

**PT WIJAYA KARYA (PERSERO) Tbk  
DAN ENTITAS ANAK  
LAPORAN LABA RUGI DAN  
PENGHASILAN KOMPREHENSIF LAIN  
KONSOLIDASIAN**  
Untuk Tahun-Tahun yang Berakhir pada Tanggal  
31 Desember 2021 dan 2020  
(Dalam Ribuan Rupiah, kecuali Dinyatakan Lain)

**PT WIJAYA KARYA (PERSERO) Tbk  
AND SUBSIDIARIES  
CONSOLIDATED STATEMENTS  
OF PROFIT OR LOSS AND  
OTHER COMPREHENSIVE INCOME**  
For the Years Ended  
December 31, 2021 and 2020  
(In Thousand Rupiah, unless Otherwise Stated)

	Catatan/ Notes	2021 Rp	2020 Rp	
<b>PENDAPATAN NETO</b>	45	17,809,717,726	16,536,381,639	<b>NET REVENUES</b>
<b>BEBAN POKOK PENDAPATAN</b>	46	(16,115,147,791)	(15,011,596,163)	<b>COST OF REVENUES</b>
<b>LABA BRUTO</b>		<b>1,694,569,935</b>	<b>1,524,785,476</b>	<b>GROSS PROFIT</b>
Beban Usaha				Operating Expenses
Beban Penjualan	47	(8,579,410)	(11,275,963)	Selling Expenses
Beban Umum dan Administrasi	48	(779,834,177)	(883,293,049)	General and Administrative Expenses
Penghasilan Lain-lain	49	1,277,282,707	3,202,358,732	Other Income
Beban Lain-lain	49	(1,060,454,196)	(2,368,633,468)	Other Expenses
Laba Usaha		<b>1,122,984,859</b>	<b>1,463,941,728</b>	Operating Profit
Beban Keuangan		(1,157,283,771)	(1,221,502,016)	Finance Cost
Beban Pajak Penghasilan Final		(412,523,911)	(400,877,238)	Final Income Tax Expenses
Bagian Rugi Entitas Asosiasi	16	(28,885,684)	(3,458,952)	Share in Loss of Associates
Bagian Laba Entitas Ventura Bersama	17	672,372,934	472,172,166	Share in Profit of Joint Venture
		(926,320,432)	(1,153,666,040)	
<b>LABA SEBELUM PAJAK PENGHASILAN</b>		<b>196,664,427</b>	<b>310,275,688</b>	<b>PROFIT BEFORE INCOME TAX</b>
Manfaat Pajak Penghasilan	28. c	17,760,367	12,066,825	Income Tax Benefit
<b>LABA NETO</b>		<b>214,424,794</b>	<b>322,342,513</b>	<b>NET INCOME</b>
<b>PENGHASILAN KOMPREHENSIF LAIN</b>				<b>OTHER COMPREHENSIVE INCOME</b>
Penghasilan (Beban) Komprehensif Lainnya yang Tidak Direklasifikasi ke Laba Rugi:				Other Comprehensive Income (Loss) that Will not be Reclassified Subsequently to Profit or Loss
Pengukuran Kembali				Remeasurement on Defined Benefit Program
Program Imbalan Pasti		24,444,416	(21,158,012)	Related Tax
Pajak Penghasilan Terkait		(2,069,038)	382,962	
Penghasilan Komprehensif Lain Tahun Berjalan Setelah Pajak		22,375,378	(20,775,050)	Other Comprehensive Income for the Years - Net of Tax
<b>JUMLAH LABA KOMPREHENSIF TAHUN BERJALAN</b>		<b>236,800,172</b>	<b>301,567,463</b>	<b>TOTAL COMPREHENSIVE INCOME FOR THE YEAR</b>
<b>LABA NETO YANG DAPAT DIATRIBUSIKAN KE:</b>				<b>NET INCOME ATTRIBUTABLE TO:</b>
Pemilik Entitas Induk		117,666,931	185,766,178	Owner of the Parent Entity
Kepentingan Non Pengendali	44	96,757,863	136,576,335	Non Controlling Interest
<b>JUMLAH</b>		<b>214,424,794</b>	<b>322,342,513</b>	<b>TOTAL</b>
<b>JUMLAH LABA KOMPREHENSIF YANG DAPAT DIATRIBUSIKAN KEPADA :</b>				<b>TOTAL COMPREHENSIVE INCOME ATTRIBUTABLE TO:</b>
Pemilik Entitas Induk		129,945,558	173,793,505	Owner of the Parent Entity
Kepentingan Non Pengendali	44	106,854,614	127,773,958	Non Controlling Interest
<b>TOTAL</b>		<b>236,800,172</b>	<b>301,567,463</b>	<b>TOTAL</b>
Laba Per Saham Dasar (Nilai Penuh)	43	13.12	20.71	Basic Earnings per Share (Full Amount)

## 3. Kartu Bimbingan Skripsi



**UNIVERSITAS 17 AGUSTUS 1945 (UNTAG) SURABAYA**  
**FAKULTAS EKONOMI DAN BISNIS**  
 Kampus: Jl. Semolowaru 45 Surabaya 60118, Telp (031) 5925289, E-mail:

**SEMESTER**


Gasal/Genap

2021, 2022

**KARTU BIMBINGAN SKRIPSI**



Nama Mahasiswa / NBI : Cantika Puspasari / 1221800048  
 Nama Pembimbing : Dra Pr. Adiaty Trihastuti, MM, Ak., CA  
 Judul Skripsi : Analisis Pengelolaan Modal Kerja Dalam Meningkatkan Profitabilitas dan Likuiditas Pada Pt. Wijaya Karya Tbk yang Terdaftar di BEI Periode 2018-2021  
 Mulai Program Skripsi : Semester ..... Thn. Ak. .... Selesai Bimbingan Tanggal .....

No.	HARI / TANGGAL	KONSENTRASI		PARAF
		BAB / HAL	KETERANGAN REVISI	
1.	19-3-'22	Topik/Judul	Ace	
2.	24-3-'22	Prop. I, II, III	Konsultasi	
3.	25-3-'22	Prop. II	Revisi	
4.	29-3-'22	Prop. II	Ace	
5.	7-4-'22	Proposal	Ace	
6.	27-4-'22	Bab I, II, III	Konsultasi	
7.	30-4-'22	Bab I, II, III	Ace	
8.	18-5-'22	Bab IV	Konsultasi	
9.	25-5-'22	Bab IV	Revisi	
10.	27-5-'22	Bab IV	Ace	
11.	3-6-'22	Bab V	Konsultasi + Ace	
12.	9-6-'22	Abstraksi	Ace	
<p style="margin: 0;">Siap 4 diruji</p>				

Perpanjangan I : \_\_\_\_\_

Semester : \_\_\_\_\_

Th. Ak. : \_\_\_\_\_

Paraf Kajar : \_\_\_\_\_

Surabaya, 19-6-2022

Dra. Pr. Adiaty Trihastuti, MM, Ak., CA

(Nama dan tanda tangan Pembimbing)



## ANALISIS PENGELOLAAN MODAL KERJA DALAM MEINGKATKAN PROFITABILITAS DAN LIKUIDITAS PADA PT. WIJAYA KARYA Tbk YANG TERDAFTAR DI BEI PERIODE 2018-2021

### ORIGINALITY REPORT

**19%**

SIMILARITY INDEX

**19%**

INTERNET SOURCES

**7%**

PUBLICATIONS

**11%**

STUDENT PAPERS

### PRIMARY SOURCES

<b>1</b>	Submitted to Universitas 17 Agustus 1945 Surabaya Student Paper	<b>5%</b>
<b>2</b>	repository.ub.ac.id Internet Source	<b>3%</b>
<b>3</b>	repository.untag-sby.ac.id Internet Source	<b>3%</b>
<b>4</b>	eprints.unm.ac.id Internet Source	<b>2%</b>
<b>5</b>	investor.wika.co.id Internet Source	<b>1%</b>
<b>6</b>	Submitted to Sriwijaya University Student Paper	<b>1%</b>
<b>7</b>	Submitted to Universitas Diponegoro Student Paper	<b>1%</b>
<b>8</b>	repository.usd.ac.id Internet Source	<b>1%</b>



9	<a href="http://www.coursehero.com">www.coursehero.com</a> Internet Source	1%
10	<a href="http://etheses.uin-malang.ac.id">etheses.uin-malang.ac.id</a> Internet Source	1%
11	<a href="http://ejournal.uika-bogor.ac.id">ejournal.uika-bogor.ac.id</a> Internet Source	1%
12	<a href="http://repository.radenintan.ac.id">repository.radenintan.ac.id</a> Internet Source	1%

Exclude quotes  On

Exclude matches  < 21 words

Exclude bibliography  On