LAMPIRAN

Lampiran 1 Surat Balasan Perusahaan

PT VARIA USAHA BETON
(GRUP SEMEN INDONESIA)
Your Concrete Partner

SURAT KETERANGAN
No. 0225/HM.03/11100/06.2022

Yang bertanda tangan di bawah ini :

Nama	: Firly Faturrochman
Alamat	: The Royal Bussiness Park F02-03, Waru Sidoarjo
Jabatan	: Organisation Development Manager

Dengan ini menerangkan bahwa :

Nama	: Galih Sukmo Eko Prasetyo
Fakultas	: Teknik Elektro
Universitas	: Universitas 17 Agustus 1945

Telah melaksanakan kegiatan Penelitian Tugas Akhir secara langsung di PT. Varia Usaha Beton.

Demikian surat keterangan ini dibuat untuk dipergunakan sebagaimana mestinya.

Sidoarjo, 7 Juni 2022
PT VARIA USAHA BETON

Firly Faturrohman SE,CTMP,CBA
Organisation Development Manager

Dipindai dengan CamScanner

Lampiran 2 Kartu Bimbingan

PROGRAM STUDI - TEKNIK ELEKTRO
FAKULTAS TEKNIK - UNIVERSITAS 17 AGUSTUS 1945 SURABAYA

KARTU ASISTENSI

PRAKT./TUGAS : Analisa kapasitas Dan kebutuhan Daya Listrik untuk Pengkomatan energi pada gedung Perkantoran PT. Varia Usaha Beton

NAMA : Galih Jukmo Eko P.
N.B.I. : 1951800025
PEMBIMBING : Ir. Gatut Budiono M.Sc

NO.	TANGGAL	MATERI / KOMENTAR / SARAN	TTD, PEMBIMBING
1	8/9 22	Penyesuaian Judul	
2.	18/9 22	kurangkan Judul Oke/simulasi	
3	22/9	bab 1 s/d 2	
4	26/9	PPt	
5	28/9	PPt revisi	
6	16/6	Data	
7	28/6	Bab 1,2,3,4,5 PPt	
		KD 1 2 3 N2 dikerjakan belum	
	25/6		

POTONG DISINI

BUKTI PENYELESAIAN TUGAS (untuk mahasiswa)
- Di foto copy, masukkan ke kotak nilai

PRAKT./TUGAS ..... NILAI :
SEMESTER/THN .....
NAMA : .....
N B I : .....
PRAKT./JUDUL TUGAS : .....
.....
.....
Tanggal,
DOSEN PEMBIMBING
( )

BUKTI PENYELESAIAN TUGAS (untuk jurusan)

PRAKT./TUGAS ..... NILAI :
SEMESTER/THN .....
NAMA : .....
N B I : .....
PRAKT./JUDUL TUGAS : .....
.....
.....
Tanggal,
DOSEN PEMBIMBING
( )

PERHATIAN : PENGISIAN DATA DIKETIK !!!

CS Dipindai dengan CamScanner

Lampiran 3 Single Line Sebelum Konservasi

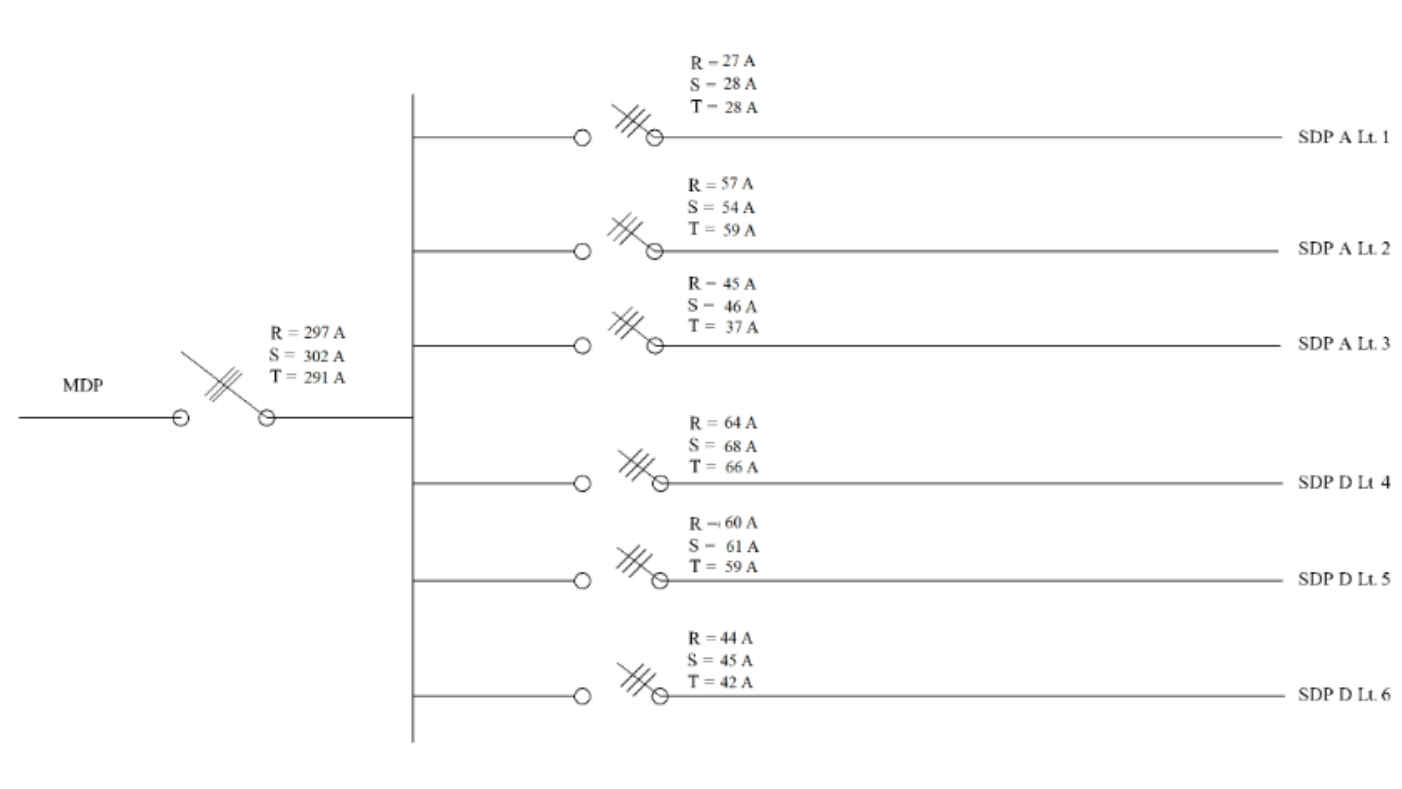

Gambar Single Line Panel MDP Gedung PT. VUB (Head Office) Sebelum Konservasi

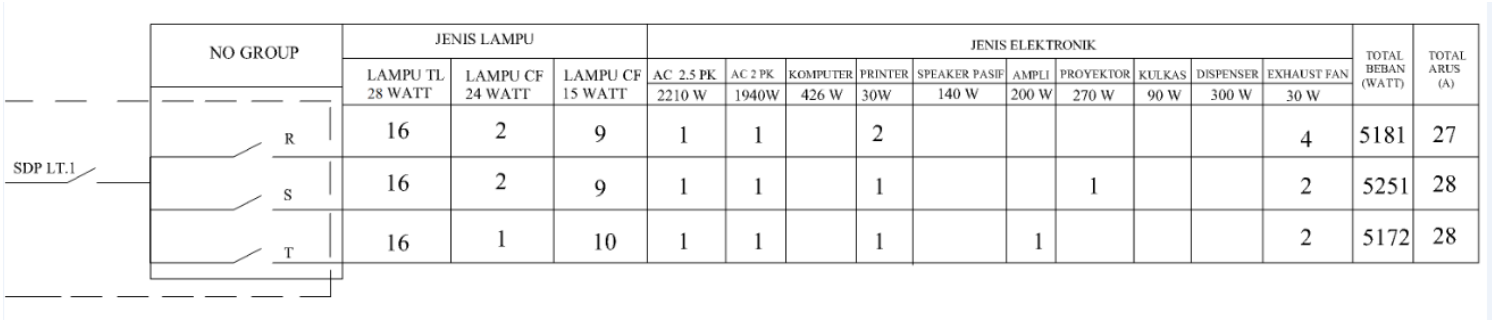

NO GROUP	JENIS LAMPU			JENIS ELEKTRONIK										TOTAL BEBAN (WATT)	TOTAL ARUS (A)
	LAMPU TL 28 WATT	LAMPU CF 24 WATT	LAMPU CF 15 WATT	AC 2.5 PK 2210 W	AC 2 PK 1940W	KOMPUTER 426 W	PRINTER 30W	SPEAKER PASIF 140 W	AMPLI 200 W	PROYEKTOR 270 W	KULKAS 90 W	DISPENSER 300 W	EXHAUST FAN 30 W		
R	16	2	9	1	1		2						4	5181	27
S	16	2	9	1	1		1			1			2	5251	28
T	16	1	10	1	1		1		1				2	5172	28

Gambar Single Line Panel SDP LT. 1 Gedung PT. VUB (Head Office) Sebelum Konservasi

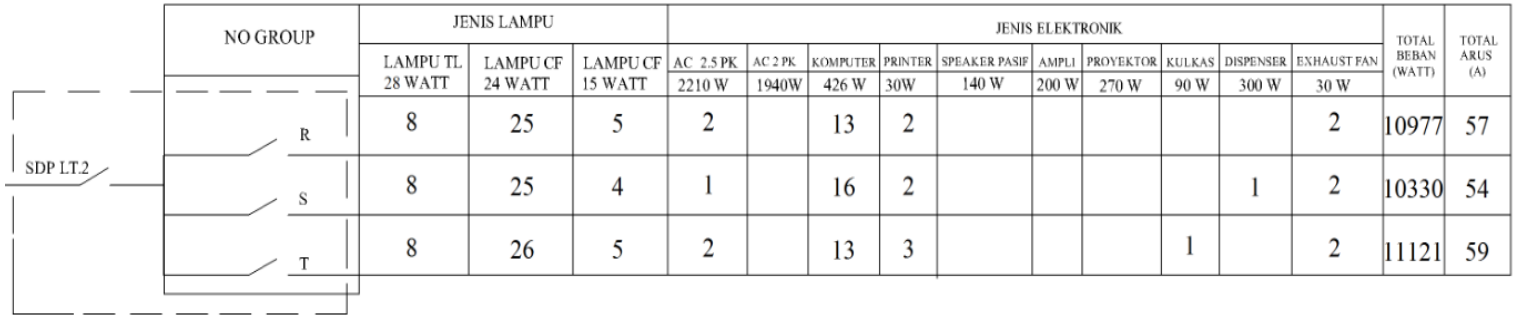

NO GROUP	JENIS LAMPU			JENIS ELEKTRONIK										TOTAL BEBAN (WATT)	TOTAL ARUS (A)
	LAMPU TL 28 WATT	LAMPU CF 24 WATT	LAMPU CF 15 WATT	AC 2.5 PK 2210 W	AC 2 PK 1940W	KOMPUTER 426 W	PRINTER 30W	SPEAKER PASIF 140 W	AMPLI 200 W	PROYEKTOR 270 W	KULKAS 90 W	DISPENSER 300 W	EXHAUST FAN 30 W		
R	8	25	5	2		13	2						2	10977	57
S	8	25	4	1		16	2					1	2	10330	54
T	8	26	5	2		13	3				1		2	11121	59

Gambar Single Line Panel SDP LT. 2 Gedung PT. VUB (Head Office) Sebelum Konservasi

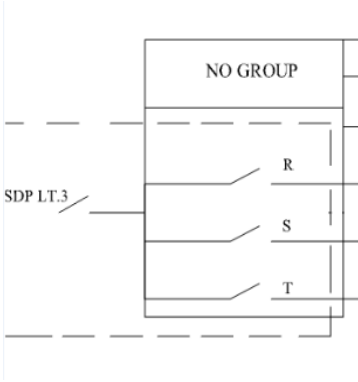

NO GROUP	JENIS LAMPU			JENIS ELEKTRONIK										TOTAL BEBAN (WATT)	TOTAL ARUS (A)
	LAMPU TL 28 WATT	LAMPU CF 24 WATT	LAMPU CF 15 WATT	AC 2.5 PK 2210 W	AC 2 PK 1940W	KOMPUTER 426 W	PRINTER 30W	SPEAKER PASIF 140 W	AMPLI 200 W	PROYEKTOR 270 W	KULKAS 90 W	DISPENSER 300 W	EXHAUST FAN 30 W		
R	7	24	5	2		8	2							8675	45
S	6	25	4	2		8	2							8656	46
T	7	24	5		2	5	3						4	6977	37

Gambar Single Line Panel SDP LT. 3 Gedung PT. VUB (Head Office) Sebelum Konservasi

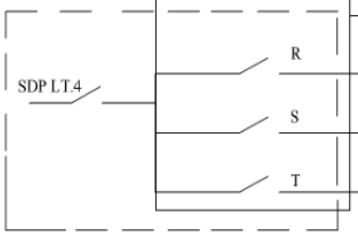

NO GROUP	JENIS LAMPU			JENIS ELEKTRONIK										TOTAL BEBAN (WATT)	TOTAL ARUS (A)
	LAMPU TL 28 WATT	LAMPU CF 24 WATT	LAMPU CF 15 WATT	AC 2.5 PK 2210 W	AC 2 PK 1940W	KOMPUTER 426 W	PRINTER 30W	SPEAKER PASIF 140 W	AMPLI 200 W	PROYEKTOR 270 W	KULKAS 90 W	DISPENSER 300 W	EXHAUST FAN 30 W		
R	20		5	2		17	3						2	12447	64
S	20		5	2		18	3						2	12873	68
T	20		4	2		17	3							12372	66

Gambar Single Line Panel SDP LT. 4 Gedung PT. VUB (Head Office) Sebelum Konservasi

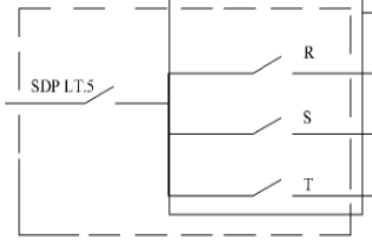

NO GROUP	JENIS LAMPU			JENIS ELEKTRONIK										TOTAL BEBAN (WATT)	TOTAL ARUS (A)
	LAMPU TL 28 WATT	LAMPU CF 24 WATT	LAMPU CF 15 WATT	AC 2.5 PK 2210 W	AC 2 PK 1940W	KOMPUTER 426 W	PRINTER 30W	SPEAKER PASIF 140 W	AMPLI 200 W	PROYEKTOR 270 W	KULKAS 90 W	DISPENSER 300 W	EXHAUST FAN 30 W		
R	8	27	5		3	11							2	11513	60
S	8	26	5		3	11	2						2	11549	61
T	8	27	4		3	10								11012	59

Gambar Single Line Panel SDP LT. 5 Gedung PT. VUB (Head Office) Sebelum Konservasi

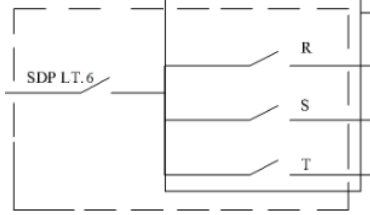

NO GROUP	JENIS LAMPU			JENIS ELEKTRONIK										TOTAL BEBAN (WATT)	TOTAL ARUS (A)
	LAMPU TL 28 WATT	LAMPU CF 24 WATT	LAMPU CF 15 WATT	AC 2.5 PK 2210 W	AC 2 PK 1940W	KOMPUTER 426 W	PRINTER 30W	SPEAKER PASIF 140 W	AMPLI 200 W	PROYEKTOR 270 W	KULKAS 90 W	DISPENSER 300 W	EXHAUST FAN 30 W		
R		41	5	3				5	1					8589	44
S		41	5	3				5	1					8589	45
T		42	4	2				6	2	4			4	7928	42

Gambar Single Line Panel SDP LT. 6 Gedung PT. VUB (Head Office) Sebelum Konservasi

Lampiran 4 Single Line Setelah Konservasi

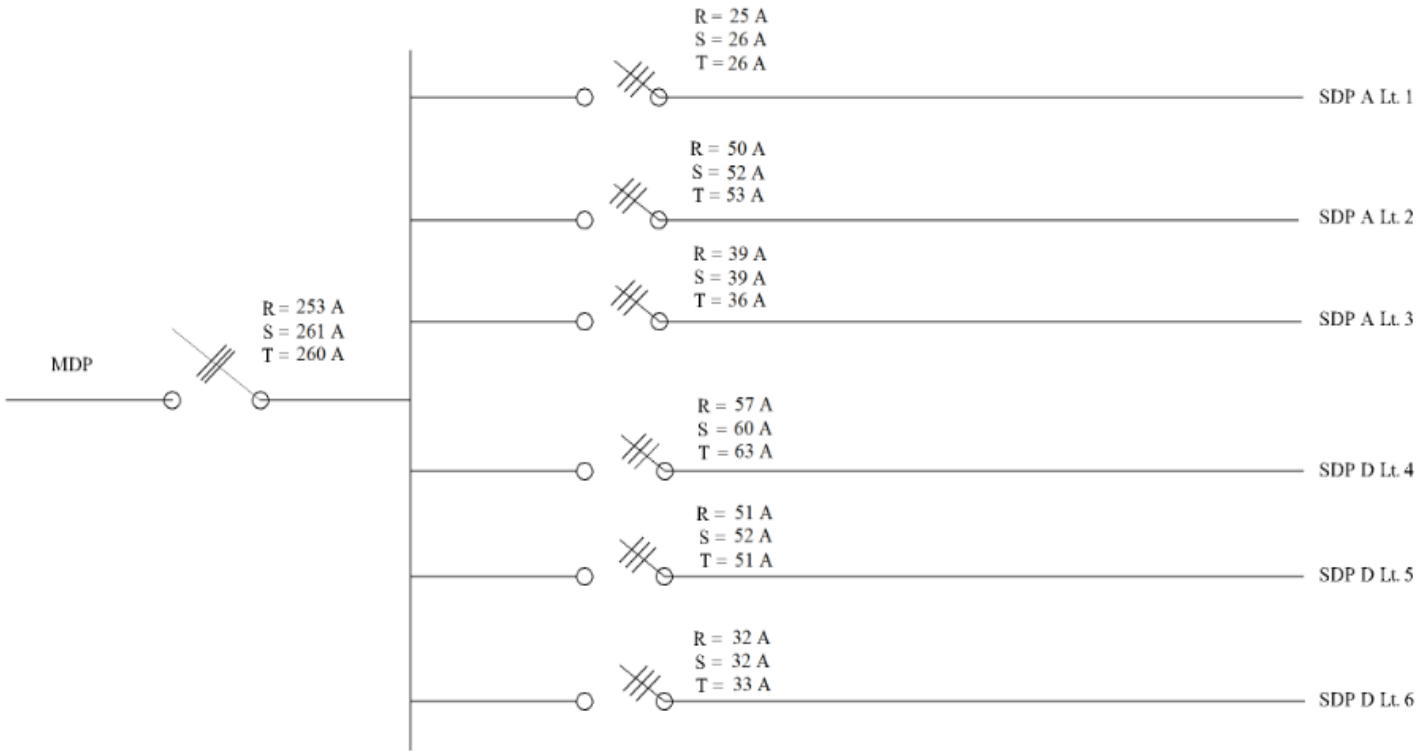

Gambar Single Line Panel MDP Gedung PT. VUB (Head Office) Setelah Konservasi

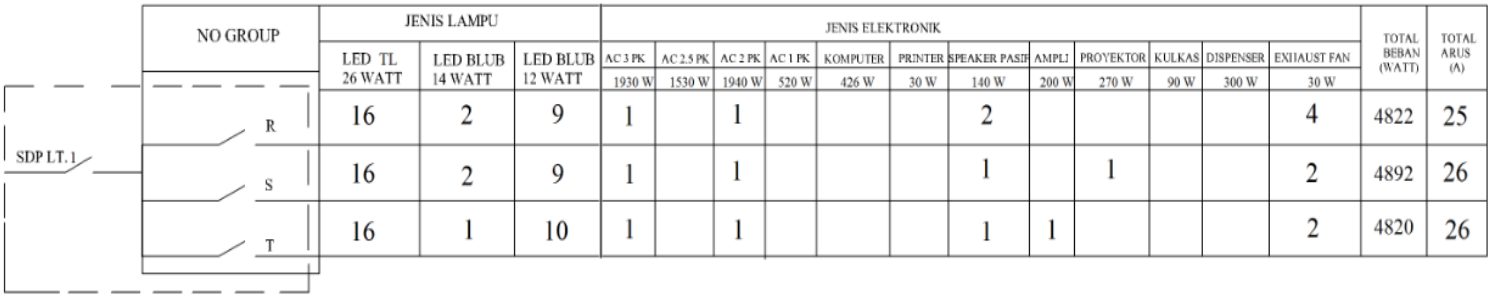

NO GROUP	JENIS LAMPU			JENIS ELEKTRONIK												TOTAL BEBAN (WATT)	TOTAL ARUS (A)
	LED TL 26 WATT	LED BLUB 14 WATT	LED BLUB 12 WATT	AC 3 PK 1930 W	AC 2.5 PK 1530 W	AC 2 PK 1940 W	AC 1 PK 520 W	KOMPUTER 426 W	PRINTER 30 W	SPEAKER PASIF 140 W	AMPLI 200 W	PROYEKTOR 270 W	KULKAS 90 W	DISPENSER 300 W	EXHAUST FAN 30 W		
R	16	2	9	1		1				2					4	4822	25
S	16	2	9	1		1				1		1			2	4892	26
T	16	1	10	1		1				1	1				2	4820	26

Gambar Single Line Panel SDP LT. 1 Gedung PT. VUB (Head Office) Setelah Konservasi

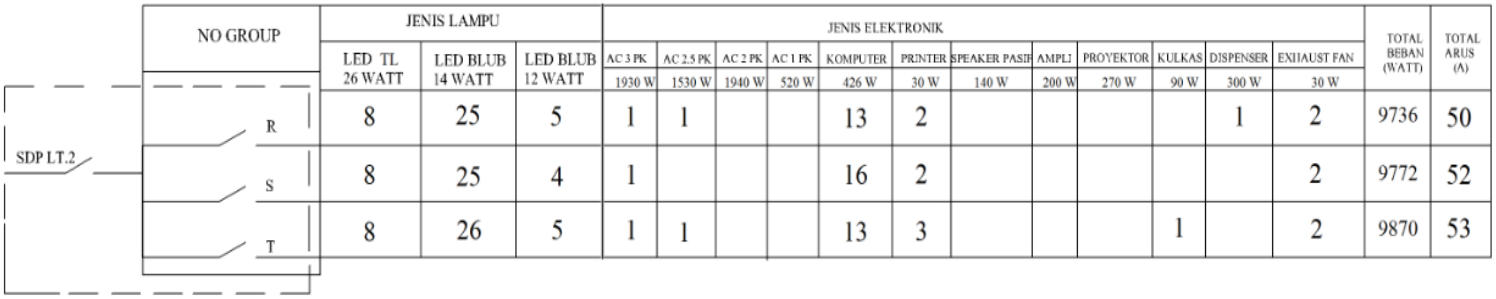

NO GROUP	JENIS LAMPU			JENIS ELEKTRONIK												TOTAL BEBAN (WATT)	TOTAL ARUS (A)
	LED TL 26 WATT	LED BLUB 14 WATT	LED BLUB 12 WATT	AC 3 PK 1930 W	AC 2.5 PK 1530 W	AC 2 PK 1940 W	AC 1 PK 520 W	KOMPUTER 426 W	PRINTER 30 W	SPEAKER PASIF 140 W	AMPLI 200 W	PROYEKTOR 270 W	KULKAS 90 W	DISPENSER 300 W	EXHAUST FAN 30 W		
R	8	25	5	1	1			13	2					1	2	9736	50
S	8	25	4	1				16	2						2	9772	52
T	8	26	5	1	1			13	3				1		2	9870	53

Gambar Single Line Panel SDP LT. 2 Gedung PT. VUB (Head Office) Setelah Konservasi

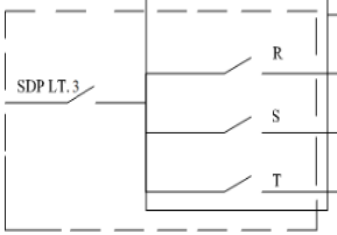

NO GROUP	JENIS LAMPU			JENIS ELEKTRONIK												TOTAL BEBAN (WATT)	TOTAL ARUS (A)
	LED TL 26 WATT	LED BLUB 14 WATT	LED BLUB 12 WATT	AC 3 PK 1930 W	AC 2.5 PK 1530 W	AC 2 PK 1940 W	AC 1 PK 520 W	KOMPUTER 426 W	PRINTER 30 W	SPEAKER PASIF 140 W	AMPLI 200 W	PROYEKTOR 270 W	KULKAS 90 W	DISPENSER 300 W	EXHAUST FAN 30 W		
R	7	24	5	1	1			8								7446	39
S	6	25	4	1	1			8								7422	39
T	7	24	5			2		5							4	6708	36

Gambar Single Line Panel SDP LT. 3 Gedung PT. VUB (Head Office) Setelah Konservasi

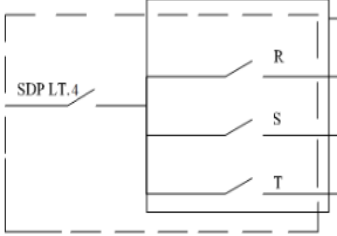

NO GROUP	JENIS LAMPU			JENIS ELEKTRONIK												TOTAL BEBAN (WATT)	TOTAL ARUS (A)
	LED TL 26 WATT	LED BLUB 14 WATT	LED BLUB 12 WATT	AC 3 PK 1930 W	AC 2.5 PK 1530 W	AC 2 PK 1940 W	AC 1 PK 520 W	KOMPUTER 426 W	PRINTER 30 W	SPEAKER PASIF 140 W	AMPLI 200 W	PROYEKTOR 270 W	KULKAS 90 W	DISPENSER 300 W	EXHAUST FAN 30 W		
R	20		5		2			17	3						2	11032	57
S	20		5		2			18	3						2	11458	60
T	20		4	2				17	3							11760	63

Gambar Single Line Panel SDP LT. 4 Gedung PT. VUB (Head Office) Setelah Konservasi

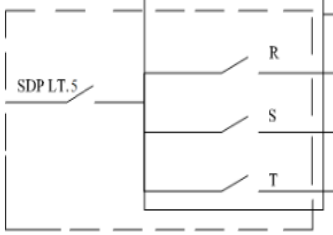

NO GROUP	JENIS LAMPU			JENIS ELEKTRONIK												TOTAL BEBAN (WATT)	TOTAL ARUS (A)
	LED TL 26 WATT	LED BLUB 14 WATT	LED BLUB 12 WATT	AC 3 PK 1930 W	AC 2.5 PK 1530 W	AC 2 PK 1940 W	AC 1 PK 520 W	KOMPUTER 426 W	PRINTER 30 W	SPEAKER PASIF 140 W	AMPLI 200 W	PROYEKTOR 270 W	KULKAS 90 W	DISPENSER 300 W	EXHAUST FAN 30 W		
R	8	27	5			2	1	11							2	9792	51
S	8	26	5			2	1	11	2						2	9838	52
T	8	27	4		3			10								9484	51

Gambar Single Line Panel SDP LT. 5 Gedung PT. VUB (Head Office) Setelah Konservasi

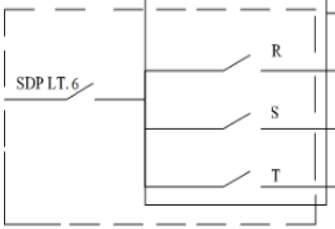

NO GROUP	JENIS LAMPU			JENIS ELEKTRONIK												TOTAL BEBAN (WATT)	TOTAL ARUS (A)
	LED TL 26 WATT	LED BLUB 14 WATT	LED BLUB 12 WATT	AC 3 PK 1930 W	AC 2.5 PK 1530 W	AC 2 PK 1940 W	AC 1 PK 520 W	KOMPUTER 426 W	PRINTER 30 W	SPEAKER PASIF 140 W	AMPLI 200 W	PROYEKTOR 270 W	KULKAS 90 W	DISPENSER 300 W	EXHAUST FAN 30 W		
R		41	5		3					5	1					6124	32
S		41	5		3					5	1					6124	32
T		41	4		2					6	2	4			4	6136	33

Gambar Single Line Panel SDP LT. 6 Gedung PT. VUB (Head Office) Setelah Konservasi

Lampiran 5 Perhitungan Lux Gedung PT. VUB (Head Office) Sebelum Konservasi

Tabel 1 Perhitungan Lux Gedung PT Varia Usaha Beton (Head Office) Sebelum Konservasi

No.	Lantai	Ruangan	Dimensi			Luas (m^2)	Jumlah Titik		Ql (Lumen)		Qt Terpasang (Lumen)	E Terhitung (lux)	E Standar (lux)
			P (m)	L (m)	T (m)		TL 28 W	CFL 24 W	TL 28 W	CFL 24 W			
1	Lantai 1	Lobi	15	12	3.5	180	34		2900		98600	285	350
		Ruang Rapat	12	7	3.5	84	14		2900		40600	251	300
		Ruang Tamu	7	4	3.5	28		5		1550	7750	144	150
		Toilet	5	5	3.5	25		14		900	12600	262	250
		Toilet	5	5	3.5	25		14		900	12600	262	250
2	Lantai 2	Ruang SISMAN	8	8	3.5	64	12		2900		34800	283	350
		Ruang Pengadaan dan Pergudangan	8	8	3.5	64	12		2900		34800	283	350
		Ruang SDM	8	7	3.5	56		24		1550	37200	345	350
		Ruang Oprasional	8.5	6	3.5	51		22		1550	34100	348	350
		Ruang Precast	8.5	6	3.5	51		22		1550	34100	348	350
		Dapur	5	5	3.5	25		8		1550	12400	258	250
		Toilet	5	5	3.5	25		14		900	12600	262	250
3	Lantai 3	Ruang Pemasaran	9	7	3.5	63		27		1550	41850	345	350
		Ruang SISFO	9	7	3.5	63		27		1550	41850	345	350
		Musholah	11	7	3.5	77		19		1550	29450	199	200
		Ruang BSP	11	5	3.5	55	10		2900		29000	274	350
		Ruang Oprasional	11	5	3.5	55	10		2900		29000	274	350

		Toiet	5	5	3.5	25		14		900	12600	262	250
4	Lantai 4	Ruang Bendahara	12.5	7	3.5	87.5	16		2900		46400	276	350
		Ruang Penagihan	12.5	7	3.5	87.5	16		2900		46400	276	350
		Ruang Akuntansi	21	7	3.5	147	28		2900		81200	287	350
		Toilet	5	5	3.5	25		14		900	12600	262	250
5	Lantai 5	Ruang Direktur Utama	4	4	3.5	16		7		1550	10850	353	350
		Ruang Direktur	4	4	3.5	16		7		1550	10850	353	350
		Ruang Sekertariat	8	8	3.5	64		28		1550	43400	353	350
		Ruang Kepala Bagian	11	8	3.5	88		38		1550	58900	348	350
		Ruang Kepala Bagian	22	6	3.5	132	24		2900		69600	274	350
		Toilet	5	5	3.5	25		14		900	12600	262	250
6	Lantai 6	Ruang Rapat 1	12.5	8	3.5	100		37		1550	57350	298	300
		Ruang Rapat 2	12.5	8	3.5	100		37		1550	57350	298	300
		Ruang Rapat 3	11	6	3.5	66		25		1550	38750	305	300
		Ruang Rapat 4	11	6	3.5	66		25		1550	38750	305	300
		Toilet	5	5	3.5	25		14		900	12600	262	250

Lampiran 6 Perhitungan Lux Gedung PT. VUB (Head Office) Setelah Konservasi

Tabel 2 Perhitungan Lux Gedung PT Varia Usaha Beton (Head Office) Setelah Konservasi

No.	Lantai	Ruangan	Dimensi			Luas (m^2)	Jumlah Titik		Ql (Lumen)		Qt Terpasang (Lumen)	E Terhitung (lux)	E Standar (lux)
			P (m)	L (m)	T (m)		TL LED 24 W	LED 14 W	TL LED 24 W	LED 14 W			
1	Lantai 1	Lobi	15	12	3.5	180	34		3700		125800	363	350
		Ruang Rapat	12	7	3.5	84	14		3700		51800	321	300
		Ruang Tamu	7	4	3.5	28		5		1600	8000	149	150
		Toilet	5	5	3.5	25		14		910	12740	265	250
		Toilet	5	5	3.5	25		14		910	12740	265	250
2	Lantai 2	Ruang SISMAN	8	8	3.5	64	12		3700		44400	361	350
		Ruang Pengadaan dan Pergudangan	8	8	3.5	64	12		3700		44400	361	350
		Ruang SDM	8	7	3.5	56		24		1600	38400	357	350
		Ruang Oprasional	8.5	6	3.5	51		22		1600	35200	359	350
		Ruang Precast	8.5	6	3.5	51		22		1600	35200	359	350
		Dapur	5	5	3.5	25		8		1600	12800	266	250
		Toilet	5	5	3.5	25		14		910	12740	265	250
3	Lantai 3	Ruang Pemasaran	9	7	3.5	63		27		1600	43200	357	350
		Ruang SISFO	9	7	3.5	63		27		1600	43200	357	350
		Musholah	11	7	3.5	77		19		1600	30400	205	200
		Ruang BSP	11	5	3.5	55	10		3700		37000	350	350
		Ruang Oprasional	11	5	3.5	55	10		3700		37000	350	350
		Toiet	5	5	3.5	25		14		910	12740	265	250

4	Lantai 4	Ruang Bendahara	12.5	7	3.5	87.5	16		3700		59200	352	350
		Ruang Penagihan	12.5	7	3.5	87.5	16		3700		59200	352	350
		Ruang Akuntansi	21	7	3.5	147	28		3700		103600	366	350
		Toilet	5	5	3.5	25		14		910	12740	265	250
5	Lantai 5	Ruang Direktur Utama	4	4	3.5	16		7		1600	11200	364	350
		Ruang Direktur	4	4	3.5	16		7		1600	11200	364	350
		Ruang Sekertariat	8	8	3.5	64		28		1600	44800	364	350
		Ruang Kepala Bagian	11	8	3.5	88		38		1600	60800	359	350
		Ruang Kepala Bagian	22	6	3.5	132	24		3700		88800	350	350
		Toilet	5	5	3.5	25		14		910	12740	265	250
6	Lantai 6	Ruang Rapat 1	12.5	8	3.5	100		37		1600	59200	307	300
		Ruang Rapat 2	12.5	8	3.5	100		37		1600	59200	307	300
		Ruang Rapat 3	11	6	3.5	66		25		1600	40000	315	300
		Ruang Rapat 4	11	6	3.5	66		25		1600	40000	315	300
		Toilet	5	5	3.5	25		14		910	12740	265	250

Lampiran 7 Perhitungan Kapasitas AC Gedung PT. VUB (Head Office) Sebelum Konservasi

Tabel 3 Perhitungan AC Gedung PT Varia Usaha Beton (Head Office) Sebelum Konservasi

No.	Lantai	Ruangan	Dimensi			Luas (m^2)	Jumlah AC Terpasang	Daya (Watt)	Kapasitas AC Terpasang (PK)	BTU/Jam Terpasang	BTU/Jam di Butuhkan
			P (m)	L (m)	T (m)						
1	Lantai 1	Lobi	15	12	3.5	180	3	2210	2.5	72000	90000
		Ruang Rapat	12	7	3.5	84	2	1940	2	36000	42000
		Ruang Tamu	7	4	3.5	28	1	1940	2	18000	14000
2	Lantai 2	Ruang SISMAN	8	8	3.5	64	1	2210	2.5	24000	32000
		Ruang Pengadaan dan Pergudangan	8	8	3.5	64	1	2210	2.5	24000	32000
		Ruang SDM	8	7	3.5	56	1	2210	2.5	24000	28000
		Ruang Oprasional	8.5	6	3.5	51	1	2210	2.5	24000	25500
		Ruang Precast	8.5	6	3.5	51	1	2210	2.5	24000	25500
3	Lantai 3	Ruang Pemasaran	9	7	3.5	63	1	2210	2.5	24000	31500
		Ruang SISFO	9	7	3.5	63	1	2210	2.5	24000	31500
		Musholah	11	7	3.5	77	2	1940	2	36000	38500
		Ruang BSP	11	5	3.5	55	1	2210	2.5	24000	27500
		Ruang Oprasional	11	5	3.5	55	1	2210	2.5	24000	27500
4	Lantai 4	Ruang Bendahara	12.5	7	3.5	87.5	1	2210	2.5	24000	43750
		Ruang Penagihan	12.5	7	3.5	87.5	1	2210	2.5	24000	43750
		Ruang Akuntansi	21	7	3.5	147	2	2210	2.5	48000	73500

5	Lantai 5	Ruang Direktur Utama	4	4	3.5	16	1	1940	2	18000	8000
		Ruang Direktur	4	4	3.5	16	1	1940	2	18000	8000
		Ruang Sekertariat	8	8	3.5	64	2	1940	2	36000	32000
		Ruang Kepala Bagian	11	8	3.5	88	2	1940	2	36000	44000
		Ruang Kepala Bagian	22	6	3.5	132	3	1940	2	54000	66000
6	Lantai 6	Ruang Rapat 1	12.5	8	3.5	100	2	2210	2.5	48000	50000
		Ruang Rapat 2	12.5	8	3.5	100	2	2210	2.5	48000	50000
		Ruang Rapat 3	11	6	3.5	66	2	2210	2.5	48000	33000
		Ruang Rapat 4	11	6	3.5	66	2	2210	2.5	48000	33000

Lampiran 8 Perhitungan Kapasitas AC Gedung PT. VUB (Head Office) Setelah Konservasi

Tabel 4 Perhitungan AC Gedung PT Varia Usaha Beton (Head Office) Setelah Konservasi

No.	Lantai	Ruangan	Dimensi			Luas (m^2)	Jumlah AC Terpasang	Daya (Watt)	Kapasitas AC Terpasang (PK)	BTU/Jam Terpasang	BTU/Jam di Butuhkan
			P (m)	L (m)	T (m)						
1	Lantai 1	Lobi	15	12	3.5	180	3	1930	3	81000	90000
		Ruang Rapat	12	7	3.5	84	2	1940	2	36000	42000
		Ruang Tamu	7	4	3.5	28	1	1940	2	18000	14000
2	Lantai 2	Ruang SISMAN	8	8	3.5	64	1	1930	3	27000	32000
		Ruang Pengadaan dan Pergudangan	8	8	3.5	64	1	1930	3	27000	32000
		Ruang SDM	8	7	3.5	56	1	1930	3	27000	28000
		Ruang Oprasional	8.5	6	3.5	51	1	1530	2.5	24000	25500
		Ruang Precast	8.5	6	3.5	51	1	1530	2.5	24000	25500
3	Lantai 3	Ruang Pemasaran	9	7	3.5	63	1	1930	3	27000	31500
		Ruang SISFO	9	7	3.5	63	1	1930	3	27000	31500
		Musholah	11	7	3.5	77	2	1940	2	36000	38500
		Ruang BSP	11	5	3.5	55	1	1530	2.5	24000	27500
		Ruang Oprasional	11	5	3.5	55	1	1530	2.5	24000	27500
4	Lantai 4	Ruang Bendahara	12.5	7	3.5	87.5	2	1530	2.5	48000	43750
		Ruang Penagihan	12.5	7	3.5	87.5	2	1530	2.5	48000	43750

		Ruang Akuntansi	21	7	3.5	147	2	1930	3	54000	73500
5	Lantai 5	Ruang Direktur Utama	4	4	3.5	16	1	520	1	9000	8000
		Ruang Direktur	4	4	3.5	16	1	520	1	9000	8000
		Ruang Sekertariat	8	8	3.5	64	2	1940	2	36000	32000
		Ruang Kepala Bagian	11	8	3.5	88	2	1940	2	36000	44000
		Ruang Kepala Bagian	22	6	3.5	132	3	1530	2.5	72000	66000
6	Lantai 6	Ruang Rapat 1	12.5	8	3.5	100	2	1530	2.5	48000	50000
		Ruang Rapat 2	12.5	8	3.5	100	2	1530	2.5	48000	50000
		Ruang Rapat 3	11	6	3.5	66	2	1530	2.5	48000	33000
		Ruang Rapat 4	11	6	3.5	66	2	1530	2.5	48000	33000

Lampiran 9 Data Beban Gedung PT.VUB (Head Office) Sebelum Konservasi

Tabel 5 Data Beban Terpasang Di Gedung PT Varia Usaha Beton (Head Office) Sebelum Konservasi

	Group	Fasa	Jenis Lampu			Jenis Elektronik										Total Beban (Watt)	Total Arus (A)
			Lampu TL 28 Watt	Lampu CFL 24 Watt	Lampu CFL 15 Watt	AC 2,5 PK	AC 2 PK	Komputer	Printer	Speaker Pasif	Ampli	Proyektor	Kulkas	Dispenser	Exhaus Fan		
						2210 Watt	1940 Watt	426 Watt	30 Watt	140 Watt	200 Watt	270 Watt	90 Watt	300 Watt	30 Watt		
MDP Gedung PT. VARIA USAHA BETON (HEAD OFFICE)	SDP Lt. 1	**R**	16	2	9	1	1			2					4	5181	27
		S	16	2	9	1	1			1		1			2	5251	28
		T	16	1	10	1	1			1	1				2	5172	28
	SDP Lt. 2	**R**	8	25	5	2		13	2						2	10977	57
		S	8	25	4	1		16	2					1	2	10330	54
		T	8	26	5	2		13	3				1		2	11121	59
	SDP Lt. 3	**R**	7	24	5	2		8								8675	45
		S	6	25	4	2		8								8656	46
		T	7	24	5		2	5							4	6977	37
	SDP Lt. 4	**R**	20		5	2		17	3						2	12447	64
		S	20		5	2		18	3						2	12873	68
		T	20		4	2		17	3							12372	66
	SDP Lt. 5	**R**	8	27	5		3	11							2	11513	60
		S	8	26	5		3	11	2						2	11549	61

		T	8	27	4		3	10								11012	59
	SDP Lt. 6	**R**		41	5	3				5	1					8589	44
		S		41	5	3				5	1					8589	45
		T		42	4	2				6	2	4			4	7928	42
Total Beban (Watt) dan Arus (A) MDP															**R**	57382	297
															S	57248	302
															T	54582	291

Lampiran 10 Data Beban Gedung PT.VUB (Head Office) Setelah Konservasi

Tabel 6 Data Beban Terpasang Di Gedung PT Varia Usaha Beton (Head Office) Setelah Konservasi

Group	Fasa	Jenis Lampu			Jenis Elektronik													Total Beban (Watt)	Total Arus (A)
		LED TL 26 Watt	LED Bulb 14 Watt	LED Bulb 12 Watt		AC 3 PK	AC 2,5 PK	AC 2 PK	AC 1 PK	Komputer	Printer	Speaker Pasif	Ampli	Proyektor	Kulkas	Dispenser	Exhaus Fan		
						1930	1530	1940 Watt	520 Watt	426 Watt	30 Watt	140 Watt	200 Watt	270 Watt	90 Watt	300 Watt	30 Watt		
SDP Lt. 1	**R**	16	2	9		1		1				2					4	4822	25
	S	16	2	9		1		1				1		1			2	4892	26
	T	16	1	10		1		1				1	1				2	4820	26
SDP Lt. 2	**R**	8	25	5		1	1			13	2						2	9736	50
	S	8	25	4		1				16	2					1	2	9772	52
	T	8	26	5		1	1			13	3				1		2	9870	53
SDP Lt. 3	**R**	7	24	5		1	1			8								7446	39
	S	6	25	4		1	1			8								7422	39
	T	7	24	5				2		5							4	6708	36
SDP Lt. 4	**R**	20		5			2			17	3						2	11032	57
	S	20		5			2			18	3						2	11458	60
	T	20		4		2				17	3							11760	63

SDP Lt. 5	**R**	8	27	5				2	1	11							2	9792	51
	S	8	26	5				2	1	11	2						2	9838	52
	T	8	27	4			3			10								9484	51
SDP Lt. 6	**R**		41	5			3					5	1					6124	32
	S		41	5			3					5	1					6124	32
	T		42	4			2					6	2	4			4	6136	33
Total Beban (Watt) dan Arus (A) MDP																	**R**	48952	253
																	S	49506	261
																	T	48778	260

Lampiran 11 Wiring diagram Lampu Gedung PT.VUB (Head Office).

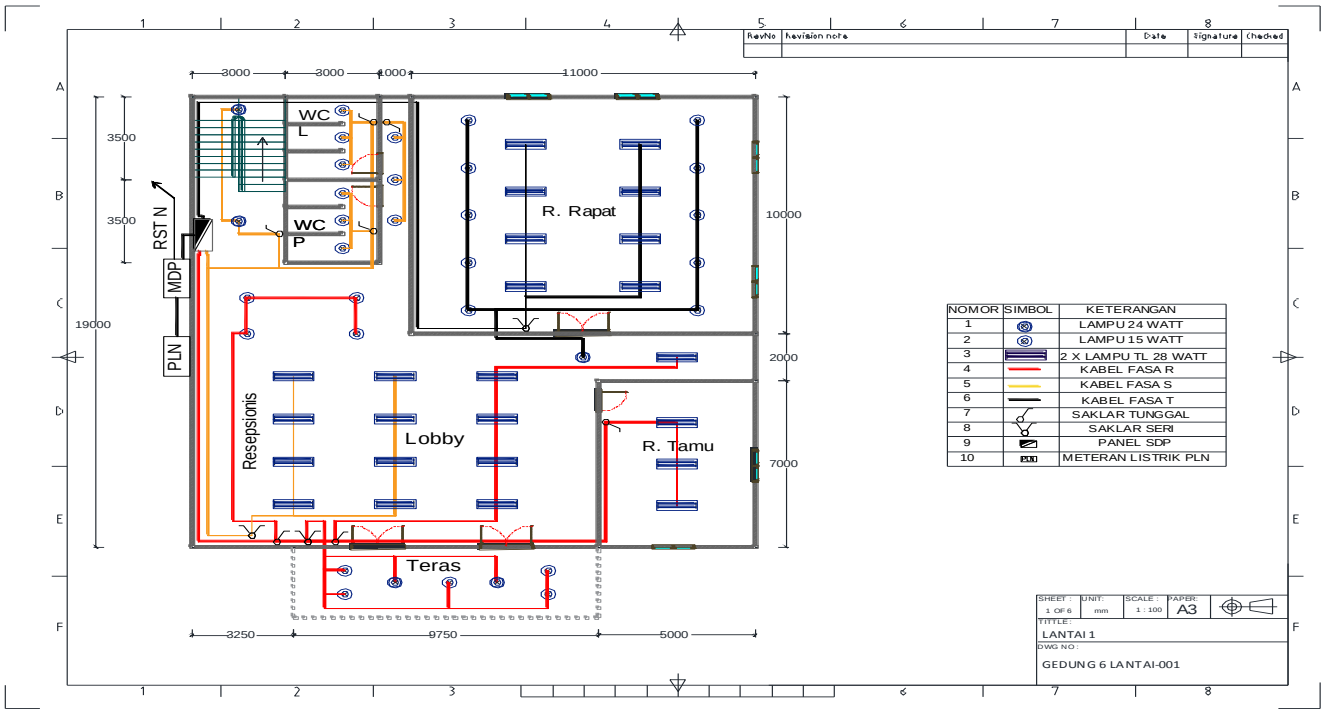

Gambar Wiring Diagram LT. 1 Gedung PT. VUB (Head Office).

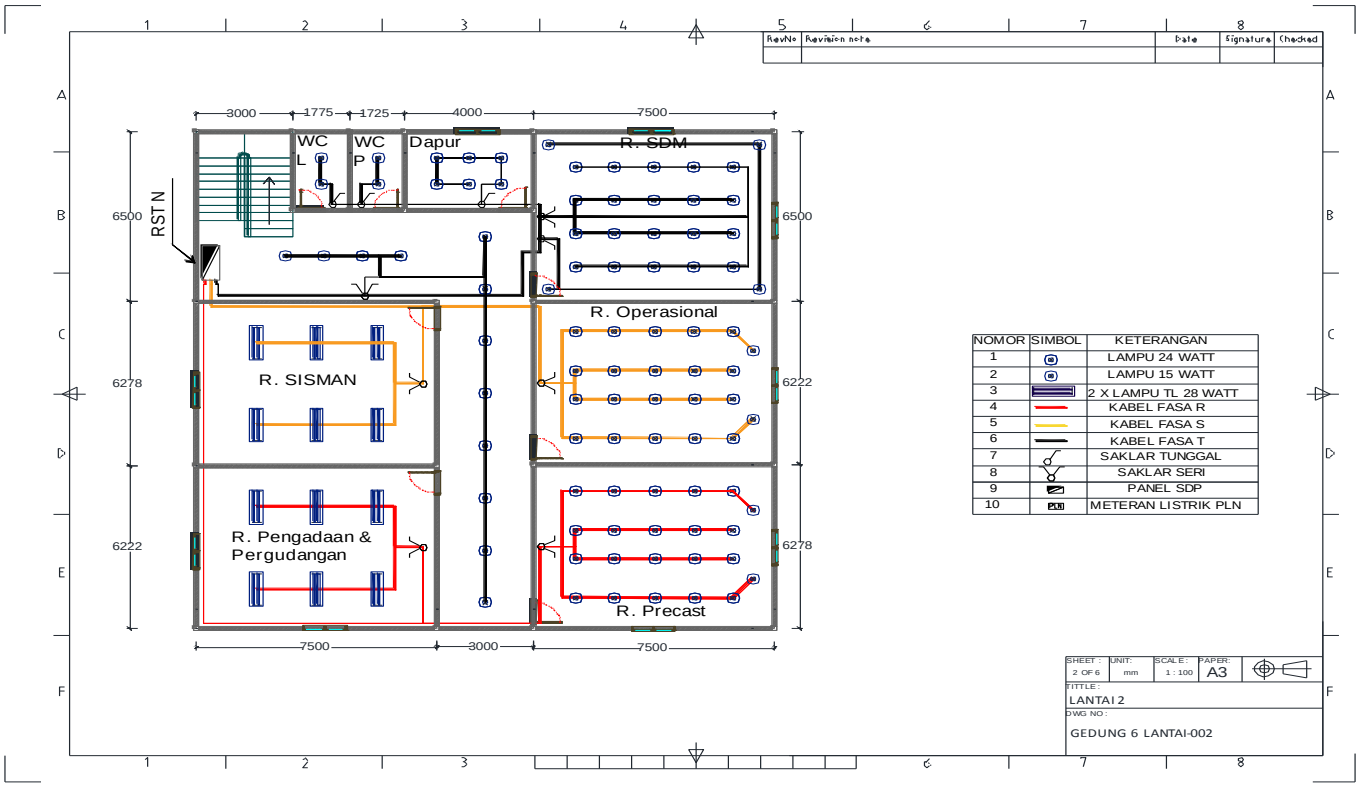

Gambar Wiring Diagram LT. 2 Gedung PT. VUB (Head Office).

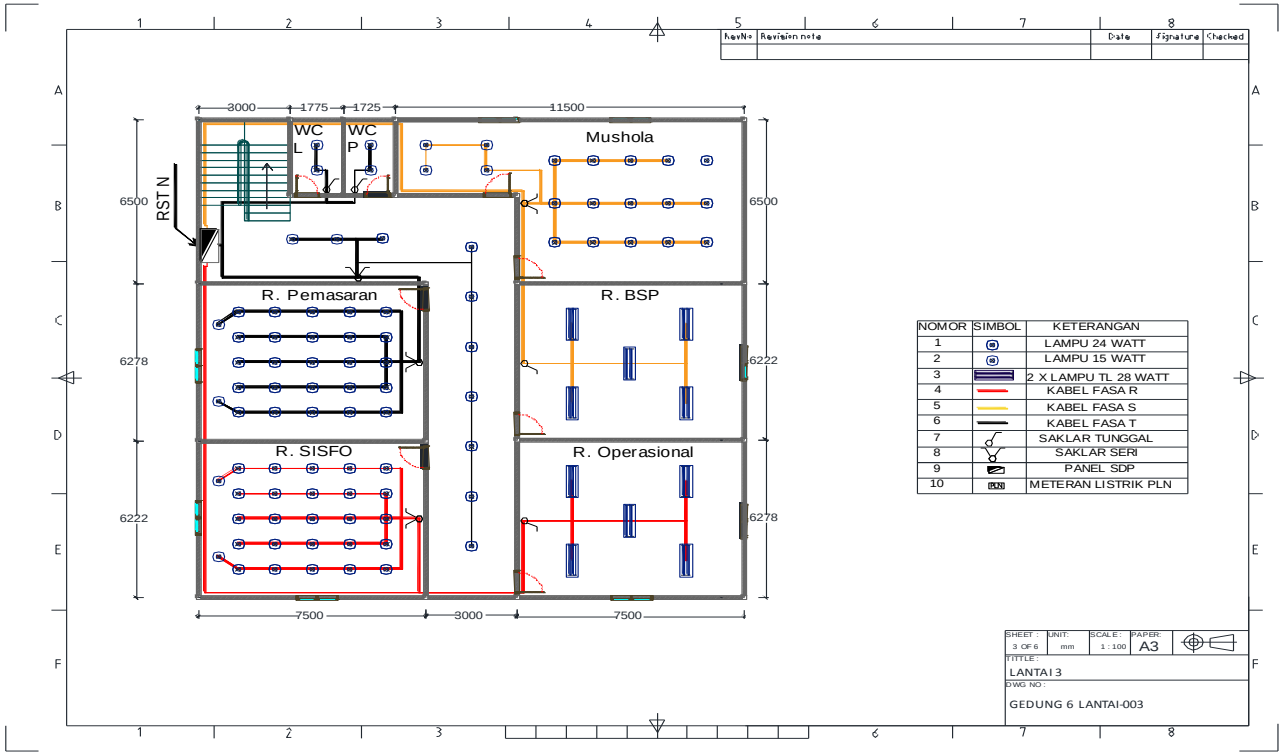

Gambar Wiring Diagram LT. 3 Gedung PT. VUB (Head Office).

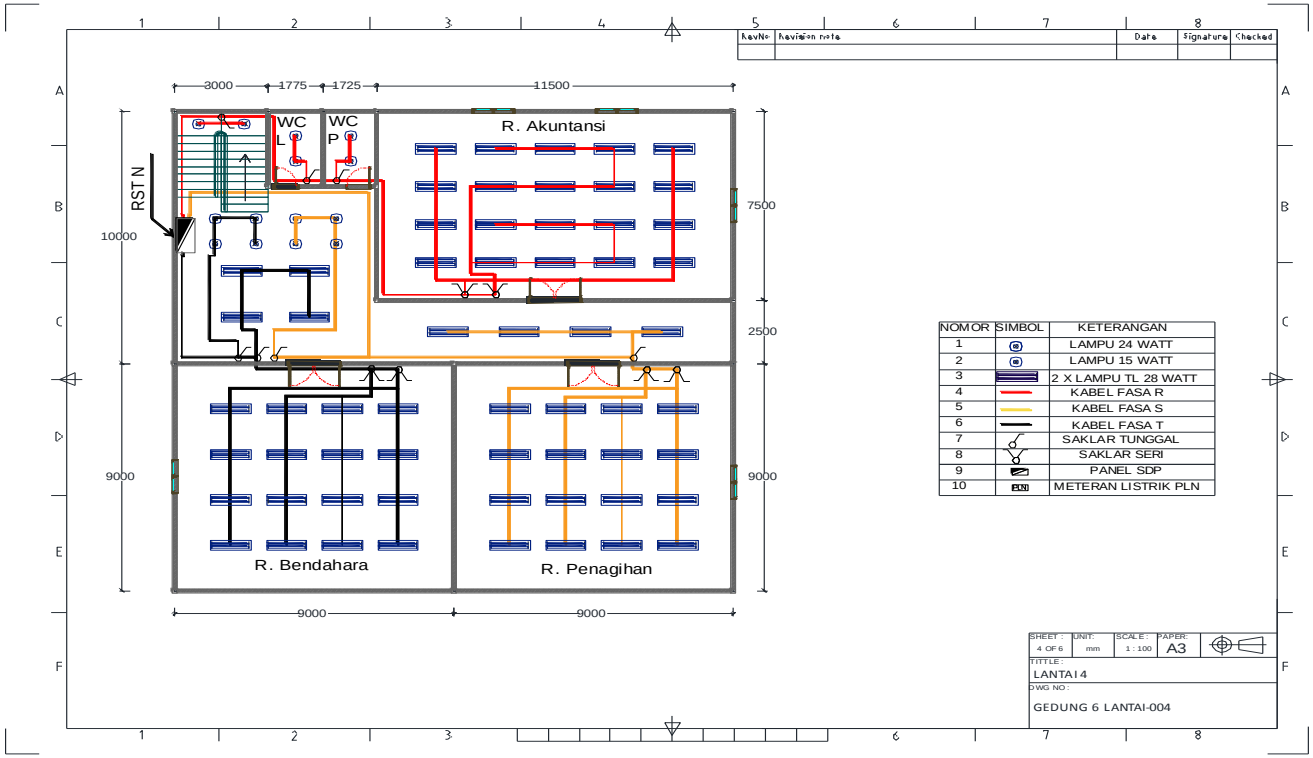

Gambar Wiring Diagram LT. 4 Gedung PT. VUB (Head Office).

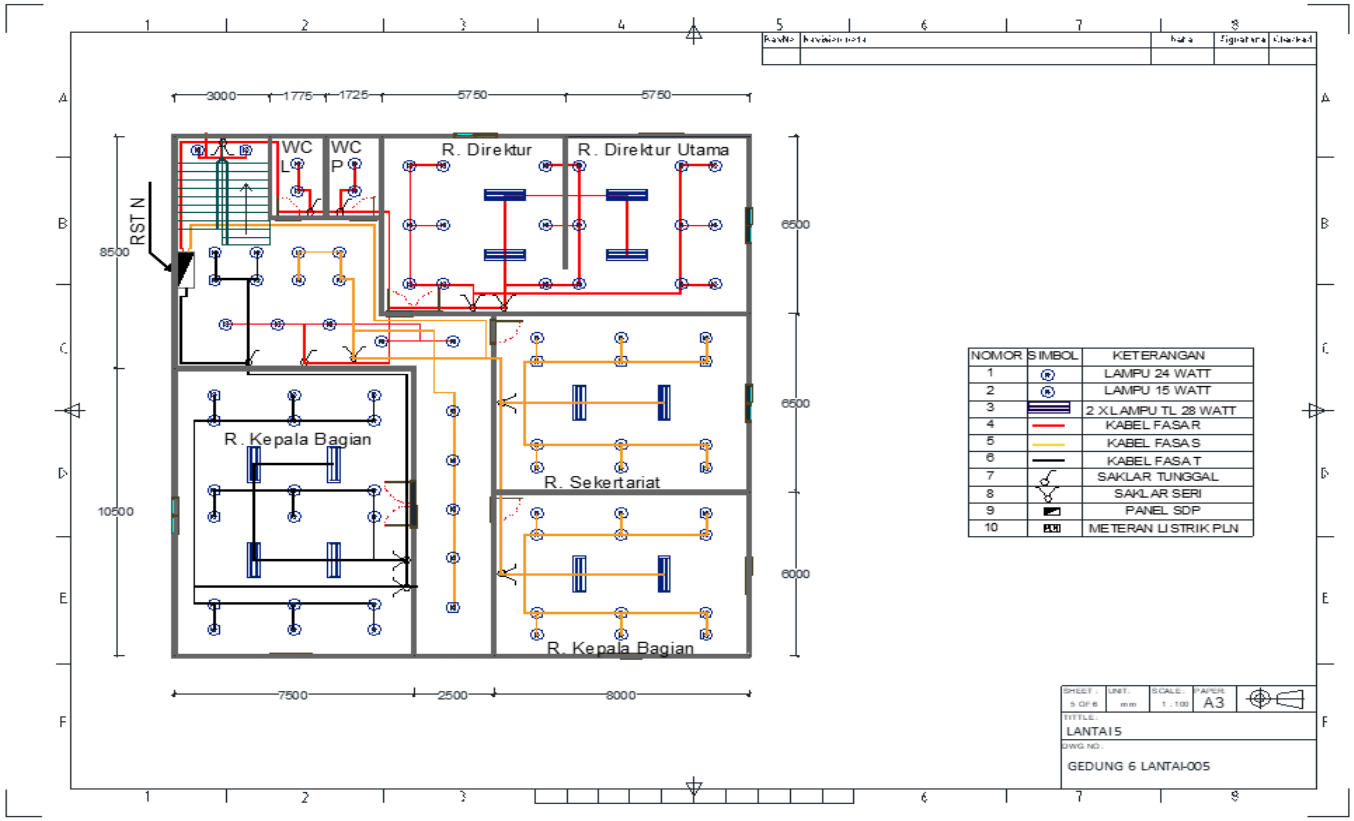

Gambar Wiring Diagram LT. 5 Gedung PT. VUB (Head Office).

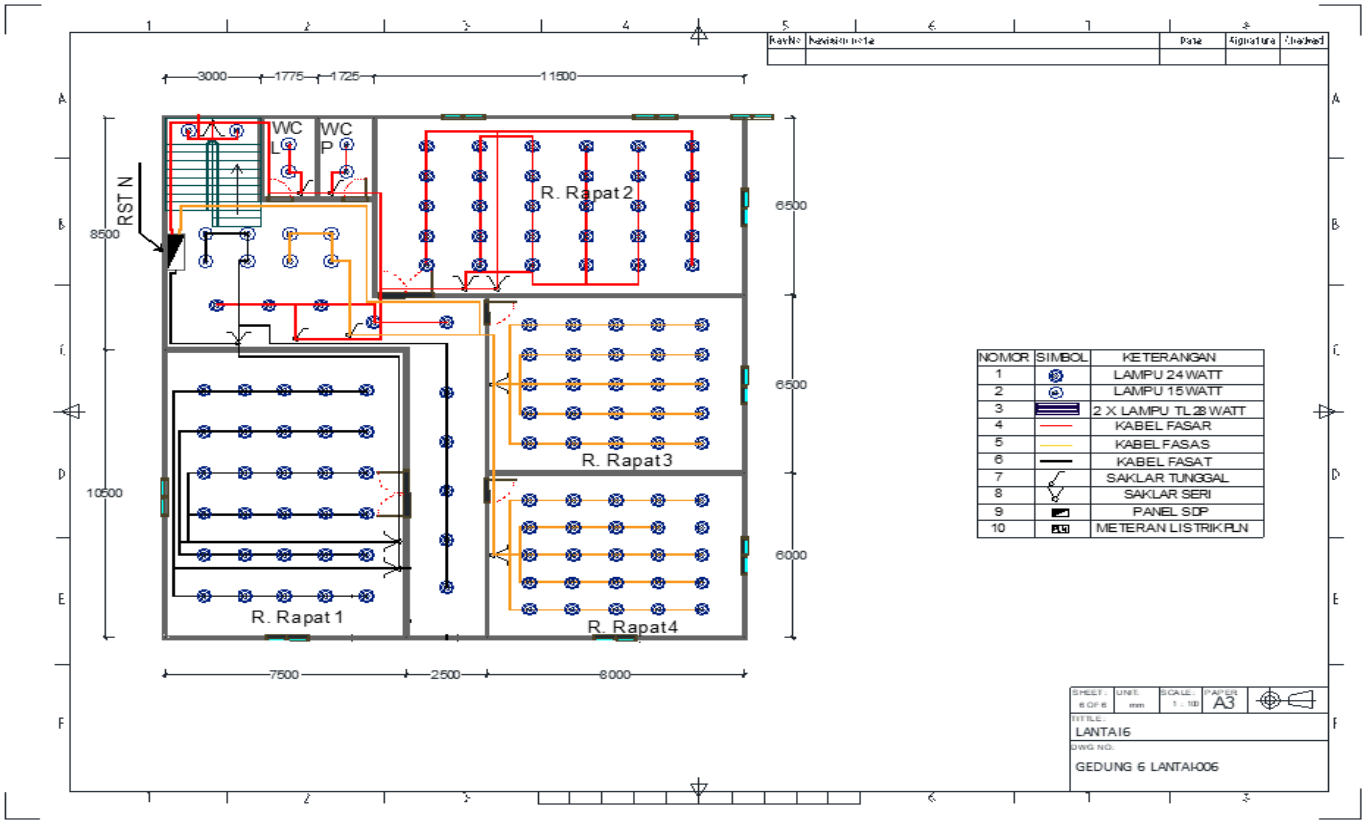

Gambar Wiring Diagram LT. 6 Gedung PT. VUB (Head Office).

Lampiran 12 Dokumentasi.



Gambar 1 Pengukuran Pada Panel MDP

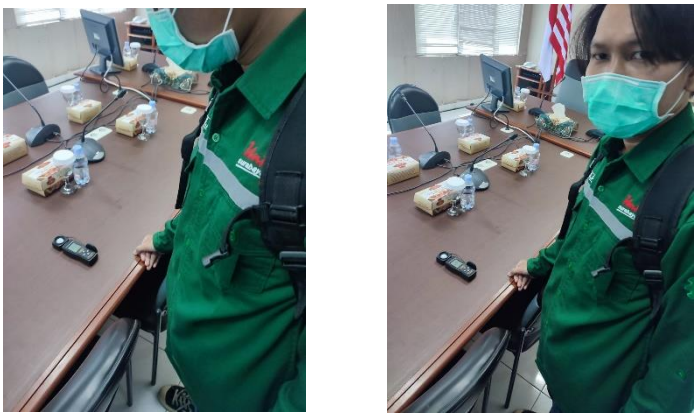

Gambar 2 Pengukuran ruang rapat dengan LUX meter