

## DAFTAR TABLE

Tabel 3.2. 1. Kebutuhan Fungsional .....	15
Tabel 3.9. 1. Validasi .....	34
Tabel 4.1.4. 1 Uji Coba Penyimpanan Arsip Surat Masuk .....	54
Tabel 4.1.4. 2 Uji Coba Penyimpanan Arsip Surat Keluar .....	57
Tabel 4.1.4. 3 Uji Coba Penyimpanan Disposisi Surat .....	60
Tabel 4.1.4. 4 Uji Coba Meminta Verifikasi .....	62
Tabel 4.1.4. 5 Uji Coba Menyetujui Verifikasi .....	64
Tabel 4.1.4. 6 Uji Coba Membuat Buku Agenda .....	66

## DAFTAR GAMBAR

Gambar 3.3. 1. Diagram Flowchart .....	15
Gambar 3.4. 1. Use Case Diagram .....	16
Gambar 3.5. 1. Activity Diagram Mengarsip Surat Masuk .....	17
Gambar 3.5. 2. Activity Diagram Mengarsip Surat Keluar .....	18
Gambar 3.5. 3. Activity Diagram Disposisi Surat .....	19
Gambar 3.5. 4. Activity Diagram Membuat Buku Agenda.....	20
Gambar 3.6. 1. Sequence Diagram Pengarsipan Surat Masuk .....	21
Gambar 3.6. 2. Sequence Diagram Pengarsipan Surat Keluar .....	22
Gambar 3.6. 3. Sequence Diagram Mendisposisikan Surat .....	23
Gambar 3.6. 4. Sequence Diagram Buku Agenda.....	23
Gambar 3.7. 1. Entity Relationship Diagram .....	24
Gambar 3.8. 1. Mockup Tampilan Login .....	25
Gambar 3.8. 2. Mockup Halaman Dashboard .....	26
Gambar 3.8. 3. Mockup Halaman Surat Masuk .....	26
Gambar 3.8. 4. Mockup Halaman Tambah Data Surat Masuk.....	27
Gambar 3.8. 5. Mockup Halaman Edit Data Surat Masuk.....	27
Gambar 3.8. 6. Mockup Halaman Surat Keluar .....	28
Gambar 3.8. 7. Mockup Halaman Tambah Data Surat Keluar.....	28
Gambar 3.8. 8. Mockup Halaman Edit Data Surat Keluar.....	29
Gambar 3.8. 9. Mockup Halaman Disposisi.....	29
Gambar 3.8. 10. Mockup Halaman Tambah Data Disposisi .....	30
Gambar 3.8. 11. Mockup Halaman Hapus Data.....	30
Gambar 3.8. 12. Mockup Halaman Manajemen User .....	31
Gambar 3.8. 13. Mockup Halaman Klasifikasi Surat.....	31
Gambar 3.8. 14. Mockup Halaman Buku Agenda Surat Masuk .....	32
Gambar 3.8. 15. Mockup Halaman Buku Agenda Surat Keluar .....	32
Gambar 3.8. 16. Mockup Halaman Manajemen Instansi .....	33
Gambar 3.8. 17. Mockup Halaman Verifikator.....	33

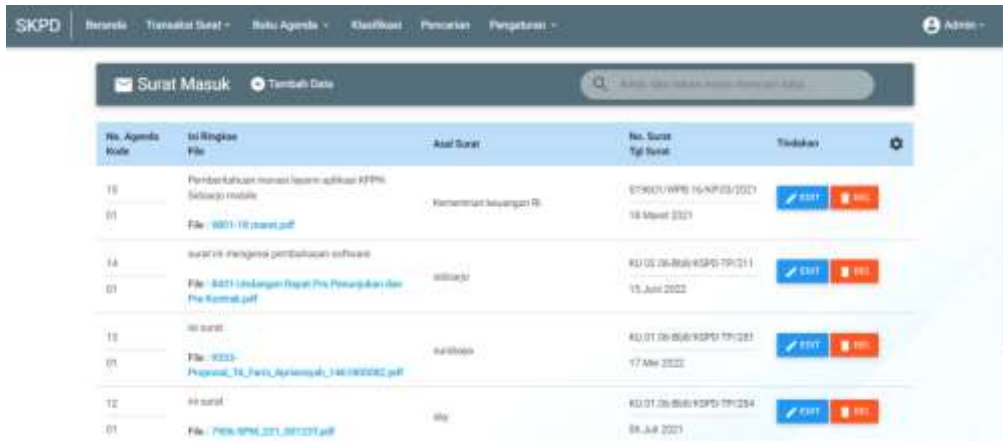
Gambar 4.1.1. 1 Tabel User.....	39
Gambar 4.1.1. 2 Tabel Surat Masuk.....	39
Gambar 4.1.1. 3 Tabel Surat Keluar.....	40
Gambar 4.1.1. 4 Tabel Klasifikasi.....	40
Gambar 4.1.1. 5 Tabel Disposisi Surat.....	40
Gambar 4.1.1. 6 Tabel Instansi.....	41
Gambar 4.1.1. 7 Tabel Verifikasi.....	41
Gambar 4.1.2. 1 Implementasi menu surat masuk.....	73
Gambar 4.1.2. 2 source code proses penyimpanan surat masuk.....	74
Gambar 4.1.2. 3 Implementasi menu surat keluar.....	74
Gambar 4.1.2. 4 source code proses penyimpanan surat keluar.....	74
Gambar 4.1.2. 5 Implementasi disposisi surat.....	75
Gambar 4.1.2. 6 source code proses penyimpanan disposisi surat.....	75
Gambar 4.1.2. 7 Implementasi proses meminta verifikasi.....	76
Gambar 4.1.2. 8 source code proses verifikasi.....	76
Gambar 4.1.2. 9 Implementasi menyetujui verifikasi.....	77
Gambar 4.1.2. 10 source code proses menyetujui verifikasi.....	77
Gambar 4.1.2. 11 Implementasi generate QR digital signature.....	78
Gambar 4.1.2. 12 source code generate QR code.....	78
Gambar 4.1.3. 1 Tampilan Login.....	42
Gambar 4.1.3. 2 Tampilan Dashboard Admin.....	43
Gambar 4.1.3. 3 Tampilan Surat Masuk.....	43
Gambar 4.1.3. 4 Tampilan Tambah Data Surat Masuk.....	44
Gambar 4.1.3. 5 Tampilan Edit Data Surat Masuk.....	44
Gambar 4.1.3. 6 Tampilan Delete Data Surat Masuk.....	45
Gambar 4.1.3. 7 Tampilan Data Surat Keluar.....	45
Gambar 4.1.3. 8 Tampilan Tambah Data Surat Keluar.....	46
Gambar 4.1.3. 9 Tampilan Edit Data Surat Keluar.....	46
Gambar 4.1.3. 10 Tampilan Delete Data Surat Keluar.....	47

Gambar 4.1.3. 11 Tampilan Disposisi .....	47
Gambar 4.1.3. 12 Tampilan Disposisi Surat Masuk.....	48
Gambar 4.1.3. 13 Tampilan Tambah Data Disposisi Surat.....	48
Gambar 4.1.3. 14 Tampilan Edit Data Disposisi Surat .....	49
Gambar 4.1.3. 15 Tampilan Delete Data Disposisi Surat.....	49
Gambar 4.1.3. 16 Tampilan Cetak Agenda Surat Masuk.....	50
Gambar 4.1.3. 17 Tampilan Cetak Agenda Surat Keluar.....	50
Gambar 4.1.3. 18 Tampilan Klasifikasi Surat .....	51
Gambar 4.1.3. 19 Tampilan Dashboard Verifikator.....	51
Gambar 4.1.3. 20 Tampilan Verifikasi Surat .....	52
Gambar 4.1.3. 21 Tampilan Cetak Disposisi.....	53
Gambar 4.1.3. 22 Tampilan Cetak Disposisi Terverifikasi .....	53

# LAMPIRAN

## Implementasi Proses Aplikasi

### a. Implementasi menu pengarsipan surat masuk



Gambar 1 Implementasi menu surat masuk

```
//jika form file tidak kosong akan mengeksekusi script dibawah ini:
if($file != ""){
    $rand = rand(1,100000);
    $infile = $rand."-".$file;

    //validasi file
    if(in_array($ext, $ekstensi) == true){
        if($ukuran < 2500000){
            move_uploaded_file($_FILES['file']['tmp_name'], $target_dir.$infile);

            $query = mysql_query($config, "INSERT INTO tbl_surat_masuk(no_agenda,no_surat,asal_surat,isi,kode,indeks,tgl_surat,
            tgl_diterima,file,keterangan,id_user)
            VALUES('$no_agenda','$no_surat','$asal_surat','$isi','$kode','$indeks','$tgl_surat','$NDK','$file','$keterangan','$id_user'");

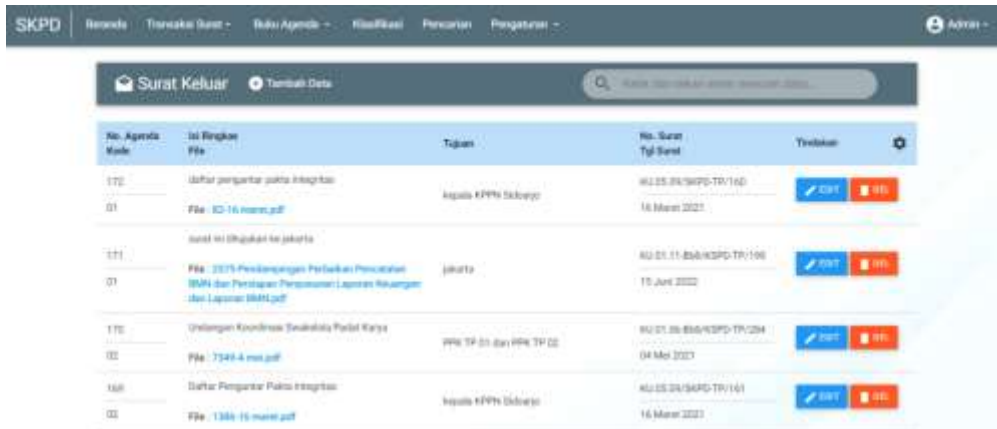
            if($query == true){
                $_SESSION['succAdd'] = 'SUkses! Data berhasil ditambahkan';
                header("location: ./admin.php?page=tsm");
                die();
            } else {
                $_SESSION['errMsg'] = 'ERROR! Ada masalah dengan query';
                echo "<script language='javascript'>window.history.back();</script>";
            }
        } else {
            $_SESSION['errSize'] = 'Ukuran file yang diupload terlalu besar!';
            echo "<script language='javascript'>window.history.back();</script>";
        }
    } else {
        $_SESSION['errFormat'] = 'Format file yang diperbolehkan hanya *.JPG, *.PNG, *.DOC, *.DOCX atau *.PDF!';
        echo "<script language='javascript'>window.history.back();</script>";
    }
} else {

//jika form file kosong akan mengeksekusi script dibawah ini
$query = mysql_query($config, "INSERT INTO tbl_surat_masuk(no_agenda,no_surat,asal_surat,isi,kode,indeks,tgl_surat, tgl_diterima,file,keterangan,id_user)
VALUES('$no_agenda','$no_surat','$asal_surat','$isi','$kode','$indeks','$tgl_surat','$NDK','$file','$keterangan','$id_user'");

if($query == true){
    $_SESSION['succAdd'] = 'SUkses! Data berhasil ditambahkan';
    header("location: ./admin.php?page=tsm");
    die();
} else {
    $_SESSION['errMsg'] = 'ERROR! Ada masalah dengan query';
    echo "<script language='javascript'>window.history.back();</script>";
}
}
```

Gambar 2 source code proses penyimpanan surat masuk

b. Implementasi menu pengarsipan surat keluar



Gambar 3 Implementasi menu surat keluar

```
//jika form file tidak kosong akan mengecek
if($file != ""){
    $rand = rand(1,10000);
    $nfile = $rand."-".$file;
    if(in_array($seks, $ekstensi) == true){
        if($ukuran < 2500000){
            move_uploaded_file($_FILES['file']['tmp_name'], $target_dir.$nfile);

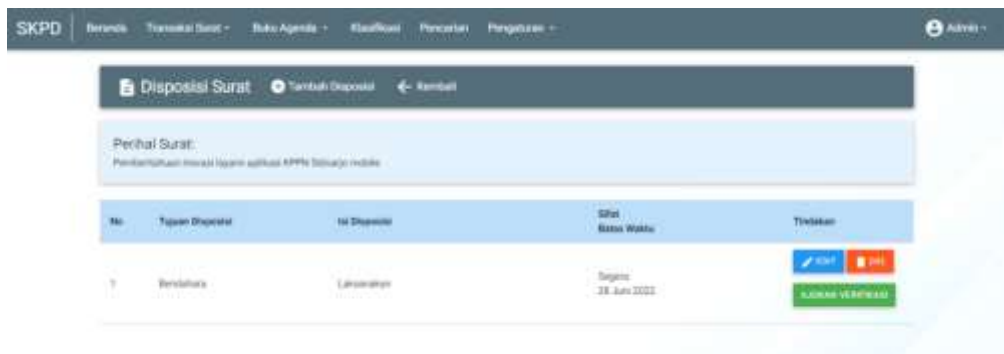
            $query = mysqli_query($config, "INSERT INTO tbl_surat_keluar(no_agenda,tujuan,no_surat,isi,kode,tgl_surat,
            tgl_catat,file,keterangan,id_user)
            VALUES('$no_agenda','$tujuan','$no_surat','$isi','$kode','$tgl_surat',NOW(),'$nfile','$keterangan','$id_user')");

            if($query == true){
                $_SESSION['succAdd'] = 'SUKSES! Data berhasil ditambahkan';
                header("Location: ./admin.php?page=tsk");
                die();
            } else {
                $_SESSION['errQ'] = 'ERROR! Ada masalah dengan query';
                echo '<script language="javascript">window.history.back();</script>';
            }
        } else {
            $_SESSION['errSize'] = 'Ukuran file yang diupload terlalu besar!';
            echo '<script language="javascript">window.history.back();</script>';
        }
    } else {
        $_SESSION['errFormat'] = 'Format file yang diperbolehkan hanya *.JPG, *.PNG, *.DOC, *.DOCX atau *.PDF!';
        echo '<script language="javascript">window.history.back();</script>';
    }
} else {
    //jika form file kosong akan mengecek
    $query = mysqli_query($config, "INSERT INTO tbl_surat_keluar(no_agenda,tujuan,no_surat,isi,kode,tgl_surat,
    tgl_catat,file,keterangan,id_user)
    VALUES('$no_agenda','$tujuan','$no_surat','$isi','$kode','$tgl_surat',NOW(),'', '$keterangan', '$id_user')");

    if($query == true){
        $_SESSION['succAdd'] = 'SUKSES! Data berhasil ditambahkan';
        header("Location: ./admin.php?page=tsk");
        die();
    } else {
        $_SESSION['errQ'] = 'ERROR! Ada masalah dengan query';
        echo '<script language="javascript">window.history.back();</script>';
    }
}
}
```

Gambar 4 source code proses penyimpanan surat keluar

### c. Implementasi menu Disposisi Surat

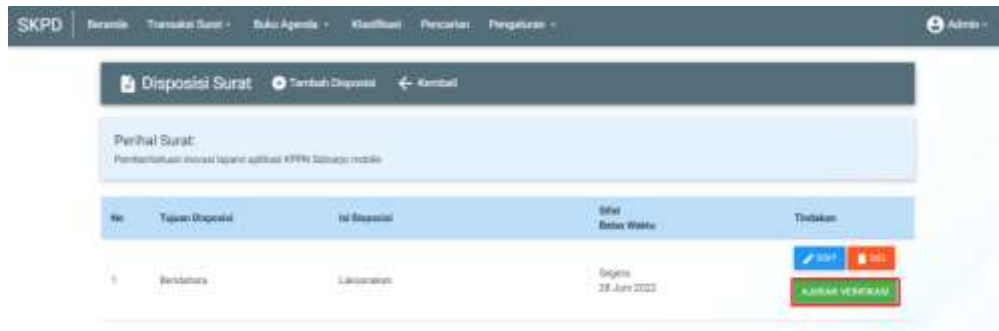


Gambar 5 Implementasi disposisi surat

```
$query = mysqli_query($config, "INSERT INTO tbl_disposisi(tujuan,isi_disposisi,sifat,batas_waktu,catatan,id_surat,id_user)
VALUES('$tujuan','$isi_disposisi','$sifat','$batas_waktu','$catatan','$id_surat','$id_user')");
if($query == true){
    $_SESSION['succAdd'] = 'SUKSES! Data berhasil ditambahkan';
    echo '<script language="javascript">
        window.location.href="/admin.php?page=disp&id_surat='.$id_surat.'";
    </script>';
} else {
    $_SESSION['errQ'] = 'ERROR! Ada masalah dengan query';
    echo '<script language="javascript">window.history.back();</script>';
}
```

Gambar 6 source code proses penyimpanan disposisi surat

#### d. Implementasi meminta verifikasi kepada verifikator



Gambar 7 Implementasi proses meminta verifikasi

```
if($result > 0){
    $_SESSION['errQ'] = 'GAGAL! Disposisi sudah diajukan verifikasi';
    echo '<script language="javascript">
    window.location.href="/admin.php?page=disp&act=disp&id_surat='.$_id_surat.'";
    </script>';
} else {

$query = mysqli_query($config, "SELECT * FROM tbl_disposisi WHERE id_disposisi='$_id_disposisi'");
$no = 1;
list($_id_disposisi) = mysqli_fetch_array($query);

$query2 = mysqli_query($config, "SELECT no_surat FROM tbl_surat_masuk WHERE id_surat='$_id_surat'");
list($no_surat) = mysqli_fetch_array($query2);
$cryp = md5($no_surat);
echo $no_surat;

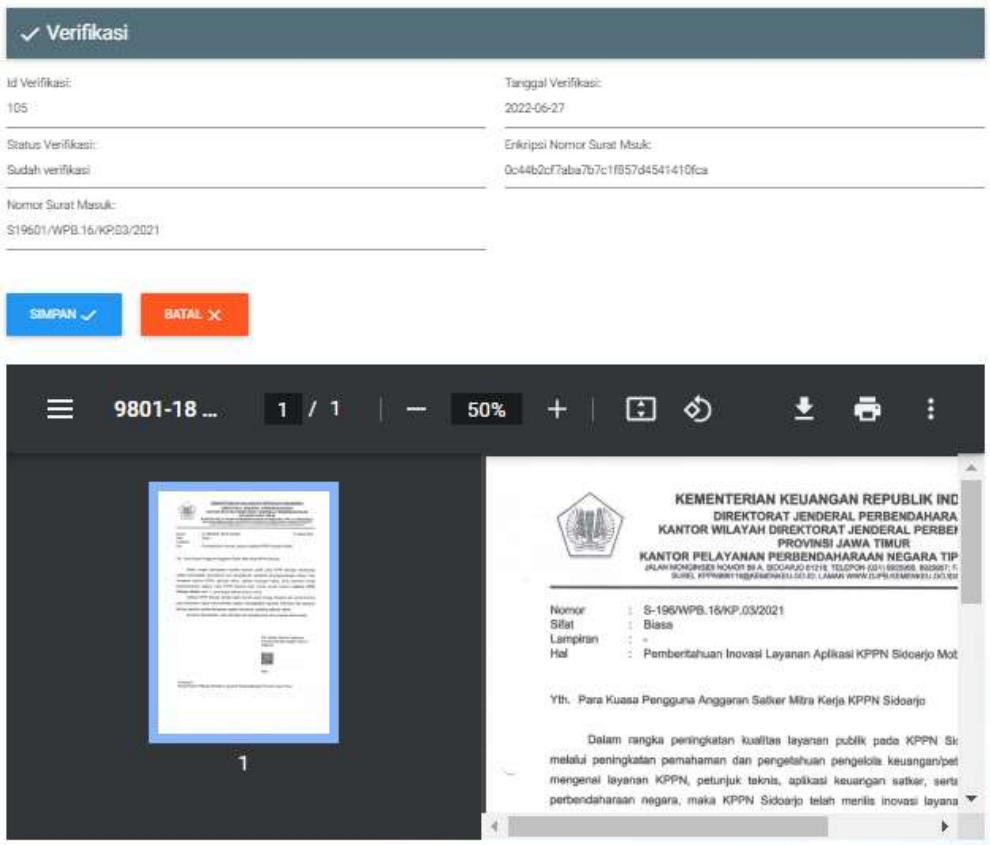
$query = mysqli_query($config, "INSERT INTO tbl_verif(id_disposisi,tanggal,status,id_surat,cryp)
VALUES('$_id_disposisi',NOW(),0,$_id_surat,'$cryp')");

if($query == true){
    $_SESSION['succAdd'] = 'SUKSES! Berhasil meminta verifikasi';
    echo '<script language="javascript">
    window.location.href="/admin.php?page=disp&act=disp&id_surat='.$_id_surat.'";
    </script>';
} else {
    $_SESSION['errQ'] = 'ERROR! Ada masalah dengan query';
    echo '<script language="javascript">window.history.back();</script>';
}
}
```

Gambar 8 source code proses verifikasi



- e. Implementasi melakukan verifikasi disposisi surat, untuk menyetujui pengajuan digital *signature* yang di ajukan oleh admin



Gambar 9 Implementasi menyetujui verifikasi

```

$id_verif = $_REQUEST['id_verif'];
$tanggal = $_REQUEST['tanggal'];
$status = $_REQUEST['status'];
$scryp = $_REQUEST['cryp'];
$catatan = $_REQUEST['catatan'];
$isi_disposisi = $_REQUEST['isi_disposisi'];
$tujuan = $_REQUEST['tujuan'];

//jika form file kosong akan mengeksekusi script dibawah ini
$id_verif = $_REQUEST['id_verif'];

$query = mysqli_query($config, "UPDATE tbl_verif SET id_verif='$id_verif',tanggal=NOW(),status='1',cryp='$scryp' WHERE id_verif='$id_verif'");
$query1 = mysqli_query($config, "UPDATE tbl_disposisi INNER JOIN tbl_verif ON tbl_disposisi.id_surat = tbl_verif.id_surat SET
tbl_disposisi.catatan='$catatan',tbl_disposisi.tujuan='$tujuan',tbl_disposisi.isi_disposisi='$isi_disposisi'
WHERE id_verif='$id_verif'");
if($query == true){
$_SESSION['succEdit'] = 'SUKSES! Data berhasil diupdate';
header("Location: ../admin.php?page=ver");
die();
} else {
$_SESSION['errQ'] = 'ERROR! Ada masalah dengan query';
echo '<script language="javascript">window.history.back();</script>';
}

```

Gambar 10 source code proses menyetujui verifikasi

f. Implementasi generate QR digital signature.



*Gambar 11 Implementasi generate QR digital signature*

```
include "asset/phpqrcode/qrlib.php";
$namafile = "image.png";
$logopath = 'dk.png';
QRcode::png("http://localhost/detail_surat/?id_surat=$id_surat&Kode=$cryp_no_surat", "image.png", "H", 2, 2);
//QRcode::png("http://localhost/detail_surat/?id_surat=$id_surat Kode Disposisi = $cryp_no_surat dengan NO. Surat ($no_surat) telah
$filepath = $namafile;
$QR = imagecreatefrompng($filepath);

$logos = imagecreatefromstring(file_get_contents($logopath));
$QR_width = imagesx($QR);
$QR_height = imagesy($QR);

$logos_width = imagesx($logos);
$logos_height = imagesy($logos);

//besar logo
$logos_qr_width = $QR_width/5;
$scale = $logos_width/$logos_qr_width;
$logos_qr_height = $logos_height/$scale;

//posisi logo
imagecopyresampled($QR, $logos, $QR_width/2.48, $QR_height/2.48, 0, 0, $logos_qr_width, $logos_qr_height, $logos_width, $logos_height);
```

*Gambar 12 source code generate QR code*