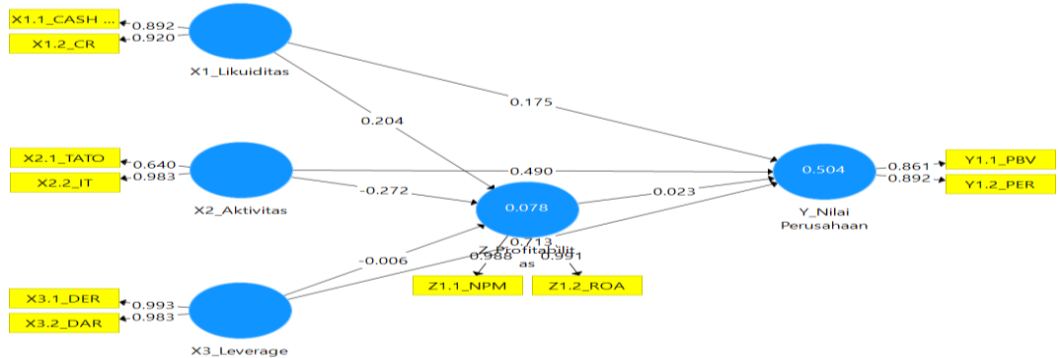


LAMPIRAN

Lampiran 1. Hasil Output SmartPLS

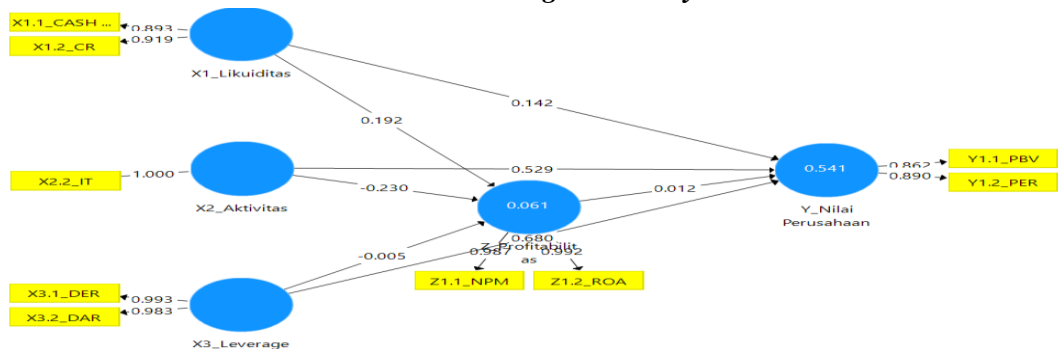
Gambar Convergent Validity



Nilai Convergent Validity

	X1_Likuiditas	X2_Aktivitas	X3_Leverage	Y_Nilai Perusahaan	Z_Profitabilitas
X1.1_CASH RATIO	0,892				
X1.2_CR	0,920				
X2.1_TATO		0,640			
X2.2_IT		0,983			
X3.1_DER			0,993		
X3.2_DAR			0,983		
Y1.1_PBV				0,861	
Y1.2_PER				0,892	
Z1.1_NPM					0,988
Z1.2_ROA					0,991

Gambar ReConvergent Validity



Nilai ReConvergent Validity

	X1_Likuiditas	X2_Aktivitas	X3_Leverage	Y_Nilai Perusahaan	Z_Profitabilitas
X1.1_CASH RATIO	0,893				
X1.2_CR	0,919				
X2.2_IT		1,000			
X3.1_DER			0,993		
X3.2_DAR			0,983		
Y1.1_PBV				0,862	
Y1.2_PER				0,890	
Z1.1_NPM					0,987
Z1.2_ROA					0,992

Nilai Discriminant Validity (AVE)

	Average Variance Extracted (AVE)
X1_Likuiditas	0,821
X2_Aktivitas	1,000
X3_Leverage	0,976
Y_Nilai Perusahaan	0,768
Z_Profitabilitas	0,979

Nilai Composite Reliability

	Composite Reliability
X1_Likuiditas	0,902
X2_Aktivitas	1,000
X3_Leverage	0,988
Y_Nilai Perusahaan	0,869
Z_Profitabilitas	0,989

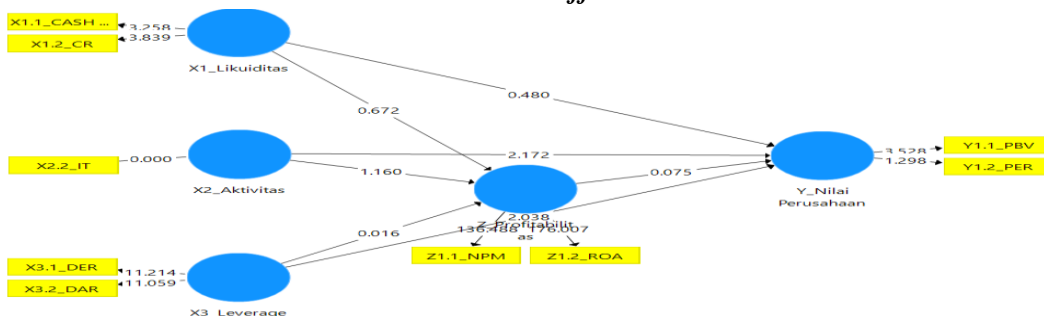
Nilai Cronbach Alpha

	Cronbach's Alpha
X1_Likuiditas	0,782
X2_Aktivitas	1,000
X3_Leverage	0,977
Y_Nilai Perusahaan	0,699
Z_Profitabilitas	0,979

Nilai Collinearity Statistics (VIF)

	X1_Likuiditas	X2_Aktivitas	X3_Leverage	Y_Nilai Perusahaan	Z_Profitabilitas
X1_Likuiditas				2,760	2,721
X2_Aktivitas				1,214	1,158
X3_Leverage				2,476	2,476
Y_Nilai Perusahaan					
Z_Profitabilitas				1,065	

Gambar Path Coefficient



Nilai R-Square

	R Square	R Square Adjusted
Y_Nilai Perusahaan	0,541	0,468
Z_Profitabilitas	0,061	-0,048


Nilai Path Coefficient Pengaruh Secara Langsung

	Original Sample (O)	Sample Mean (M)	Standard Deviation (STDEV)	T Statistics (O/STDEV)	P Values
X1_Likuiditas -> Y_Nilai Perusahaan	0,142	0,131	0,290	0,491	0,624
X1_Likuiditas -> Z_Profitabilitas	0,192	0,250	0,346	0,555	0,579
X2_Aktivitas -> Y_Nilai Perusahaan	0,529	0,465	0,248	2,135	0,033
X2_Aktivitas -> Z_Profitabilitas	-0,230	-0,208	0,224	1,025	0,306
X3_Leverage -> Y_Nilai Perusahaan	0,680	0,534	0,348	1,957	0,051
X3_Leverage -> Z_Profitabilitas	-0,005	-0,069	0,338	0,014	0,989
Z_Profitabilitas -> Y_Nilai Perusahaan	0,012	0,006	0,174	0,070	0,944

Nilai *Path Coefficient* Pengaruh Secara Tidak Langsung

	Original Sample (O)	Sample Mean (M)	Standar d Deviation (STDEV)	T Statistics (O/STDEV)	P Values
X1_Likuiditas -> Z_Profitabilitas -> Y_Nilai Perusahaan	0,002	-0,001	0,080	0,029	0,977
X2_Aktivitas -> Z_Profitabilitas -> Y_Nilai Perusahaan	-0,003	-0,010	0,055	0,051	0,959
X3_Leverage -> Z_Profitabilitas -> Y_Nilai Perusahaan	-0,000	0,012	0,056	0,001	0,999


Lampiran 2. Kartu Bimbingan Skripsi



UNIVERSITAS 17 AGUSTUS 1945 (UNTAG) SURABAYA
FAKULTAS EKONOMI DAN BISNIS
Kampus: Jl. Semolowaru 45 Surabaya 60118, Telp (031) 5925289, E-mail: feb@untag-sbv.ac.id

SEMESTER
Gasal / Genap
2021 / 2022

KARTU BIMBINGAN SKRIPSI



Nama Mahasiswa / NBI : Ian Natus sholikhah / 221180012

Nama Pembimbing : Dr. NEKKY Rahmiyati, MM

Judul Skripsi : Pengaruh likuiditas, aktivitas dan leverage terhadap nilai Perusahaan dengan Earning Per Share Profitabilitas sebagai variabel mediasi pada Perusahaan sub sektor Farmasi yang terdaftar di Bursa Efek Indonesia periode 2018-2021

Mulai Program Skripsi : Semester g Thn. Ak. 2018. Selesai Bimbingan Tanggal

No.	HARI / TANGGAL	KONSENTRASI		PARAF
		BAB / HAL	KETERANGAN REVISI	
1.	Sen/21-3-22	Judul	Acc	
2	6-4-22	Bab I, II, III	ACC & perbaikan	
		Bab IV	Acc	
3	10-5-22	I ⁵ /a III	Revisi	
4	17-5-22	IV	Beskrripsi Hasil Penelitian	
5	Jum, 27-5-22	IV	Lanjutkan Revisi Bab IV	
6	Sen, 29-5-22		Revisi Pembahasan	
7	Rab, 22-6-22		Revisi implikasi Revisi Bab V	
			Acc	


Perpanjangan I _____

Semester _____

Th. Ak _____

Paraf Kajur _____

Surabaya, 22 Juni 2022



(Nama dan tanda tangan Pembimbing)

Lampiran 3. Hasil Turnitin

THE EFFECT OF LIQUIDITY, ACTIVITY AND LEVERAGE ON COMPANY VALUE WITH PROFITABILITY AS MEDIATION VARIABLES

ORIGINALITY REPORT

18%	23%	24%	18%
SIMILARITY INDEX	INTERNET SOURCES	PUBLICATIONS	STUDENT PAPERS

PRIMARY SOURCES

1	www.ca-c.org Internet Source	2%
2	jurnal.unai.edu Internet Source	2%
3	dirdosen.budiluhur.ac.id Internet Source	2%
4	www.gssrr.org Internet Source	2%
5	www.sciencegate.app Internet Source	1%
6	Submitted to STIE Perbanas Surabaya Student Paper	1%
7	Submitted to Higher Education Commission Pakistan Student Paper	1%
8	Submitted to Universitas Brawijaya Student Paper	1%

9	Submitted to Universitas Nasional Student Paper	1%
10	Mulyanto Nugroho, Ulfi Pristiana. "MEDIATION OF PROFITABILITY ON LIQUIDITY, ACTIVITY, AND LEVERAGE TOWARDS SHARIA SHARES RETURN", Assets: Jurnal Akuntansi dan Pendidikan, 2021 Publication	1%
11	bircu-journal.com Internet Source	1%
12	cdn.undiknas.ac.id Internet Source	1%
13	sloap.org Internet Source	1%

Exclude quotes On

Exclude matches < 45 words

Exclude bibliography On