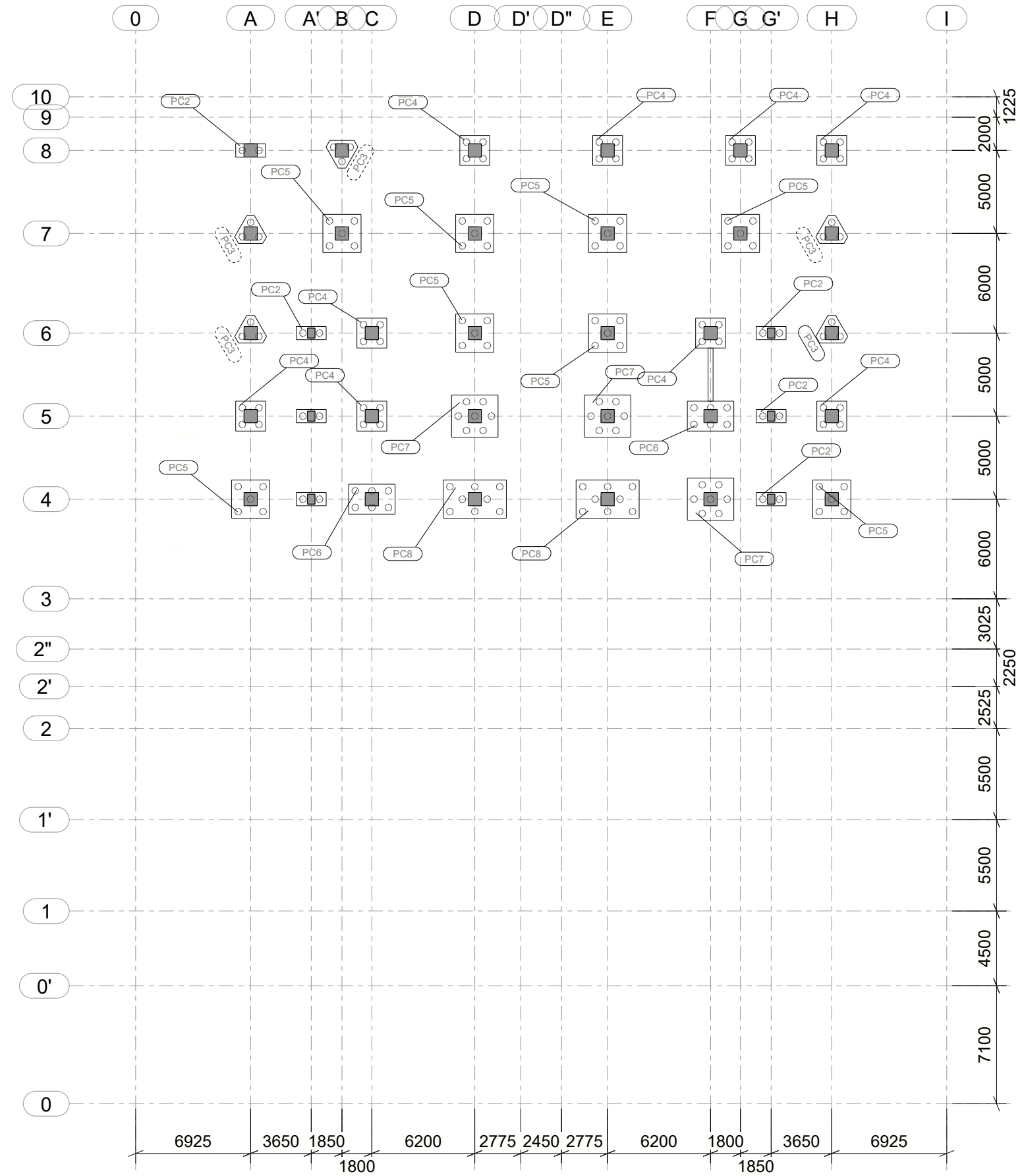


**GAMBAR STRUKTUR  
(STR)**



**DENAH PONDASI LT. P1A**  
1:300

REV.	DATE	BY	DESCRIPTION

PROJECT TITLE :

OWNER :

ARCHITECT :

CONSULTANT :

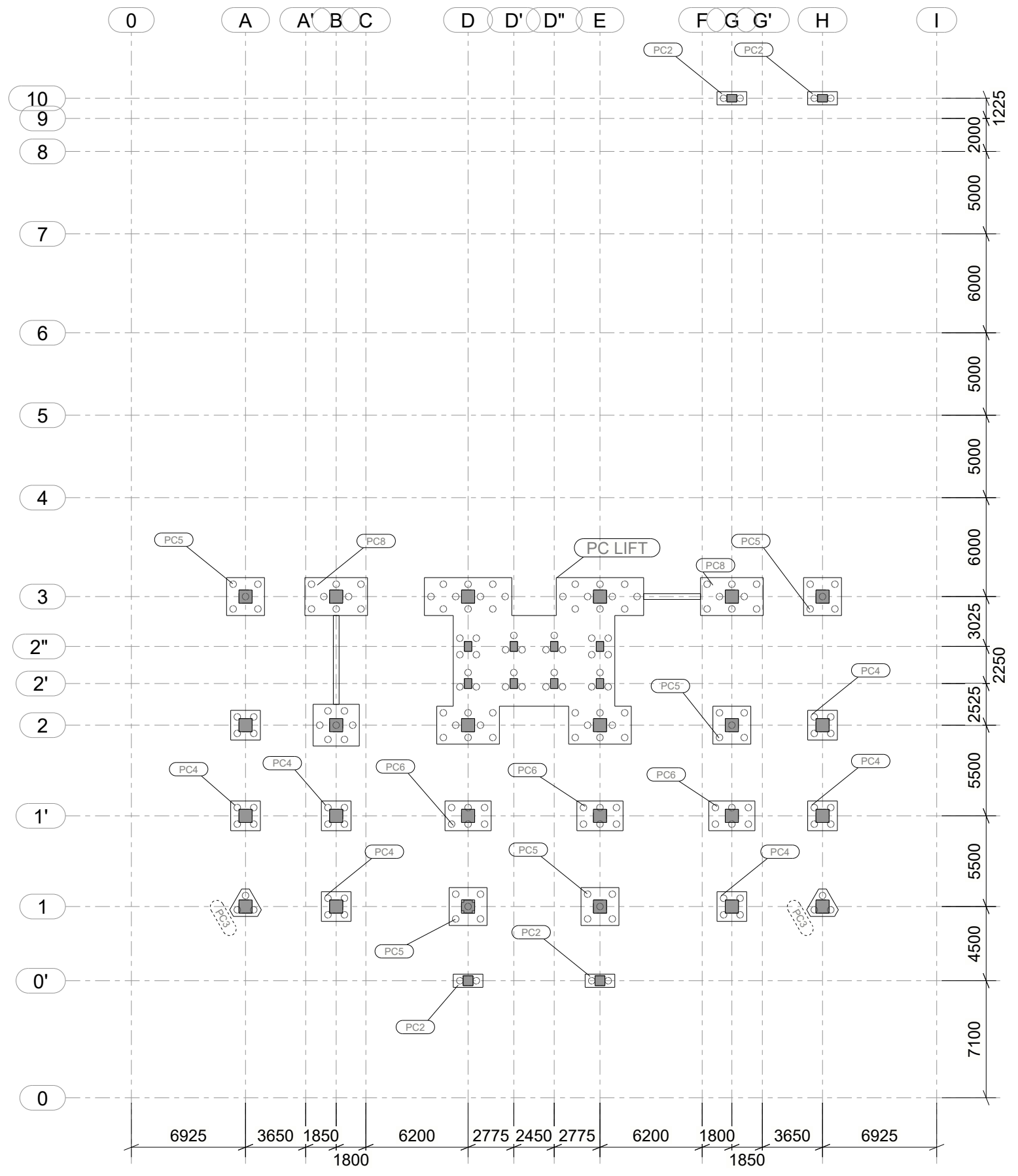
MAIN CONTRACTOR :

PROJECT :

TITLE :  
Tekla Structures Project Name

PRECASTER :

MODELLED BY	MODEL NAME Gedung Kanto***
SCALE 1:300	APPROVED BY
ISSUE DATE	PROJECT ENGINEER
PROJECT NUMBER TS1000	DESIGN ENGINEER
	DRAWING NUMBER
	REV.



**DENAH PONDASI LT.P1B**

1:300

REV.	DATE	BY	DESCRIPTION

PROJECT TITLE :

OWNER :

ARCHITECT :

CONSULTANT :

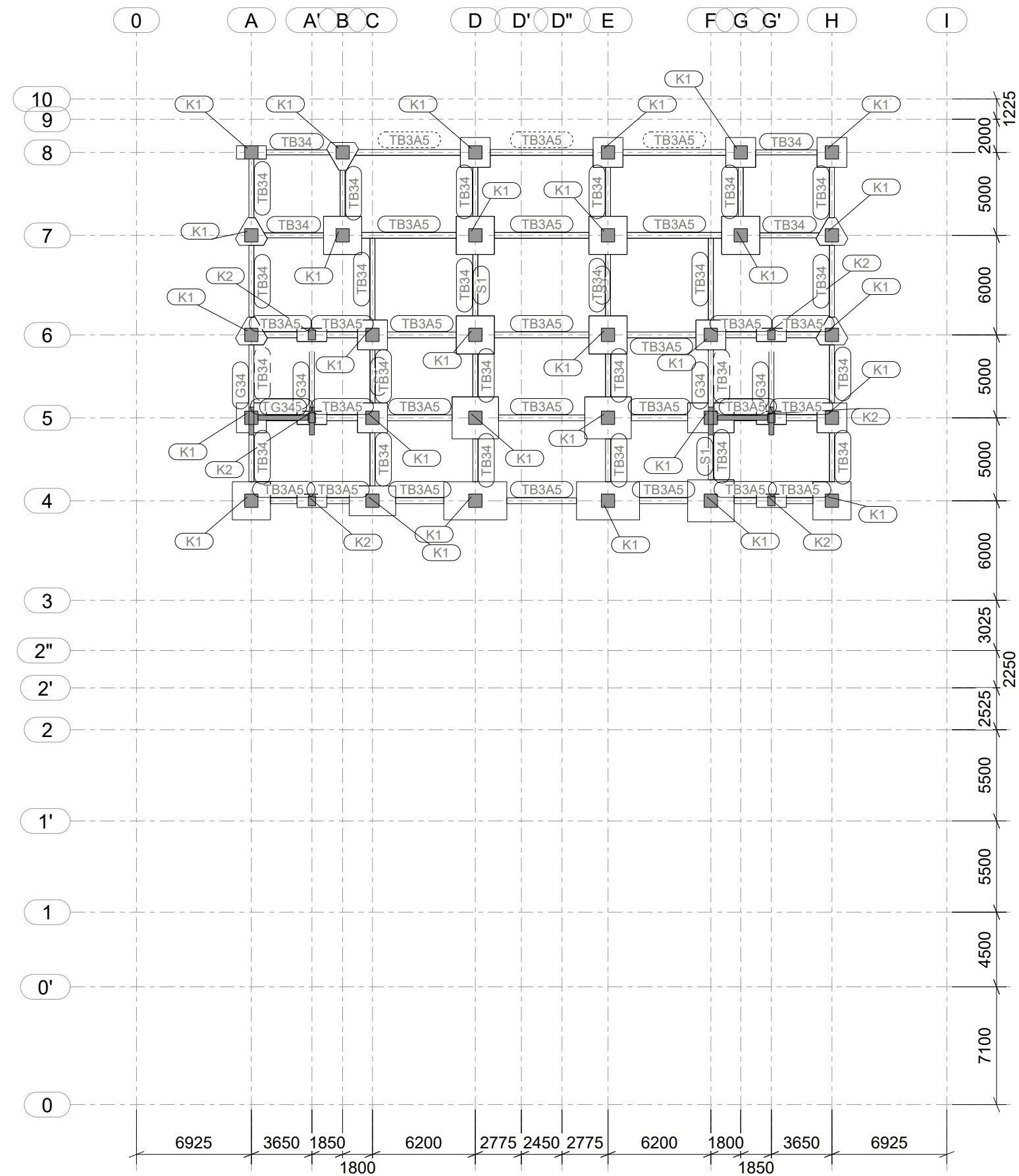
MAIN CONTRACTOR :

PROJECT :

TITLE :  
Tekla Structures Project Name

PRECASTER :

MODELLED BY	MODEL NAME	Gedung Kantor***
SCALE	APPROVED BY	
1:300	PROJECT ENGINEER	
ISSUE DATE	DESIGN ENGINEER	
PROJECT NUMBER	DRAWING NUMBER	REV.
TS1000		



**DENAH TIE BEAM DAN KOLOM LT. P1A**  
1:300

REV.	DATE	BY	DESCRIPTION
------	------	----	-------------

PROJECT TITLE :

OWNER :

ARCHITECT :

CONSULTANT :

MAIN CONTRACTOR :

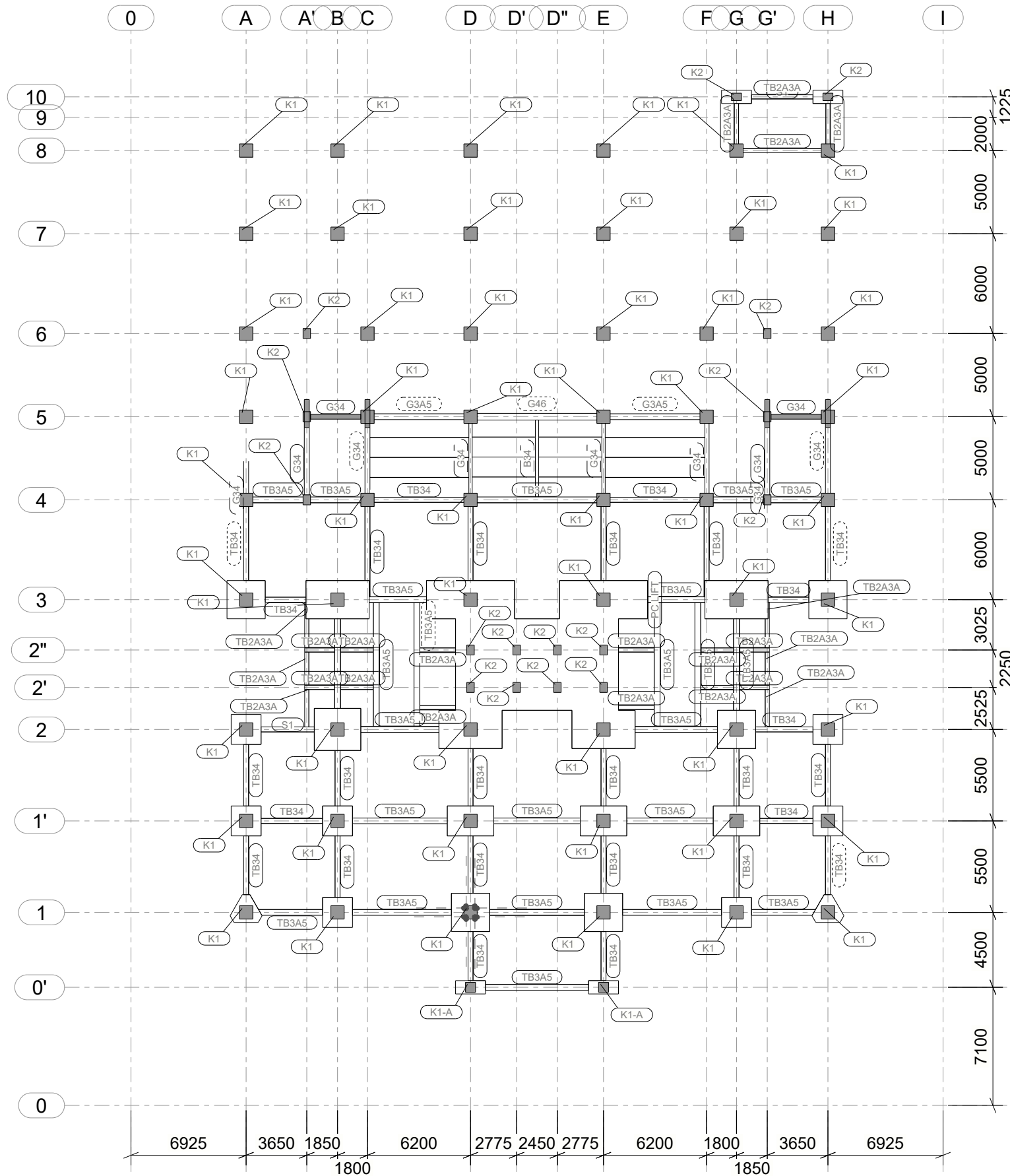
PROJECT :

TITLE :

PRECASTER :

MODELLED BY	MODEL NAME Gedung Kanto***
SCALE 1:300	APPROVED BY
ISSUE DATE	PROJECT ENGINEER
PROJECT NUMBER TS1000	DESIGN ENGINEER
	DRAWING NUMBER
	REV.





**DENAH TIE BEAM DAN KOLOM LT. P1B DAN LT. 1**

1:300

REV.	DATE	BY	DESCRIPTION

PROJECT TITLE :

OWNER :

ARCHITECT :

CONSULTANT :


MAIN CONTRACTOR :

PROJECT :

TITLE :  
Tekla Structures Project Name

PRECASTER :

MODELLED BY	MODEL NAME Gedung Kanto***
SCALE 1:300	APPROVED BY
ISSUE DATE	PROJECT ENGINEER
PROJECT NUMBER TS1000	DESIGN ENGINEER
	DRAWING NUMBER
	REV.



**DENAH BALOK DAN KOLOM LT. P2A**  
1:300

REV.	DATE	BY	DESCRIPTION

PROJECT TITLE :

OWNER :

ARCHITECT :

CONSULTANT :

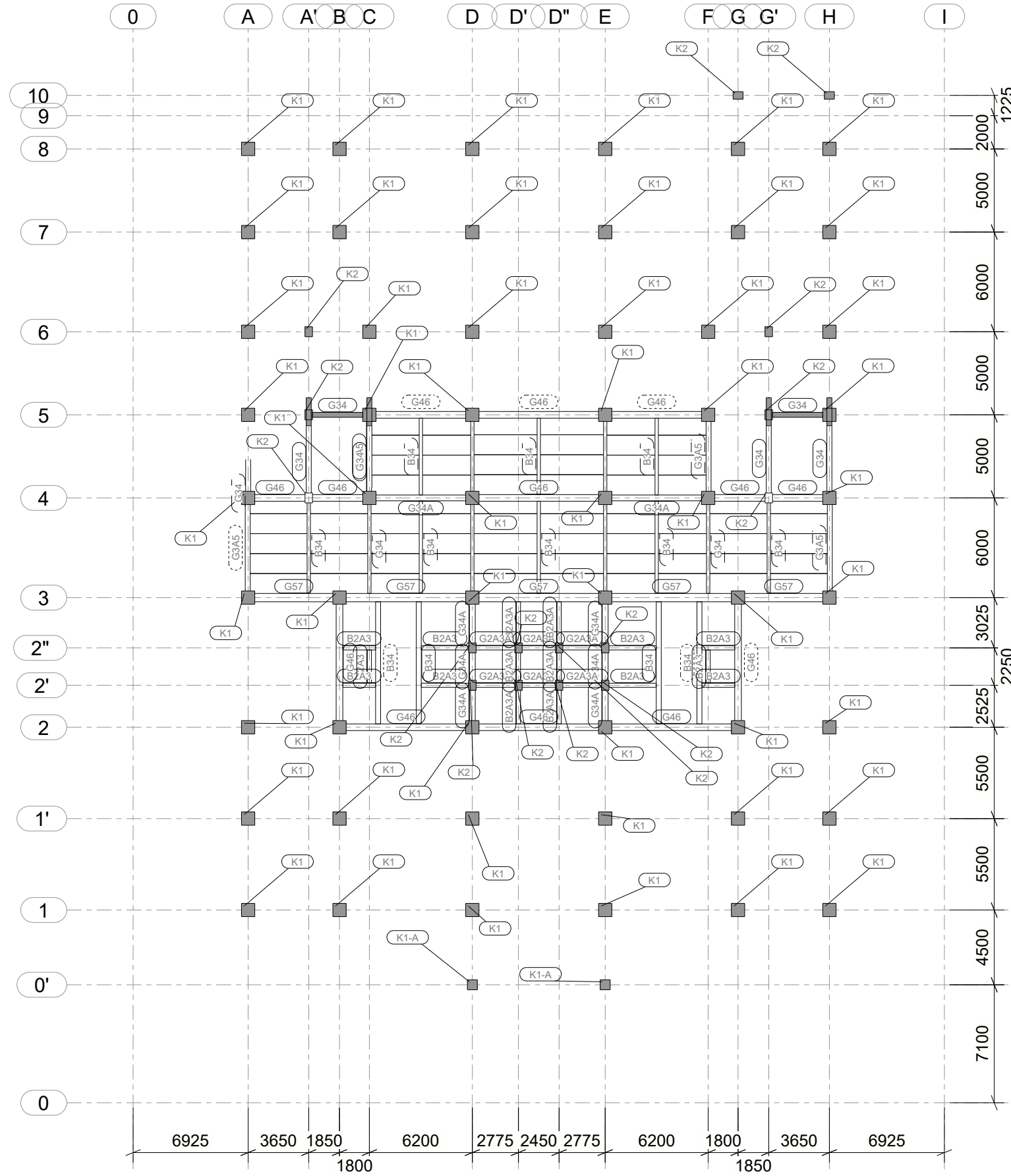
MAIN CONTRACTOR :

PROJECT :

TITLE :  
Tekla Structures Project Name

PRECASTER :

MODELLED BY	MODEL NAME Gedung Kanto***
SCALE 1:300	APPROVED BY
ISSUE DATE	PROJECT ENGINEER
PROJECT NUMBER TS1000	DESIGN ENGINEER
	DRAWING NUMBER
	REV.



**DENAH BALOK DAN KOLOM LT. P2B**

1:300

REV. DATE BY DESCRIPTION

PROJECT TITLE :

OWNER :

ARCHITECT :

CONSULTANT :

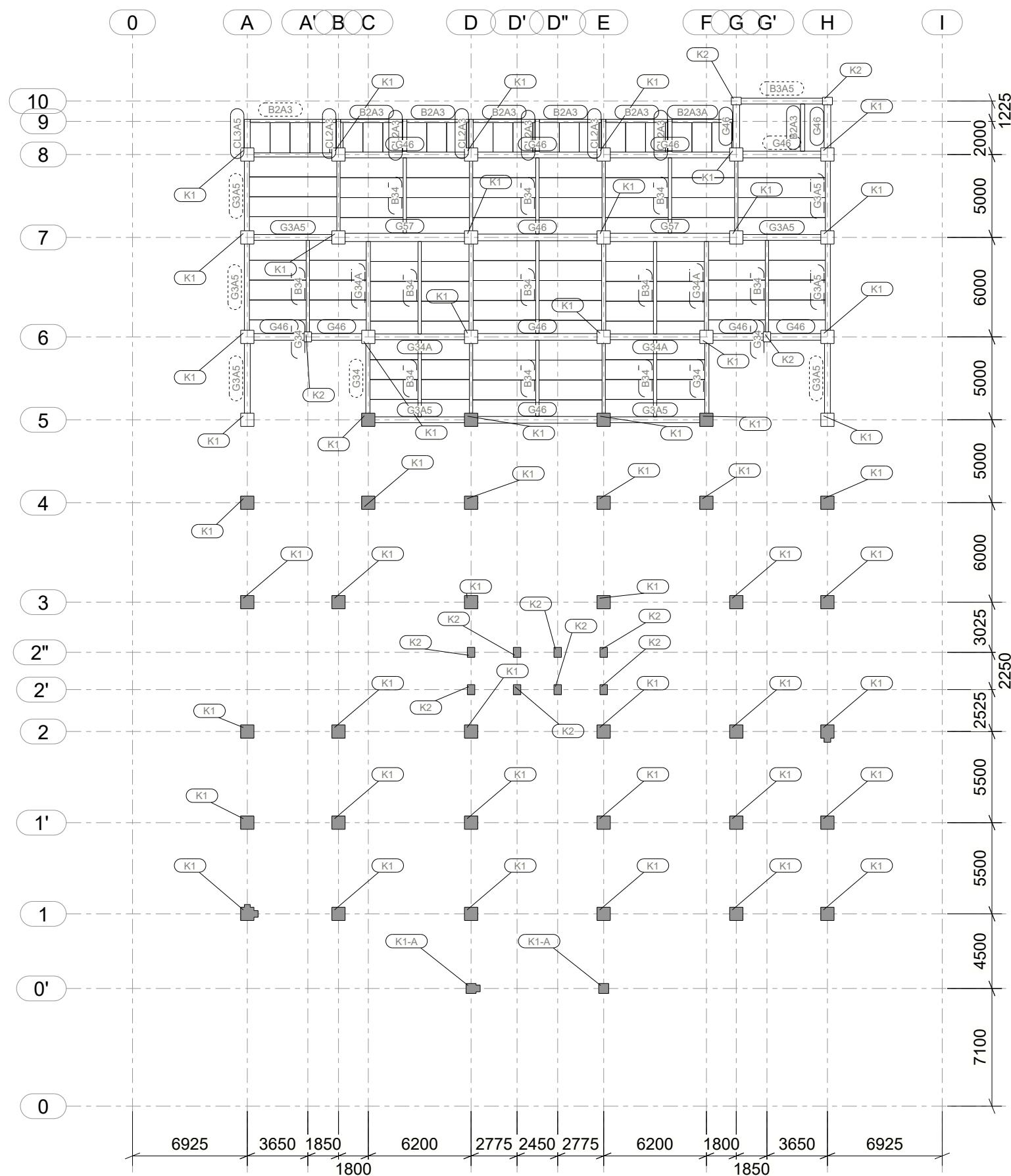
MAIN CONTRACTOR :

PROJECT :

TITLE :  
Tekla Structures Project Name

PRECASTER :

MODELLED BY	MODEL NAME	Gedung Kantor***
SCALE	APPROVED BY	
1:300	PROJECT ENGINEER	
ISSUE DATE	DESIGN ENGINEER	
PROJECT NUMBER	DRAWING NUMBER	REV.
TS1000		



**DENAH BALOK DAN KOLOM LT. P3A**  
1:300

REV.	DATE	BY	DESCRIPTION

PROJECT TITLE :

OWNER :

ARCHITECT :

CONSULTANT :

MAIN CONTRACTOR :

PROJECT :

TITLE :  
Tekla Structures Project Name

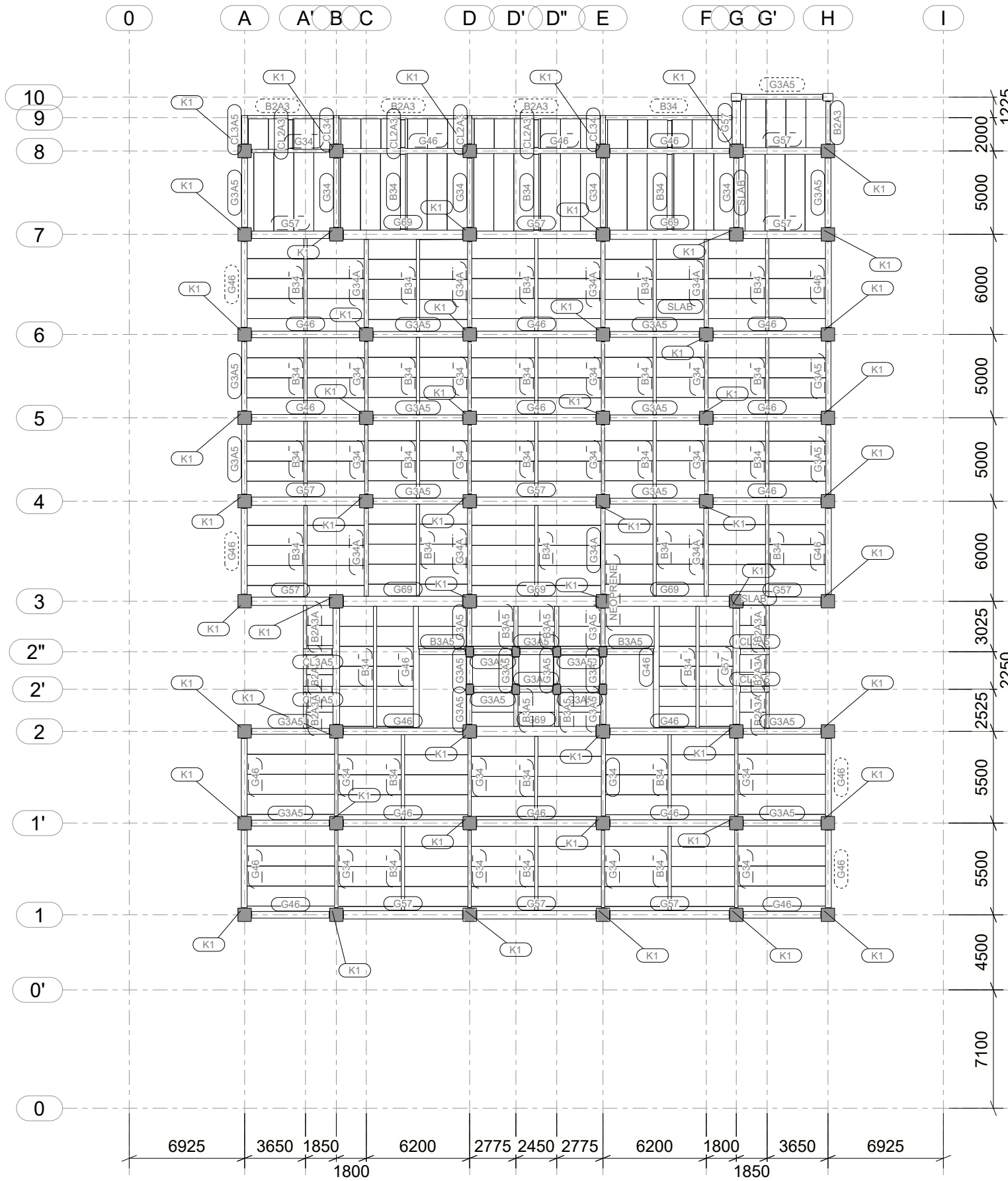
PRECASTER :

MODELLED BY	MODEL NAME Gedung Kanto***
SCALE 1:300	APPROVED BY
ISSUE DATE	PROJECT ENGINEER
	DESIGN ENGINEER
PROJECT NUMBER TS1000	DRAWING NUMBER
	REV.









DENAH BALOK DAN KOLOM LT. 4  
1:300


REV. DATE BY DESCRIPTION  
PROJECT TITLE :

OWNER :

ARCHITECT :

CONSULTANT :

MAIN CONTRACTOR :

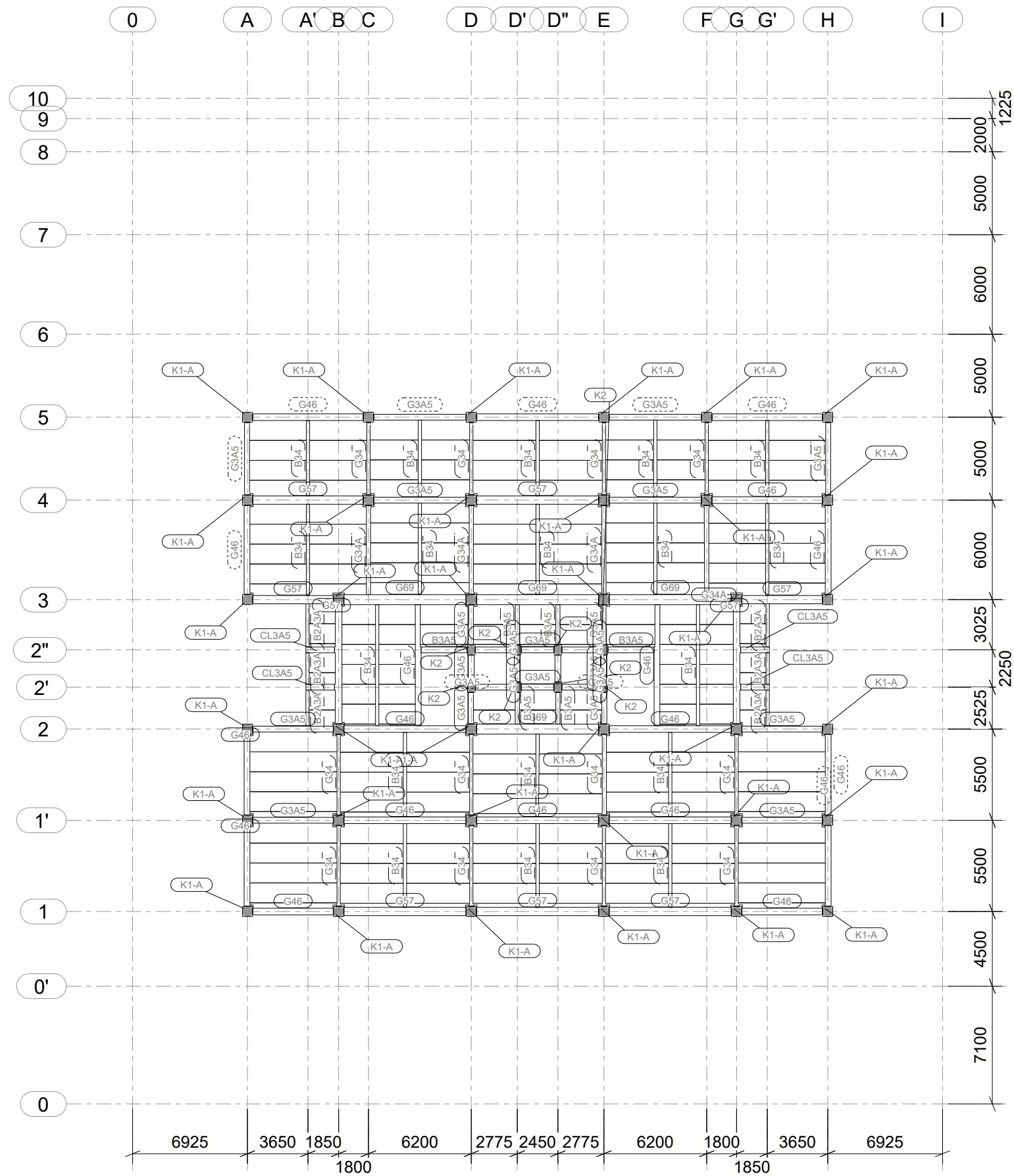
PROJECT :

TITLE :  
Tekla Structures Project Name

PRECASTER :

MODELLED BY	MODEL NAME Gedung Kanto***
SCALE 1:300	APPROVED BY
ISSUE DATE	PROJECT ENGINEER
PROJECT NUMBER TS1000	DESIGN ENGINEER
	DRAWING NUMBER
	REV.





**DENAH BALOK DAN KOLOM LT. 6**

1:300

Tekla structures

REV.	DATE	BY	DESCRIPTION

PROJECT TITLE :

OWNER :

ARCHITECT :

CONSULTANT :

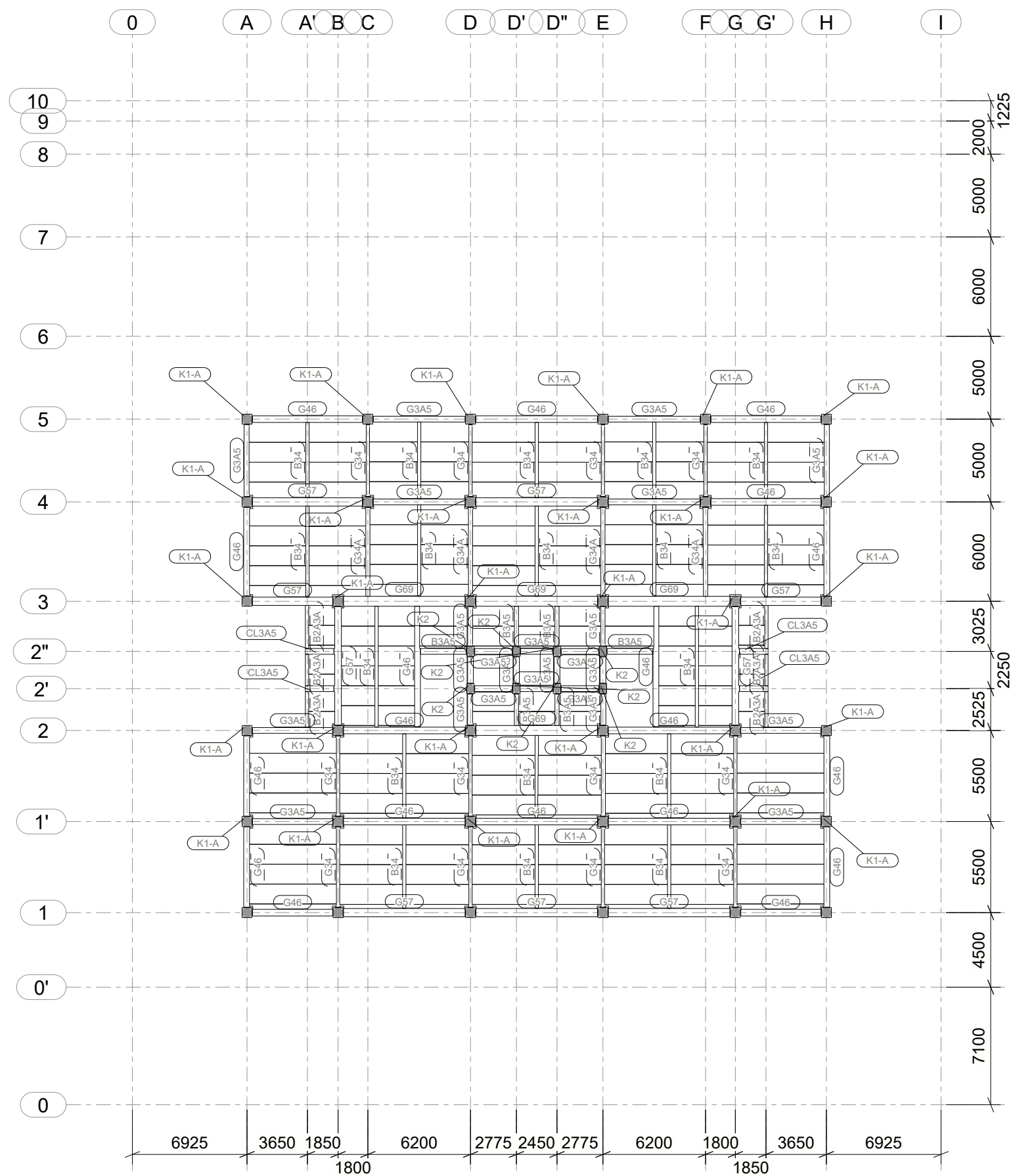
MAIN CONTRACTOR :

PROJECT :

TITLE :  
Tekla Structures Project Name

PRECASTER :

MODELLED BY	MODEL NAME	Gedung Kanto***
SCALE	APPROVED BY	
1:300	PROJECT ENGINEER	
ISSUE DATE	DESIGN ENGINEER	
PROJECT NUMBER	DRAWING NUMBER	REV.
TS1000		



DENAH BALOK DAN KOLOM LT. 7  
1:300

REV. DATE BY DESCRIPTION

PROJECT TITLE :

OWNER :

ARCHITECT :

CONSULTANT :

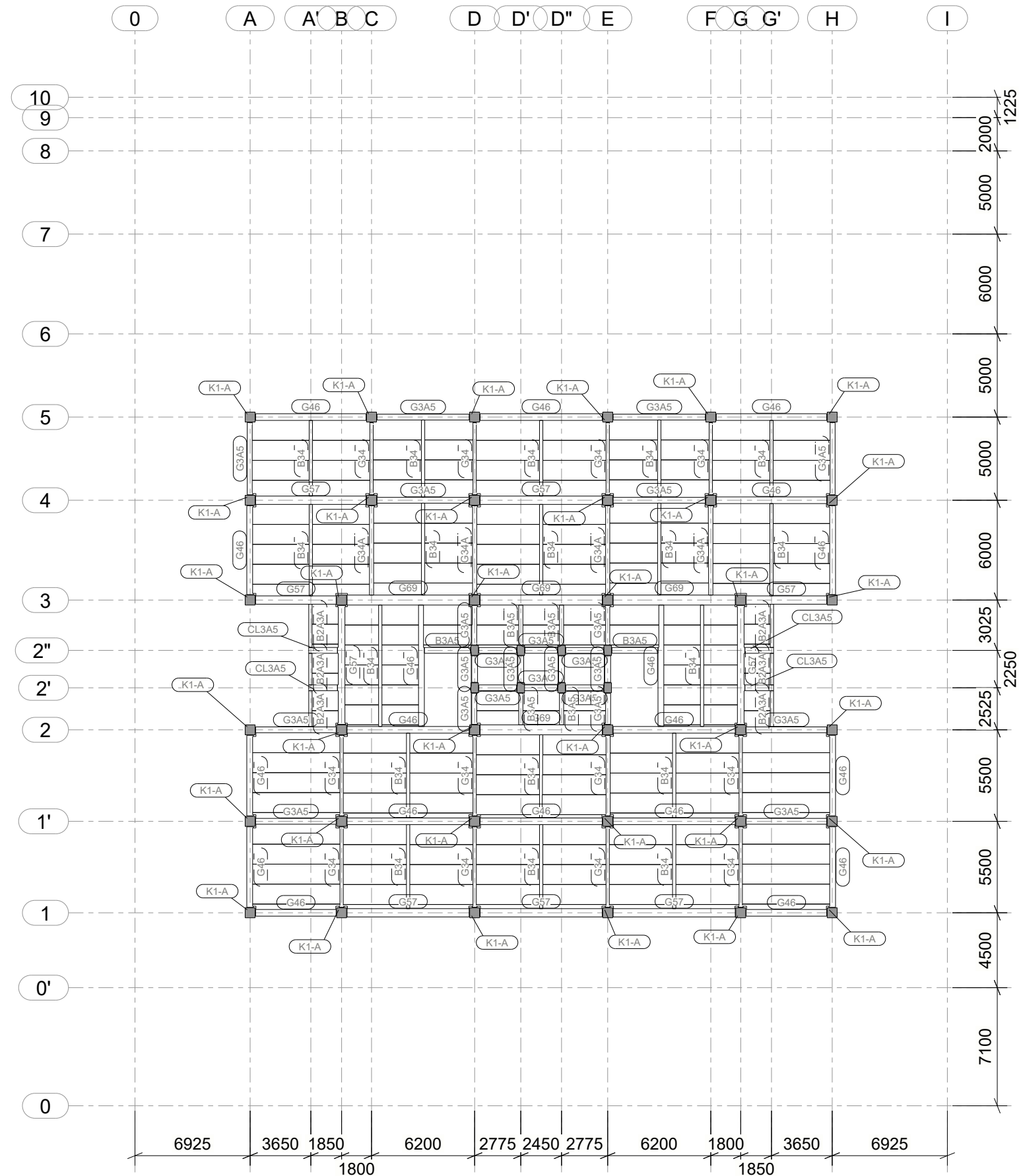
MAIN CONTRACTOR :

PROJECT :

TITLE :  
Tekla Structures Project Name

PRECASTER :

MODELLED BY	MODEL NAME	Gedung Kanto***
SCALE	APPROVED BY	
1:300	PROJECT ENGINEER	
ISSUE DATE	DESIGN ENGINEER	
PROJECT NUMBER	DRAWING NUMBER	REV.
TS1000		




**DENAH BALOK DAN KOLOM LT. 8**  
 1:300

REV.	DATE	BY	DESCRIPTION

PROJECT TITLE :

OWNER :

ARCHITECT :

CONSULTANT :

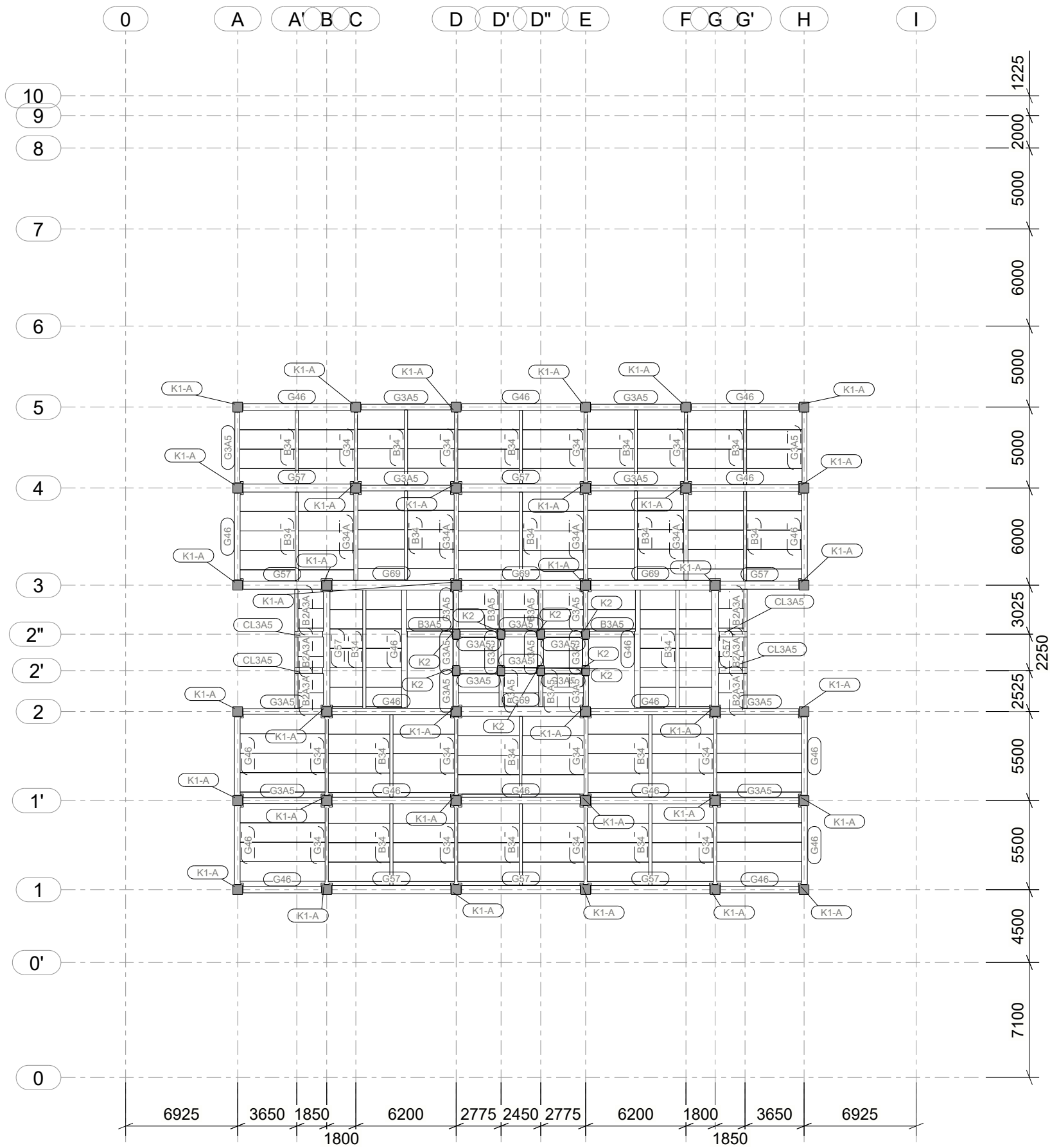
MAIN CONTRACTOR :

PROJECT :

TITLE :  
Tekla Structures Project Name

PRECASTER :

MODELLED BY	MODEL NAME Gedung Kanto***	
SCALE	1:300	APPROVED BY
ISSUE DATE		PROJECT ENGINEER
PROJECT NUMBER TS1000	DRAWING NUMBER	DESIGN ENGINEER
		REV.



**DENAH BALOK DAN KOLOM LT. 9**

1:300

Tekla structures

REV.	DATE	BY	DESCRIPTION

PROJECT TITLE :

OWNER :

ARCHITECT :

CONSULTANT :

MAIN CONTRACTOR :

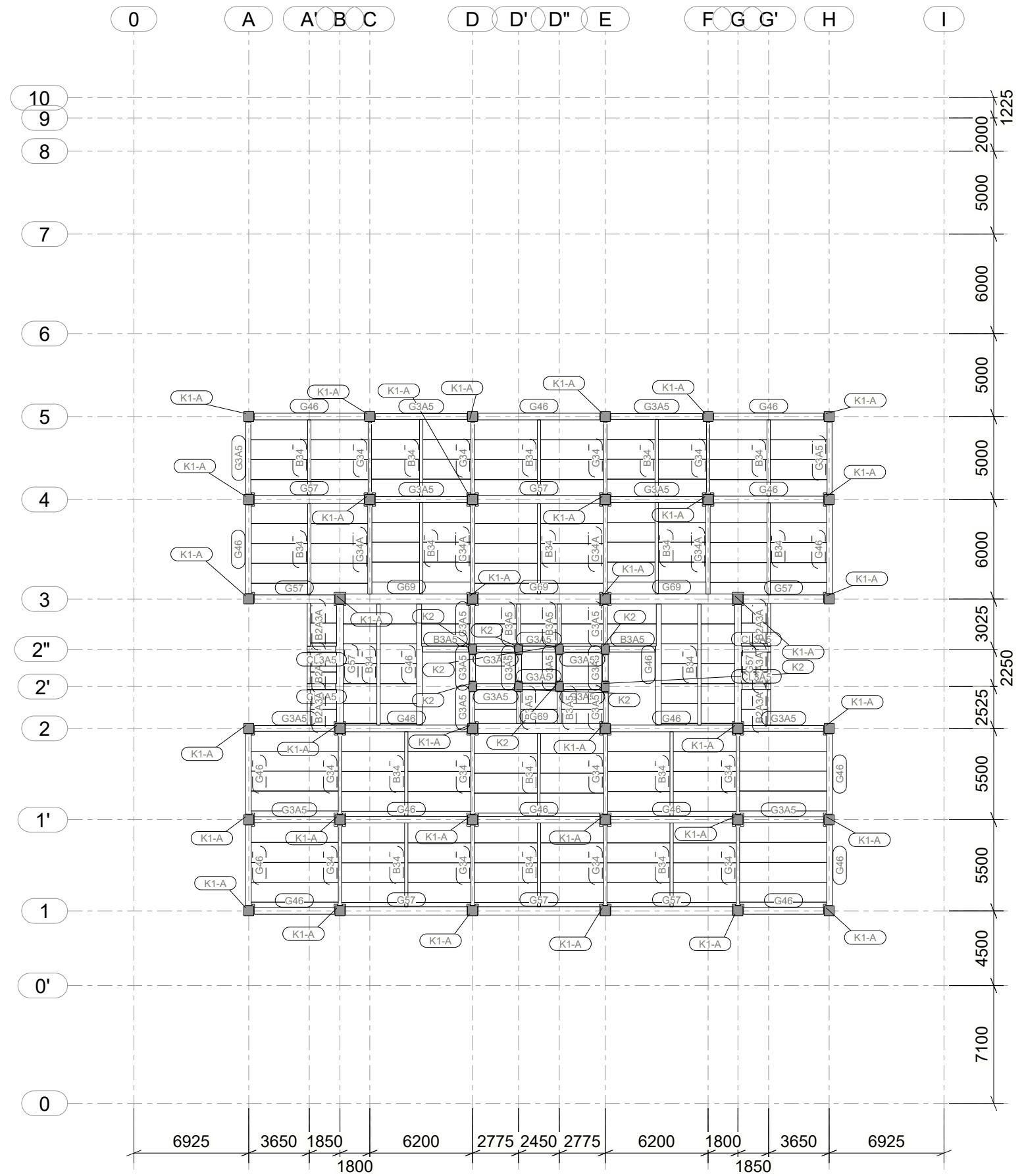
PROJECT :

TITLE :  
Tekla Structures Project Name

PRECASTER :

MODELLED BY	MODEL NAME: Gedung Kanto***
SCALE: 1:300	APPROVED BY
ISSUE DATE	PROJECT ENGINEER
PROJECT NUMBER: TS1000	DESIGN ENGINEER
	DRAWING NUMBER
	REV.





DENAH BALOK DAN KOLOM LT. 10  
1:300

REV.	DATE	BY	DESCRIPTION

PROJECT TITLE :

OWNER :

ARCHITECT :

CONSULTANT :

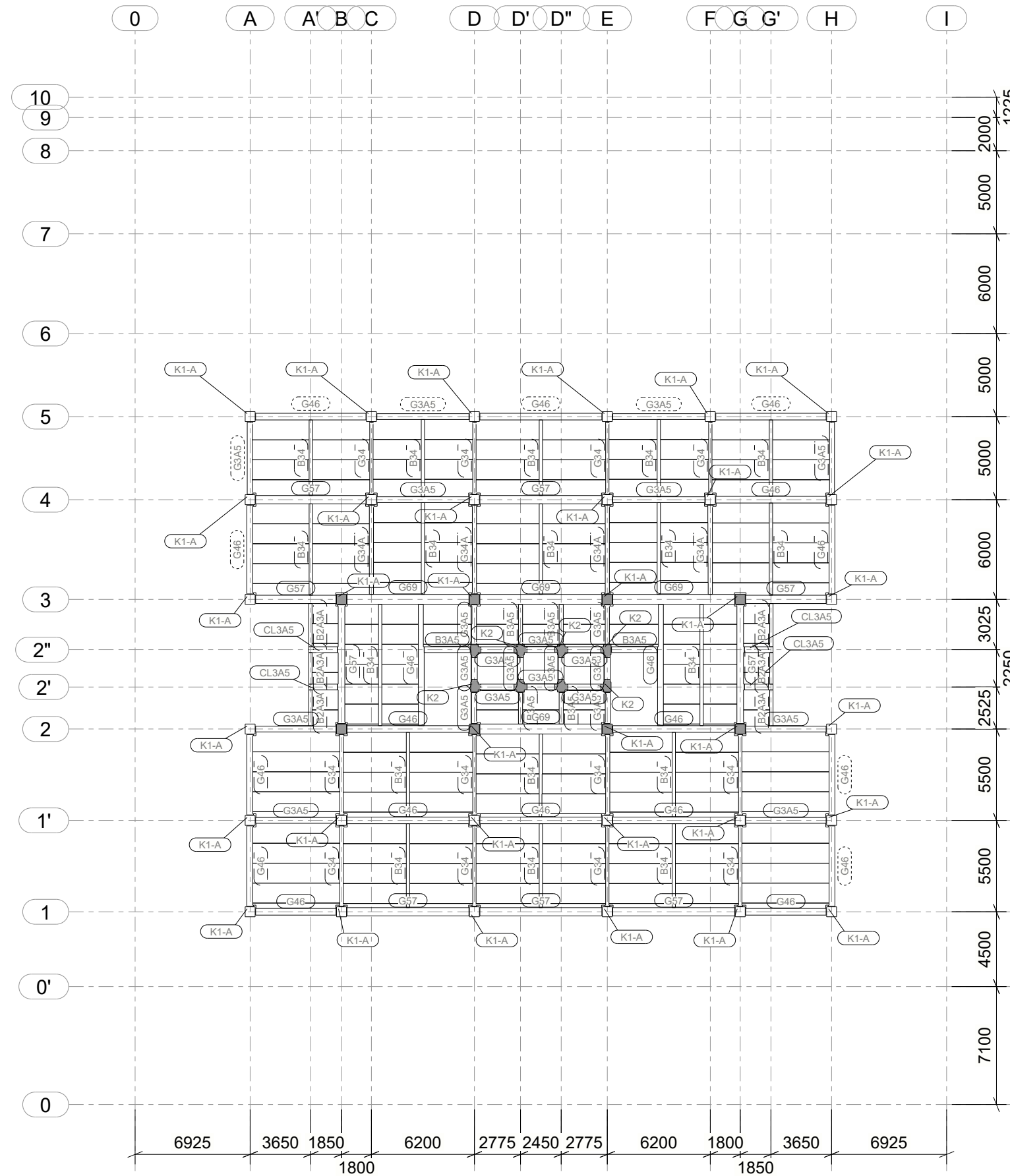
MAIN CONTRACTOR :

PROJECT :

TITLE :  
Tekla Structures Project Name

PRECASTER :

MODELLED BY	MODEL NAME	Gedung Kanto***
SCALE	APPROVED BY	
	PROJECT ENGINEER	
ISSUE DATE	DESIGN ENGINEER	
PROJECT NUMBER	DRAWING NUMBER	REV.
TS1000		



**DENAH BALOK DAN KOLOM LT. ATAP**

1:300


REV. DATE BY DESCRIPTION

PROJECT TITLE :

OWNER :

ARCHITECT :

CONSULTANT :


MAIN CONTRACTOR :

PROJECT :

TITLE :  
Tekla Structures Project Name

PRECASTER :

MODELLED BY	MODEL NAME Gedung Kanto***
SCALE 1:300	APPROVED BY
ISSUE DATE	PROJECT ENGINEER
PROJECT NUMBER TS1000	DESIGN ENGINEER
	DRAWING NUMBER
	REV.



DENAH BALOK DAN KOLOM LT. LMR  
1:300

REV.	DATE	BY	DESCRIPTION

PROJECT TITLE :

OWNER :

ARCHITECT :

CONSULTANT :

MAIN CONTRACTOR :

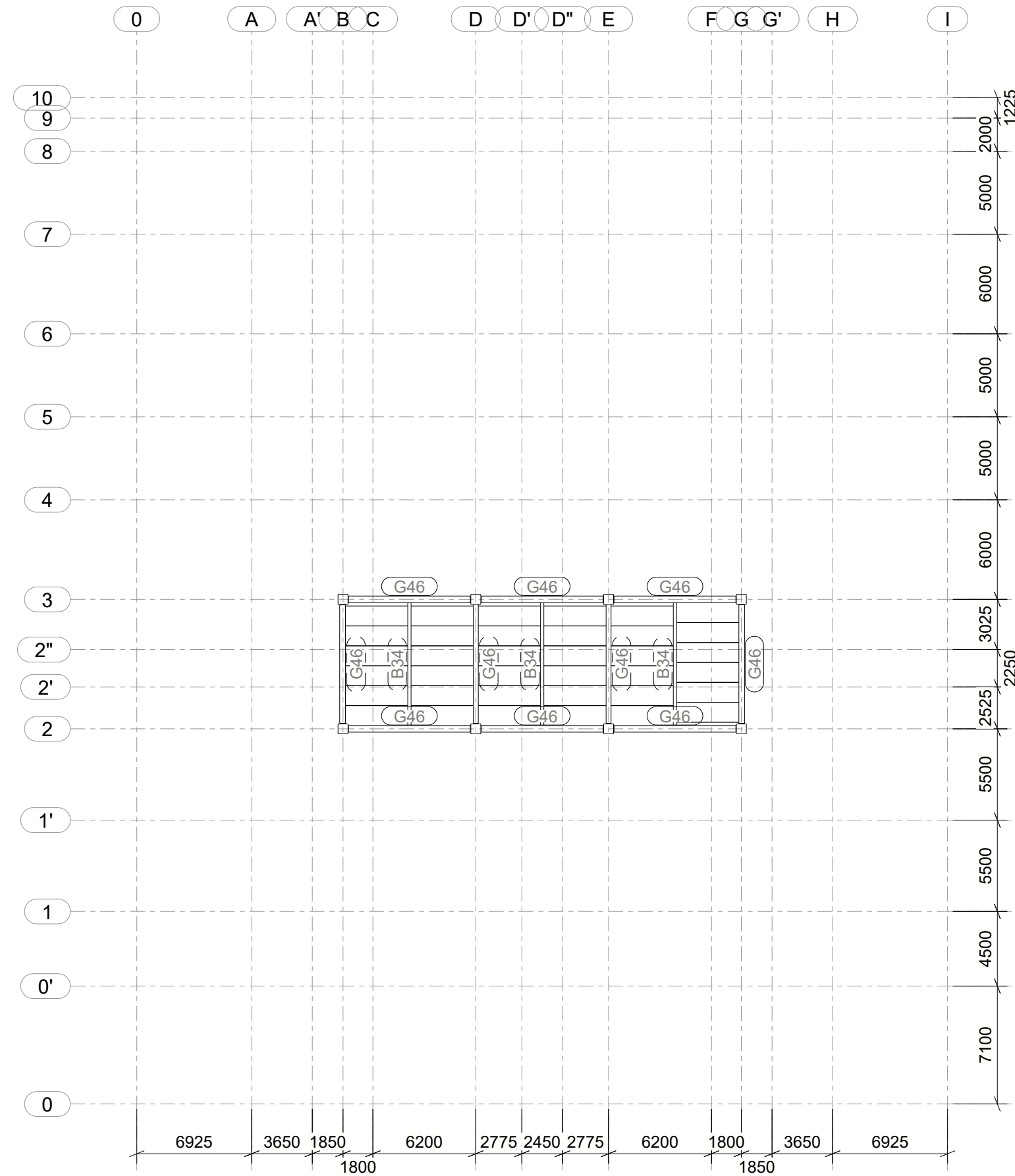
PROJECT :

TITLE :

Tekla Structures Project Name

PRECASTER :

MODELLED BY	MODEL NAME	Gedung Kanto***
SCALE	APPROVED BY	
1:300	PROJECT ENGINEER	
ISSUE DATE	DESIGN ENGINEER	
PROJECT NUMBER	DRAWING NUMBER	REV.
TS1000		



DENAH BALOK DAN KOLOM LT. ATAP LMR

1:300

REV.	DATE	BY	DESCRIPTION

PROJECT TITLE :

OWNER :

ARCHITECT :

CONSULTANT :

MAIN CONTRACTOR :

PROJECT :

TITLE :  
Tekla Structures Project Name

PRECASTER :

MODELLED BY	MODEL NAME	Gedung Kanto***
SCALE	APPROVED BY	
1:300	PROJECT ENGINEER	
ISSUE DATE	DESIGN ENGINEER	
PROJECT NUMBER	DRAWING NUMBER	REV.
TS1000		

### DAFTAR PENULANGAN TIE BEAM

SKALA 1:20

Elemen	TB2A3A-25x35cm		TB34-30x40cm		TB3A5-35x50cm	
	Tumpuan	Lapangan	Tumpuan	Lapangan	Tumpuan	Lapangan
Detail						
Tulangan Atas	4D19	4D19	6D19	2D16	6D19	4D19
Tulangan Samping	-	-	-	-	-	-
Tulangan Bawah	3D19	2D19	3D19	4D16	2D19	6D19
Tulangan Sengkang	D10-100	D10-150	D10-100	D10-200	D13-100	D13-200

### DAFTAR PENULANGAN KOLOM

SKALA 1:20

Elemen	K1-80x80cm		K1-A-60x60cm		K2-45x60cm	
	Tumpuan	Lapangan	Tumpuan	Lapangan	Tumpuan	Lapangan
Detail						
Tulangan Atas	6D25	6D25	5D25	5D25	4D25	4D25
Tulangan Samping	8D25	8D25	6D25	6D25	4D25	4D25
Tulangan Bawah	6D25	6D25	5D25	5D25	4D25	4D25
Tulangan Sengkang	4D13-100	2D13-150	4D13-100	2D13-150	4D13-100	2D13-150

REV. DATE BY DESCRIPTION

PROJECT TITLE :

OWNER :

ARCHITECT :

CONSULTANT :

MAIN CONTRACTOR :

PROJECT :

TITLE :  
Tekla Structures Project Name

PRECASTER :

MODELLED BY	MODEL NAME Gedung Kanto***
SCALE	APPROVED BY
ISSUE DATE	PROJECT ENGINEER
PROJECT NUMBER TS1000	DESIGN ENGINEER
	DRAWING NUMBER
	REV.

DAFTAR PENULANGAN INDUK

SKALA 1:20

Elemen	G2A3A-25x35cm		G34-30x40cm		G34A-30x45cm		G3A5-35x50cm	
	Tumpuan	Lapangan	Tumpuan	Lapangan	Tumpuan	Lapangan	Tumpuan	Lapangan
Detail Komposit								
Detail Pracetak								
Tulangan Atas	4D19	5D19	7D19	8D19	9D19	7D19	8D22	6D22
Tulangan Samping	2D16	2D16	2D16	2D16	2D16	2D16	2D19	2D19
Tulangan Bawah	4D19	3D19	4D19	4D19	6D19	6D19	5D22	7D22
Tulangan Sengkang	D10-100	D10-000	D10-100	D10-150	3D10-100	3D10-150	D13-100	D13-200

DAFTAR PENULANGAN INDUK

SKALA 1:20

Elemen	G46-40x60cm		G57-50x70cm		G69-60x90cm	
	Tumpuan	Lapangan	Tumpuan	Lapangan	Tumpuan	Lapangan
Detail Komposit						
Detail Pracetak						
Tulangan Atas	9D22	8D22	10D22	9D22	11D22	12D22
Tulangan Samping	2D19	2D19	4D19	4D19	6D19	6D19
Tulangan Bawah	7D22	6D22	8D22	10D22	11D22	11D22
Tulangan Sengkang	D13-100	D13-200	3D13-100	3D13-200	3D13-100	3D13-200

REV. DATE BY DESCRIPTION

PROJECT TITLE :

OWNER :

ARCHITECT :

CONSULTANT :

MAIN CONTRACTOR :

PROJECT :

TITLE :  
Tekla Structures Project Name

PRECASTER :

MODELLED BY	MODEL NAME Gedung Kantor***
SCALE	APPROVED BY
ISSUE DATE	PROJECT ENGINEER
PROJECT NUMBER TS1000	DESIGN ENGINEER
	DRAWING NUMBER
	REV.



DAFTAR PENULANGAN BALOK ANAK

SKALA 1:20

Elemen	B2A3-25x30cm		B2A3A-25x35cm		B34-30x40cm		B3A5-35x50cm	
	Tumpuan	Lapangan	Tumpuan	Lapangan	Tumpuan	Lapangan	Tumpuan	Lapangan
Detail Komposit								
Detail Pracetak								
Tulangan Atas	4D16	4D16	6D16	6D16	7D19	7D19	6D19	6D19
Tulangan Samping	-	-	-	-	-	-	-	-
Tulangan Bawah	4D16	4D16	3D16	3D16	3D19	6D19	6D19	6D19
Tulangan Sengkang	D10-100	D10-200	D10-100	D10-200	D10-150	D10-200	D10-75	D10-150

DAFTAR PENULANGAN BALOK LUIVEL

SKALA 1:20

Elemen	CL2A3-25x30cm		CL34-30x40cm		CL3A5-35x50cm	
	Tumpuan	Lapangan	Tumpuan	Lapangan	Tumpuan	Lapangan
Detail Komposit						
Detail Pracetak						
Tulangan Atas	4D19	4D19	4D19	4D19	2D19	2D19
Tulangan Samping	-	-	-	-	-	-
Tulangan Bawah	2D19	2D19	2D19	2D19	2D19	2D19
Tulangan Sengkang	D10-100	D10-100	D10-150	D10-150	D10-200	D10-200

REV. DATE BY DESCRIPTION

PROJECT TITLE :

OWNER :

ARCHITECT :

CONSULTANT :

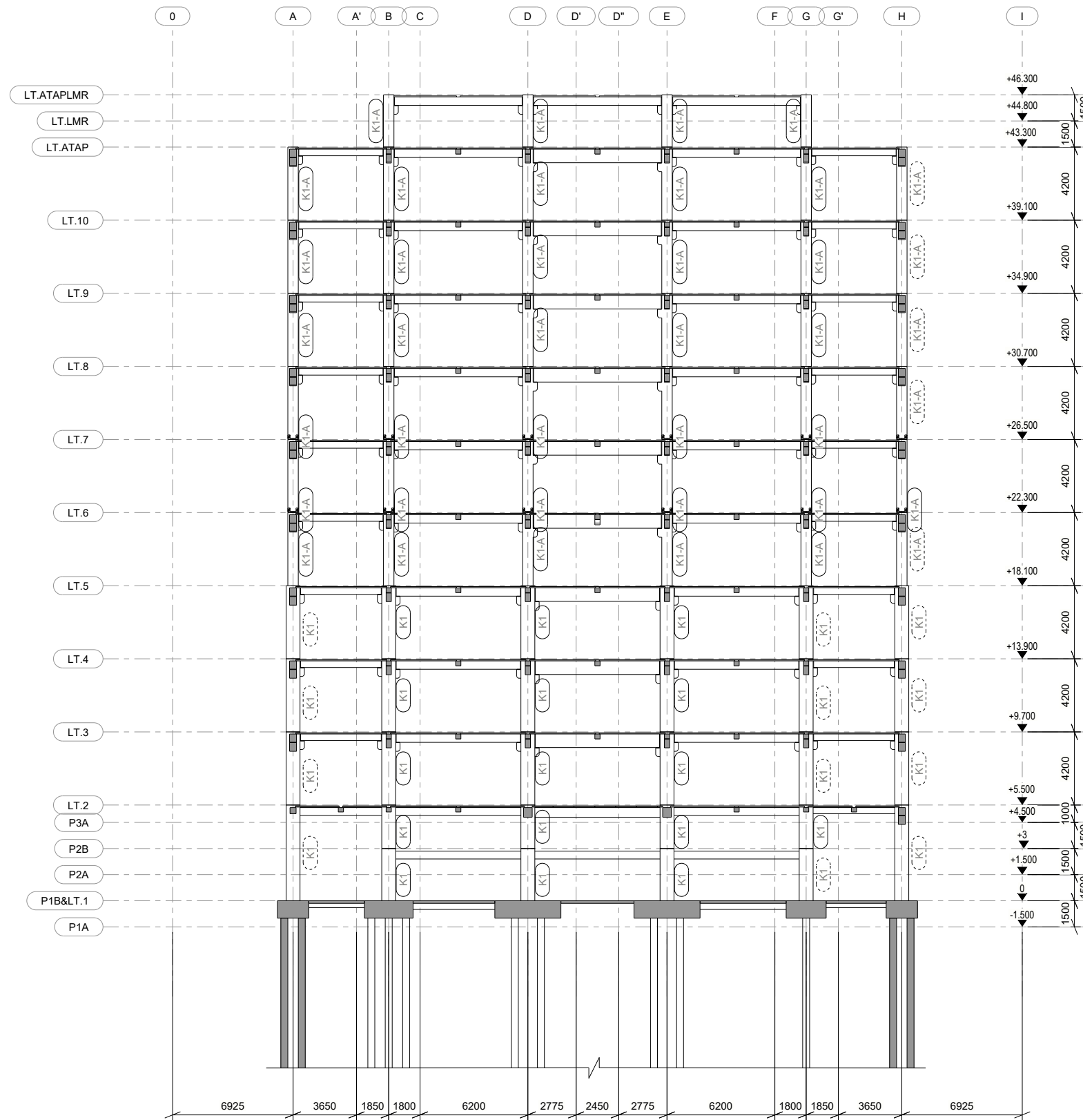
MAIN CONTRACTOR :

PROJECT :

TITLE :  
Tekla Structures Project Name

PRECASTER :

MODELLED BY	MODEL NAME Gedung Kanto***
SCALE	APPROVED BY
ISSUE DATE	PROJECT ENGINEER
PROJECT NUMBER TS1000	DESIGN ENGINEER
	DRAWING NUMBER
	REV.



PORTAL AS-2  
1:300

REV. DATE BY DESCRIPTION

PROJECT TITLE :

OWNER :

ARCHITECT :

CONSULTANT :


MAIN CONTRACTOR :

PROJECT :

TITLE :  
Tekla Structures Project Name

PRECASTER :

MODELLED BY	MODEL NAME Gedung Kanto***
SCALE 1:0 1:300	APPROVED BY
ISSUE DATE	PROJECT ENGINEER
PROJECT NUMBER TS1000	DESIGN ENGINEER
	DRAWING NUMBER
	REV.



**PORTAL AS-A**  
1:300

REV.	DATE	BY	DESCRIPTION

PROJECT TITLE :

OWNER :

ARCHITECT :

CONSULTANT :


MAIN CONTRACTOR :

PROJECT :

TITLE :  
Tekla Structures Project Name

PRECASTER :

MODELLED BY	MODEL NAME	Gedung Kantor***
SCALE	APPROVED BY	
ISSUE DATE	PROJECT ENGINEER	
PROJECT NUMBER	DESIGN ENGINEER	
TS1000	DRAWING NUMBER	REV.



**PORTAL AS-D**  
1:300

REV. DATE BY DESCRIPTION

PROJECT TITLE :

OWNER :

ARCHITECT :

CONSULTANT :

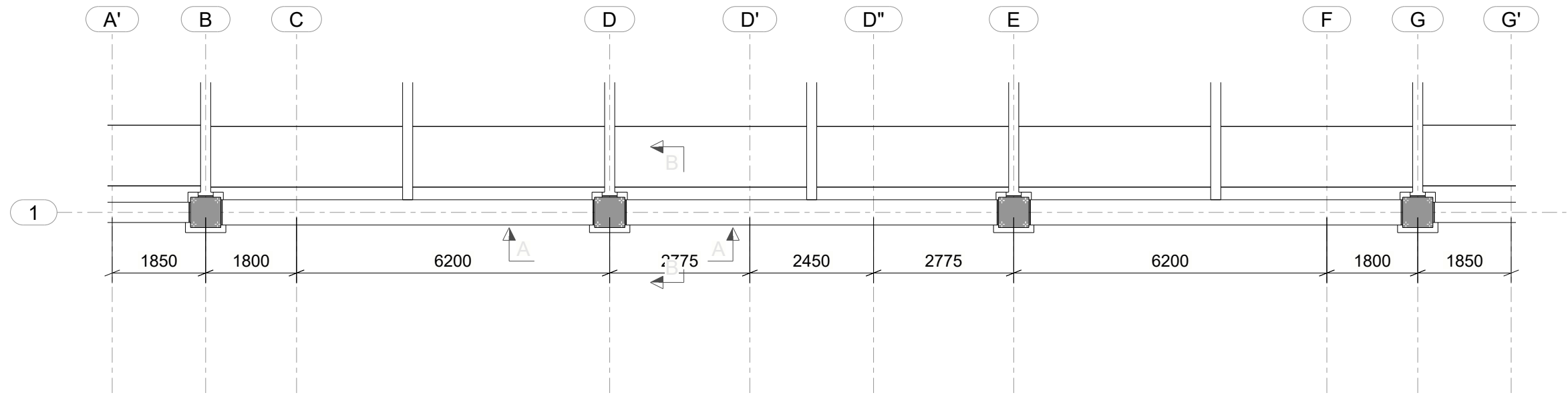
MAIN CONTRACTOR :

PROJECT :

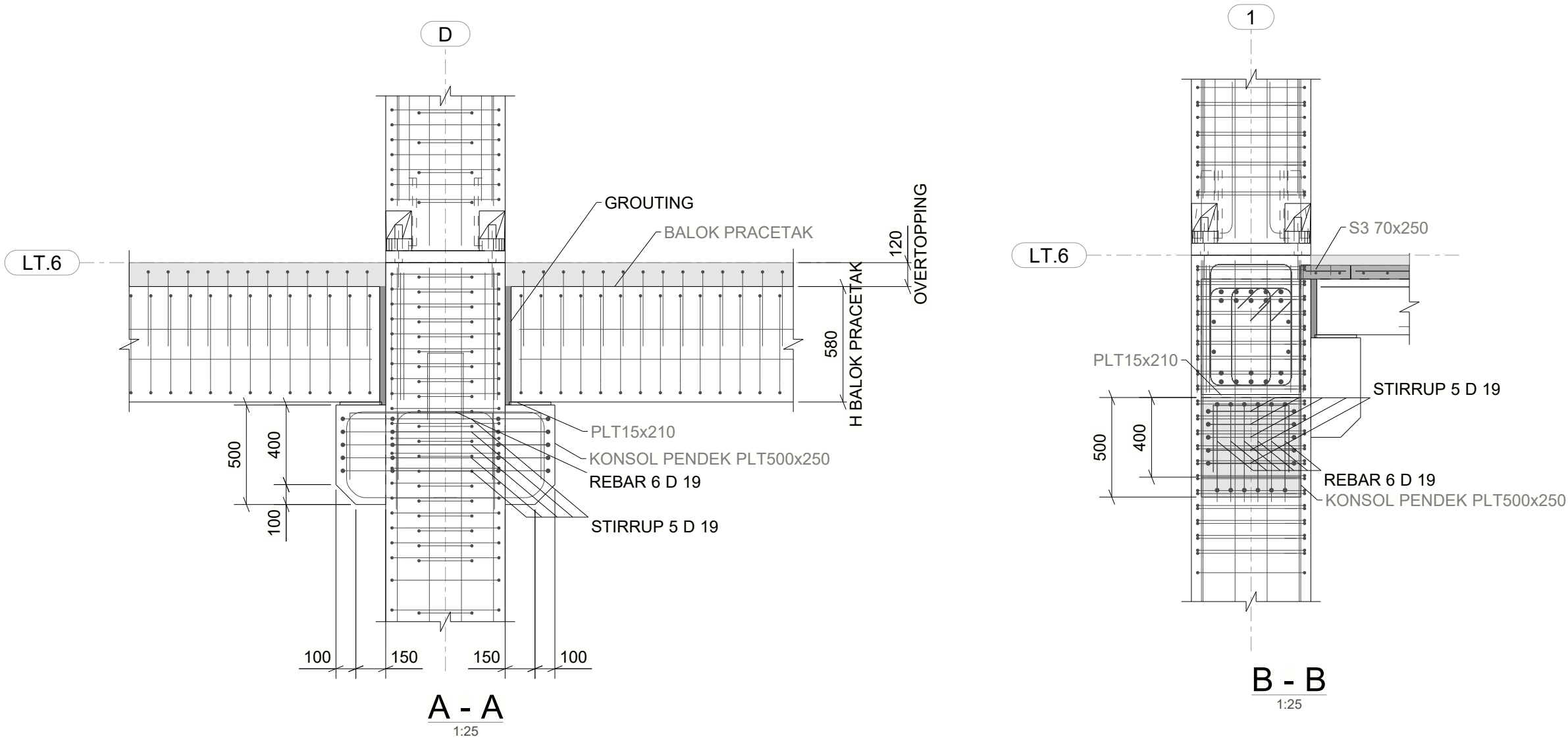
TITLE :  
Tekla Structures Project Name

PRECASTER :

MODELLED BY	MODEL NAME Gedung Kantor**
SCALE 1:300	APPROVED BY
ISSUE DATE	PROJECT ENGINEER
	DESIGN ENGINEER
PROJECT NUMBER TS1000	DRAWING NUMBER
	REV.



**DETAIL SAMBUNGAN BALOK - KOLOM**  
1:100



REV.	DATE	BY	DESCRIPTION

PROJECT TITLE :

OWNER :

ARCHITECT :

CONSULTANT :

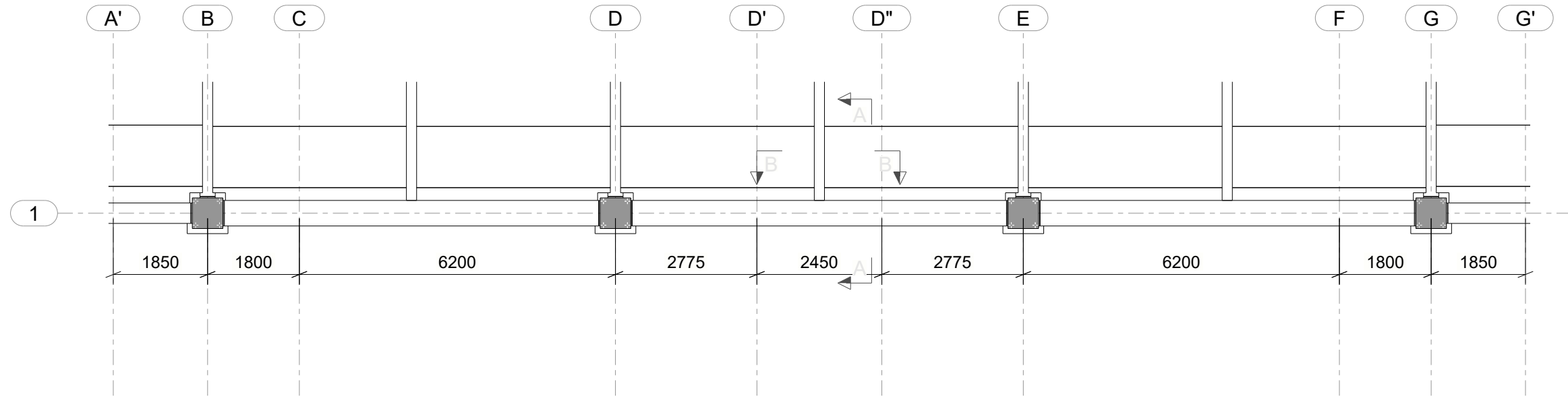
MAIN CONTRACTOR :

PROJECT :

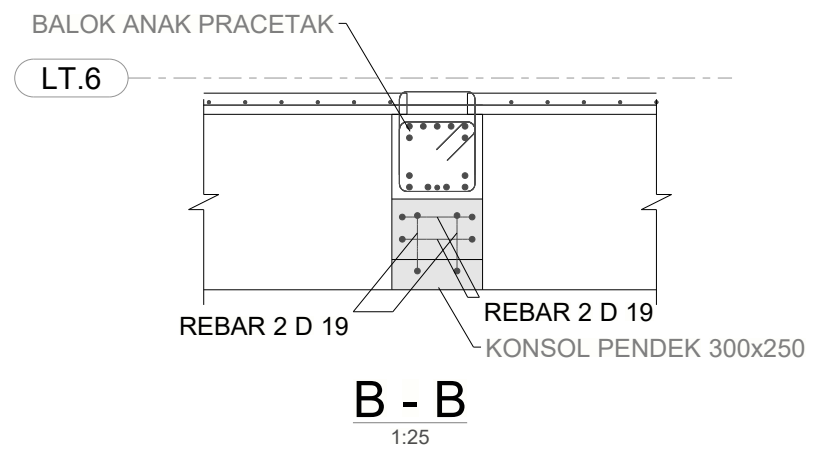
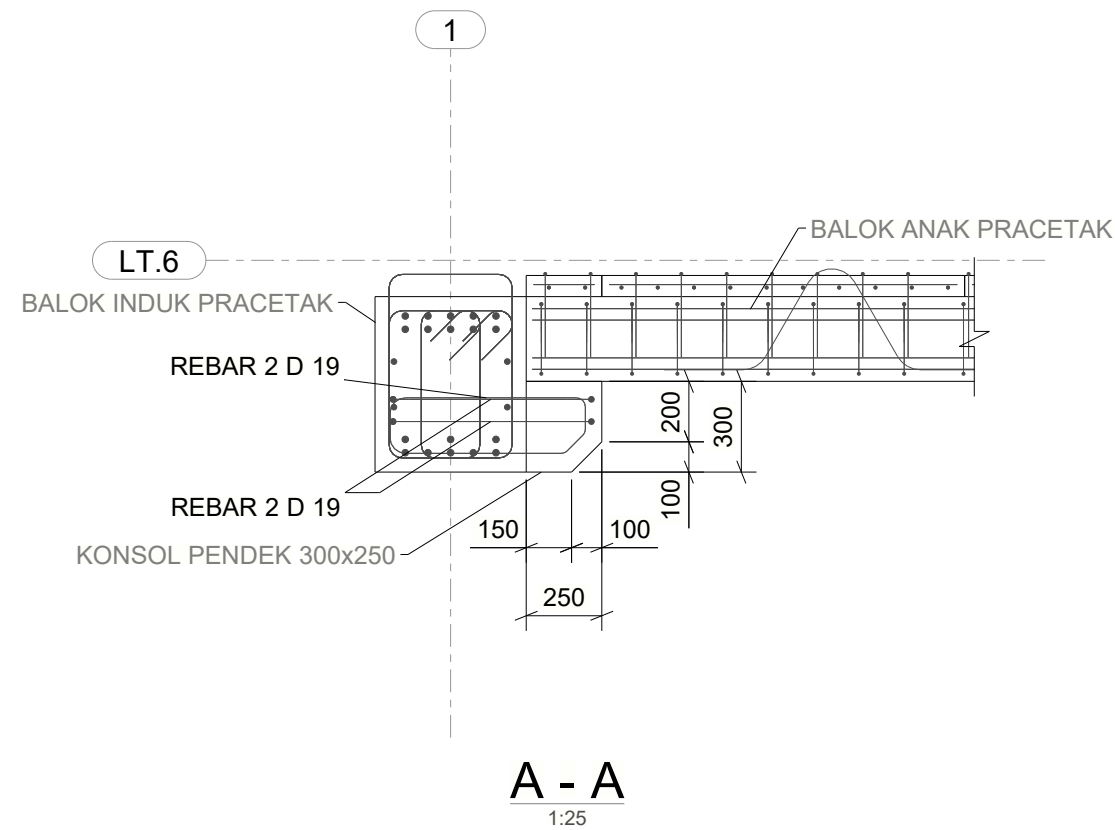
TITLE :  
Tekla Structures Project Name

PRECASTER :

MODELLED BY	MODEL NAME	Gedung Kanto***
SCALE	APPROVED BY	
ISSUE DATE	PROJECT ENGINEER	
PROJECT NUMBER	DESIGN ENGINEER	
TS1000	DRAWING NUMBER	REV.



**DETAIL SAMBUNGAN BALOK ANAK - BALOK INDUK**  
1:100



REV.	DATE	BY	DESCRIPTION

PROJECT TITLE :

OWNER :

ARCHITECT :

CONSULTANT :

MAIN CONTRACTOR :

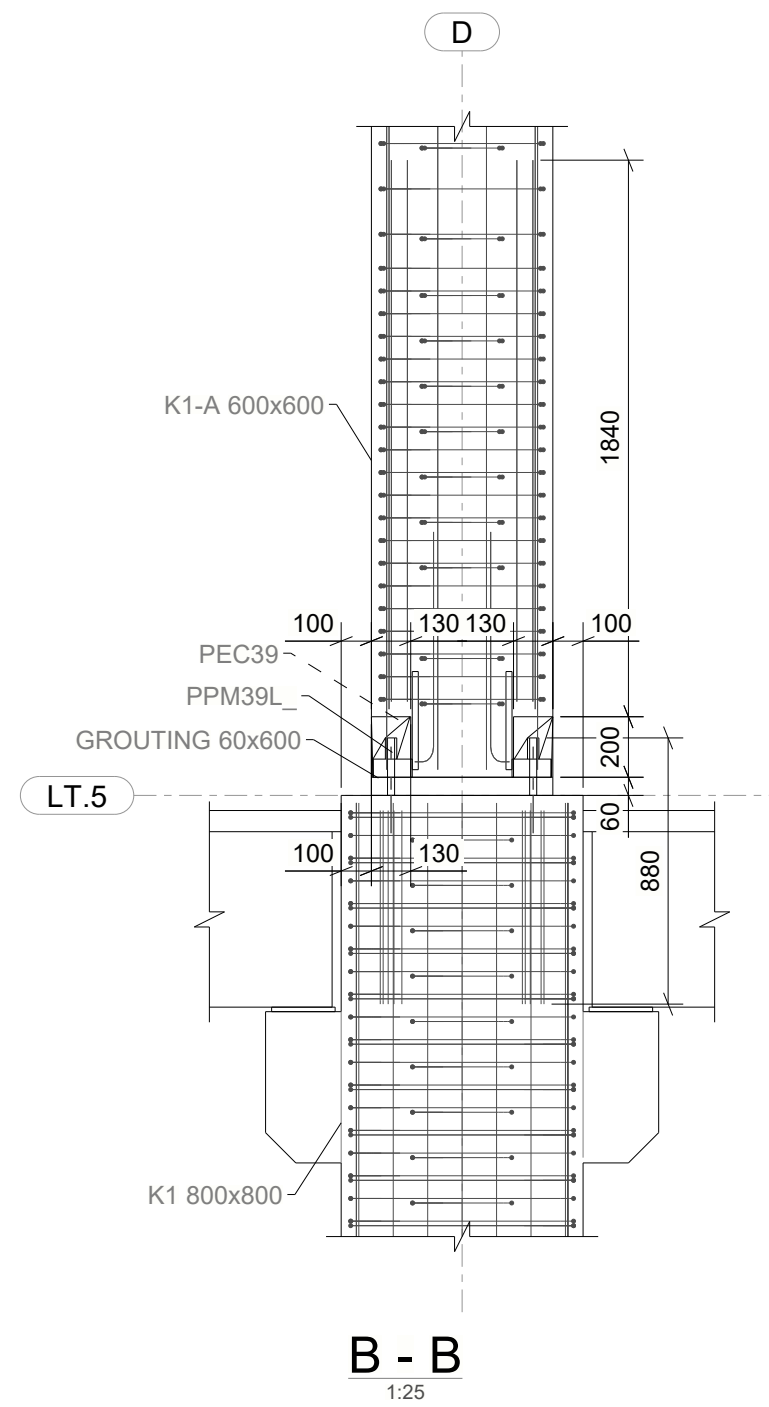
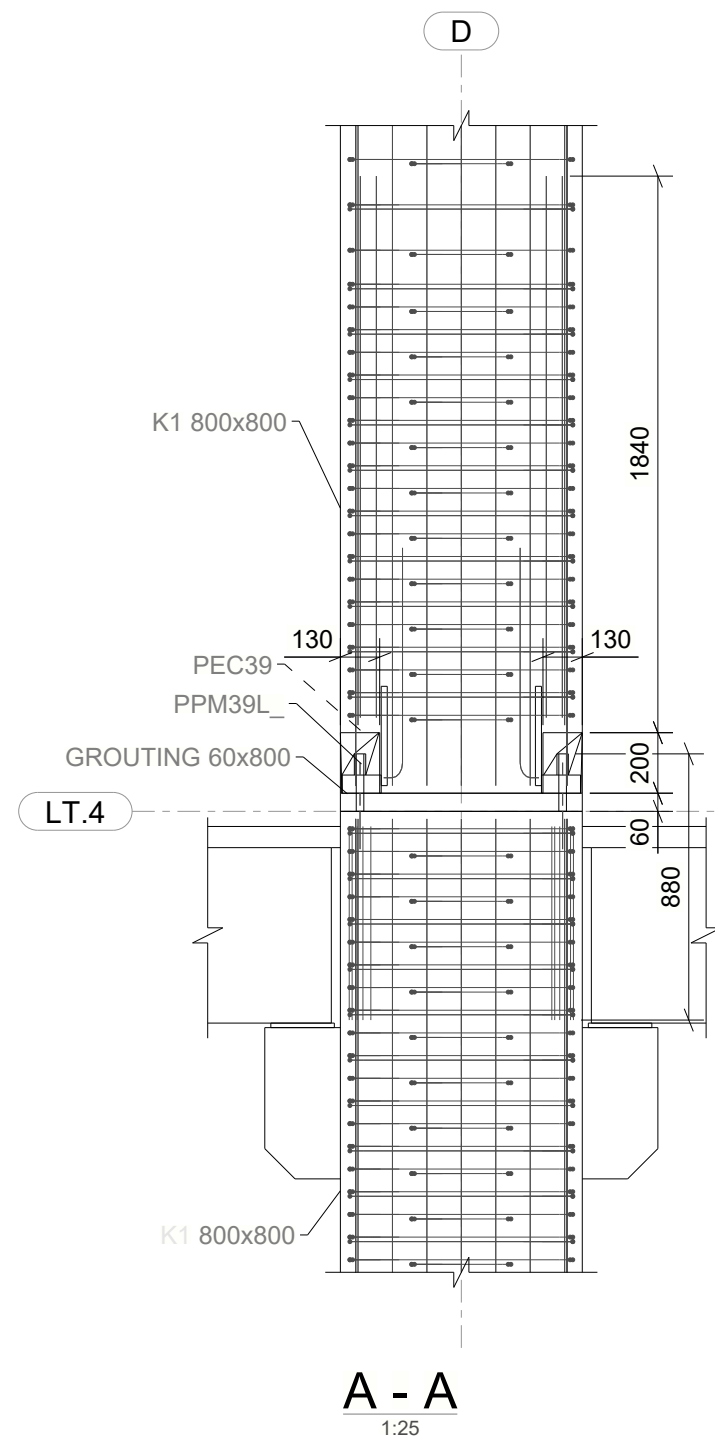
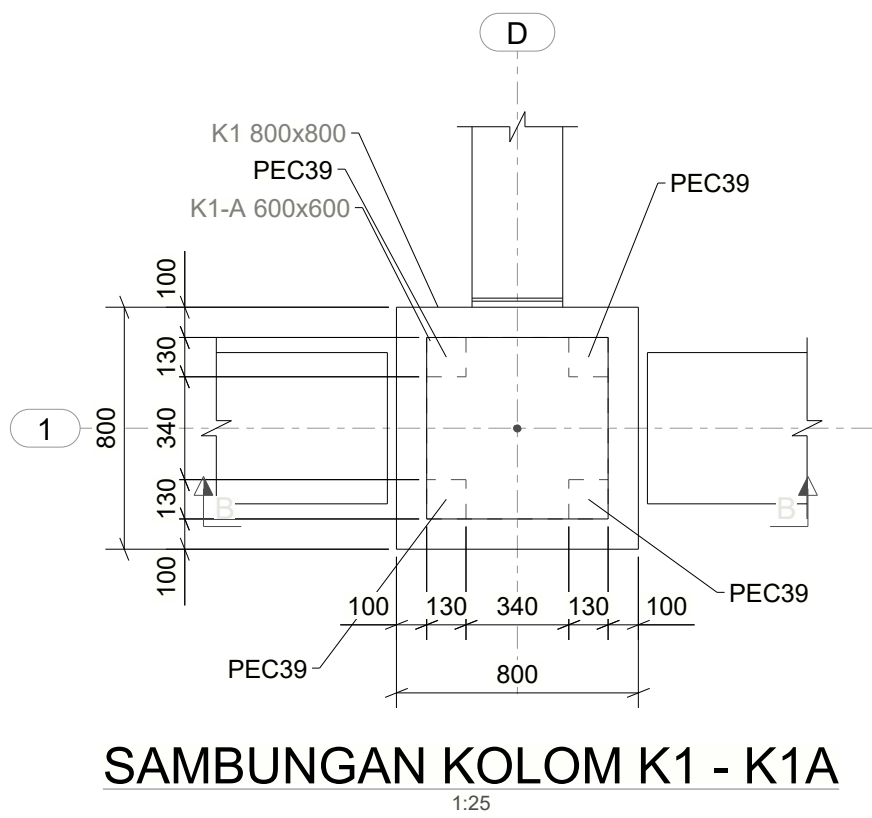
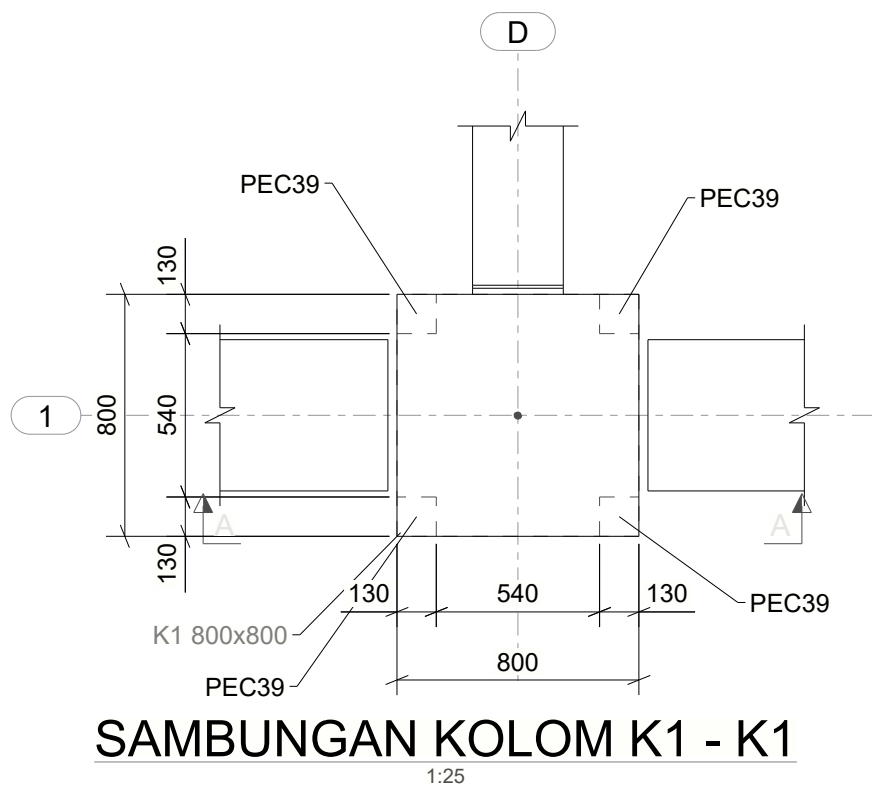
PROJECT :

TITLE :  
Tekla Structures Project Name

PRECASTER :

MODELLED BY	MODEL NAME	Gedung Kantor***
SCALE	APPROVED BY	
1:25 1:100	PROJECT ENGINEER	
ISSUE DATE	DESIGN ENGINEER	
PROJECT NUMBER	DRAWING NUMBER	REV.
TS1000		





REV.	DATE	BY	DESCRIPTION

PROJECT TITLE :

OWNER :

ARCHITECT :

CONSULTANT :

MAIN CONTRACTOR :

PROJECT :

TITLE :  
Tekla Structures Project Name

PRECASTER :

MODELLED BY	MODEL NAME Gedung Kantor***	
SCALE 1:25	APPROVED BY	
ISSUE DATE	PROJECT ENGINEER	
	DESIGN ENGINEER	
PROJECT NUMBER TS1000	DRAWING NUMBER	REV.

REV.	DATE	BY	DESCRIPTION

PROJECT TITLE :

OWNER :

ARCHITECT :

CONSULTANT :

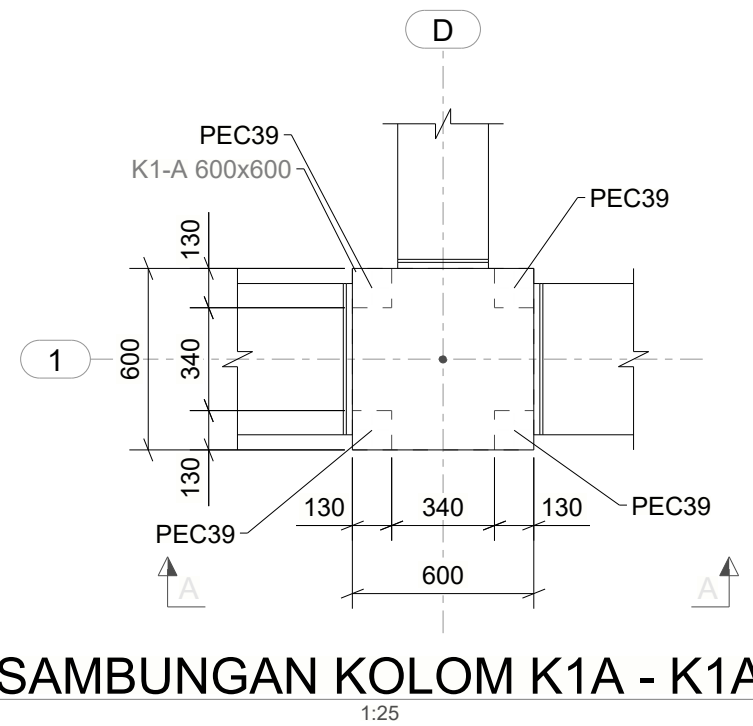
MAIN CONTRACTOR :

PROJECT :

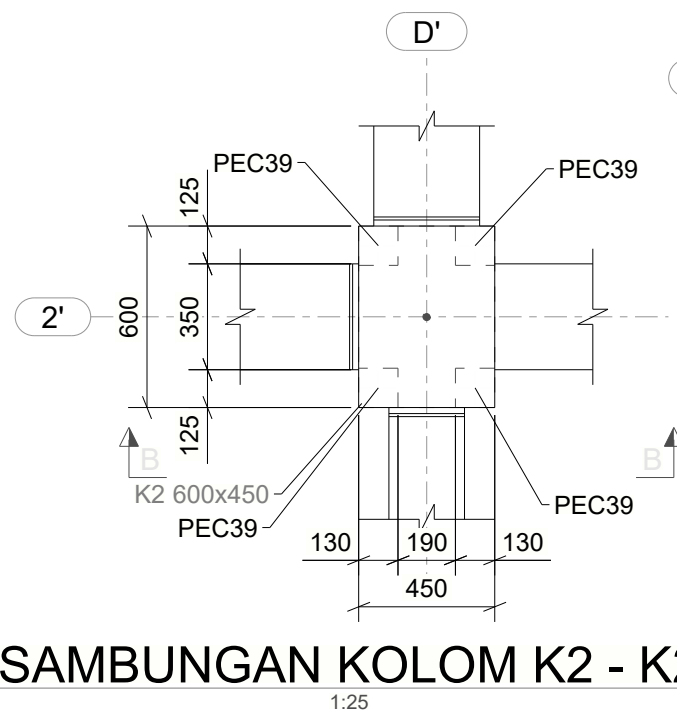
TITLE :  
Tekla Structures Project Name

PRECASTER :

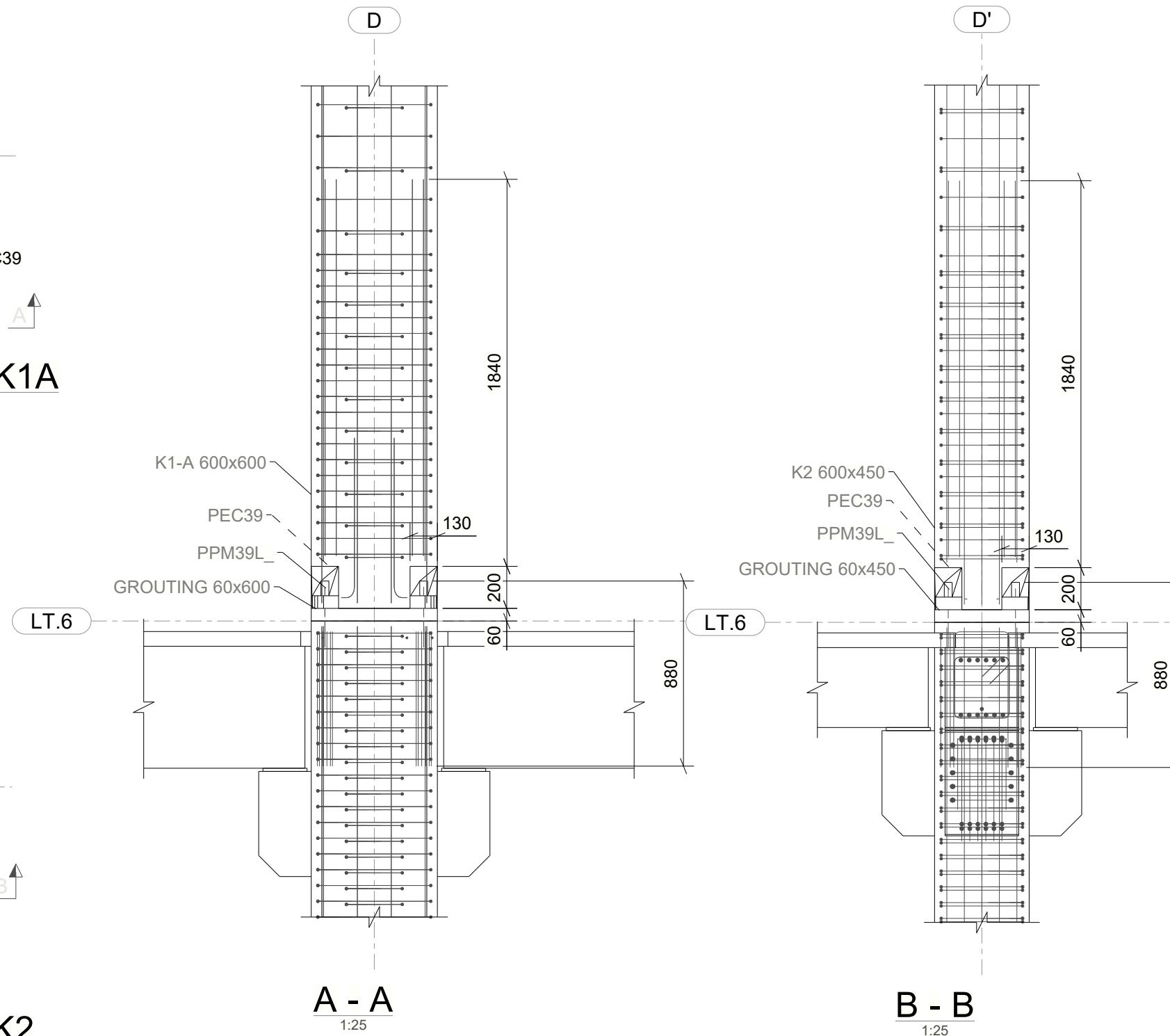
MODELLED BY	MODEL NAME	Gedung Kanto***
SCALE	APPROVED BY	
ISSUE DATE	PROJECT ENGINEER	
PROJECT NUMBER	DESIGN ENGINEER	
TS1000	DRAWING NUMBER	REV.

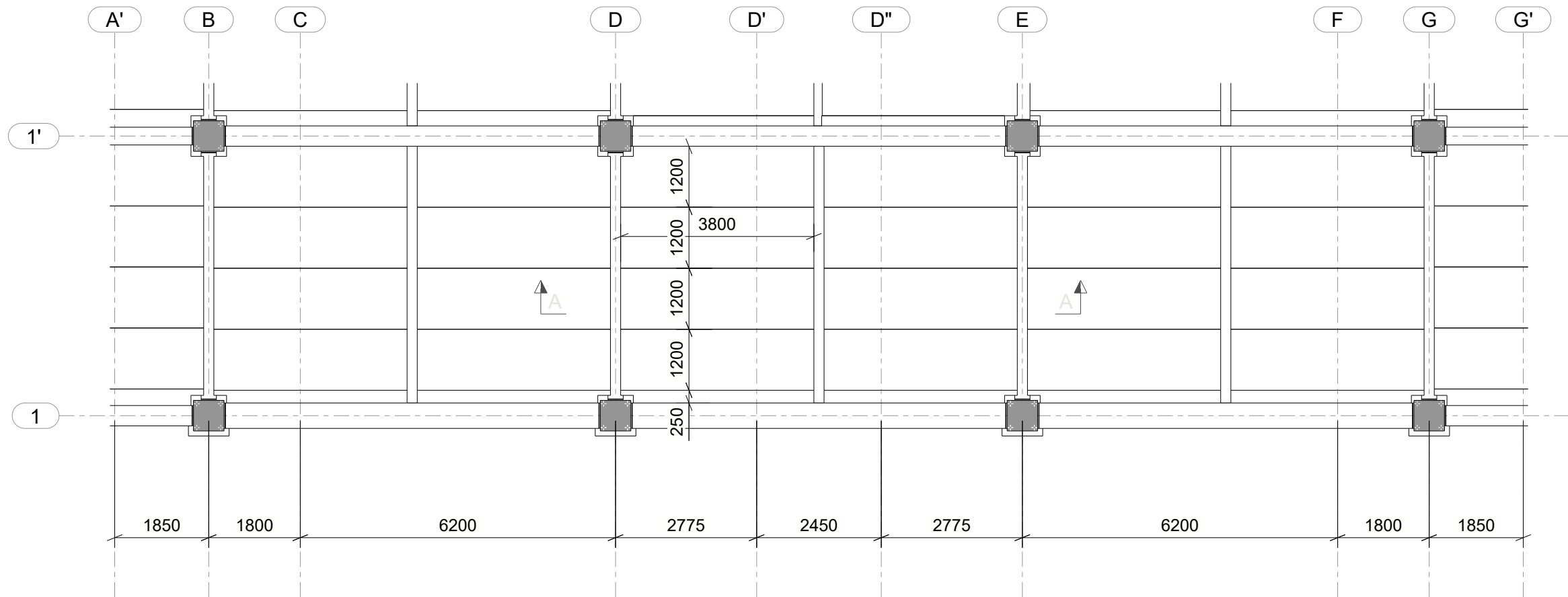


**SAMBUNGAN KOLOM K1A - K1A**  
1:25

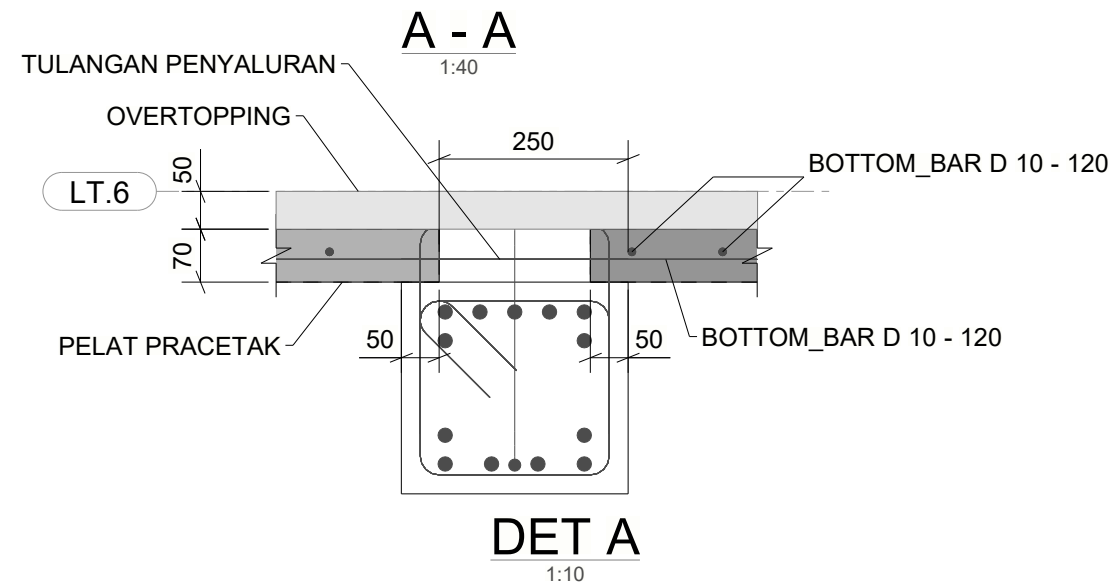
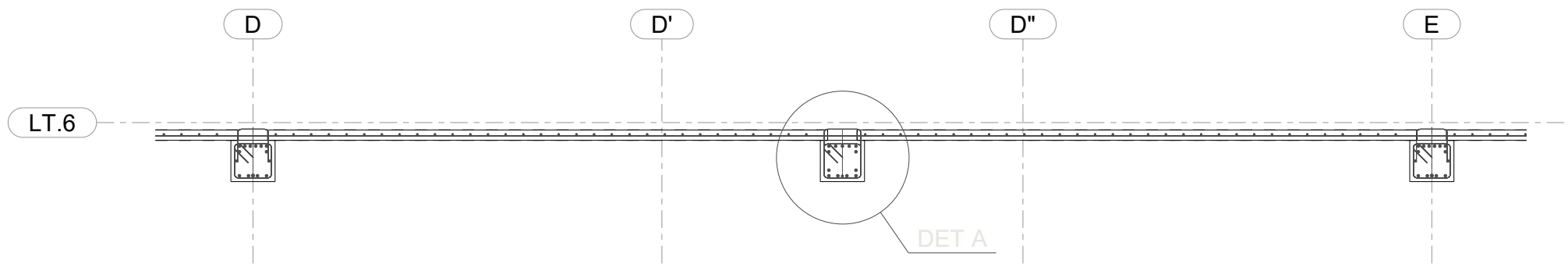


**SAMBUNGAN KOLOM K2 - K2**  
1:25





**SAMBUNGAN PELAT - BALOK**  
1:100



REV. DATE BY DESCRIPTION

PROJECT TITLE :

OWNER :

ARCHITECT :

CONSULTANT :

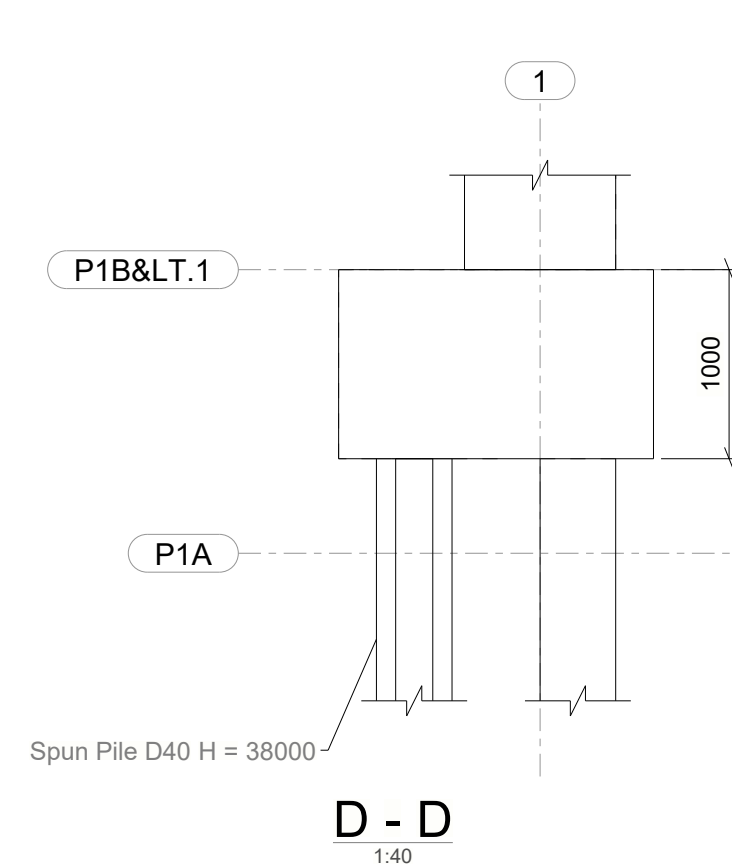
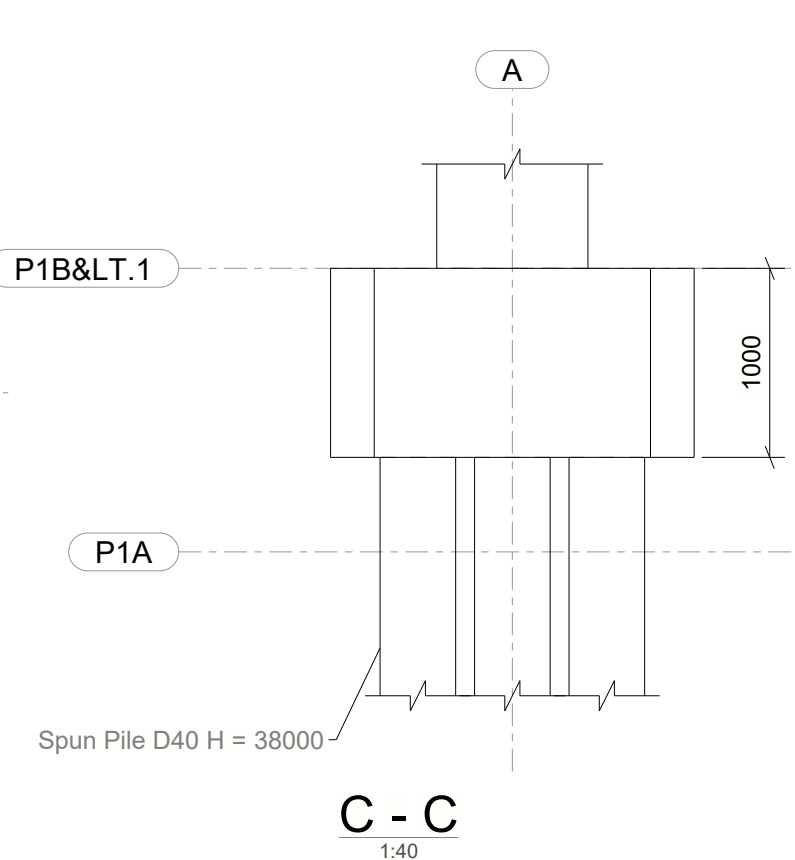
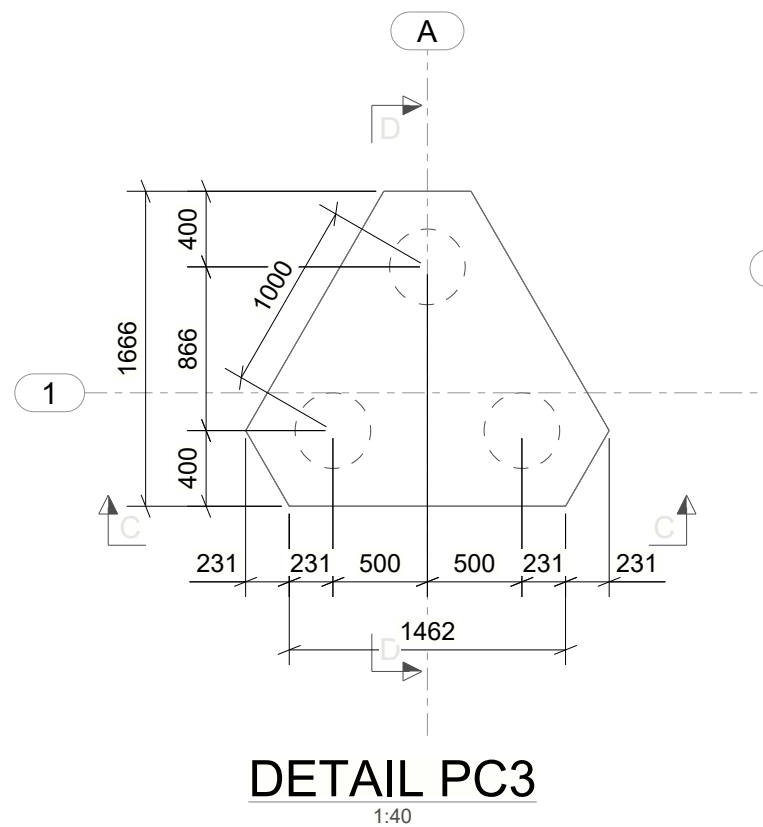
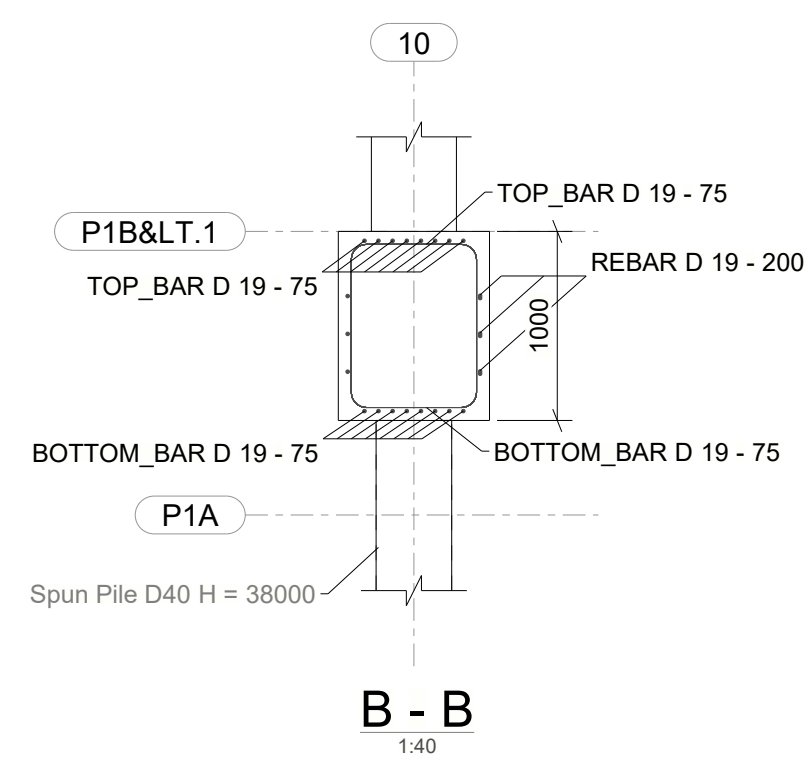
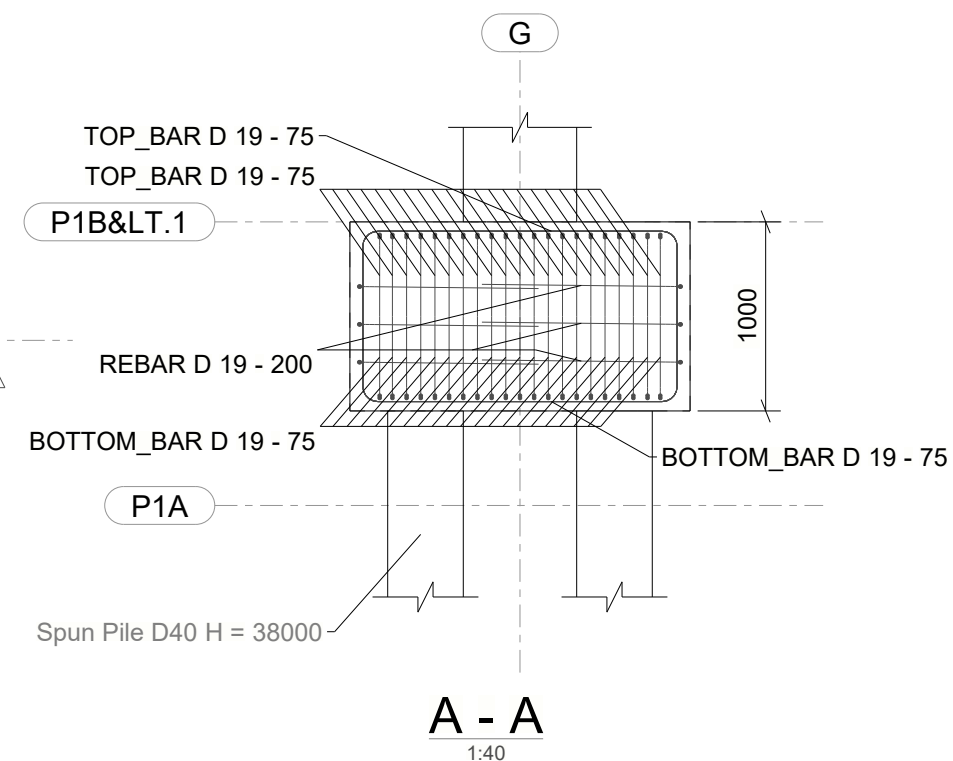
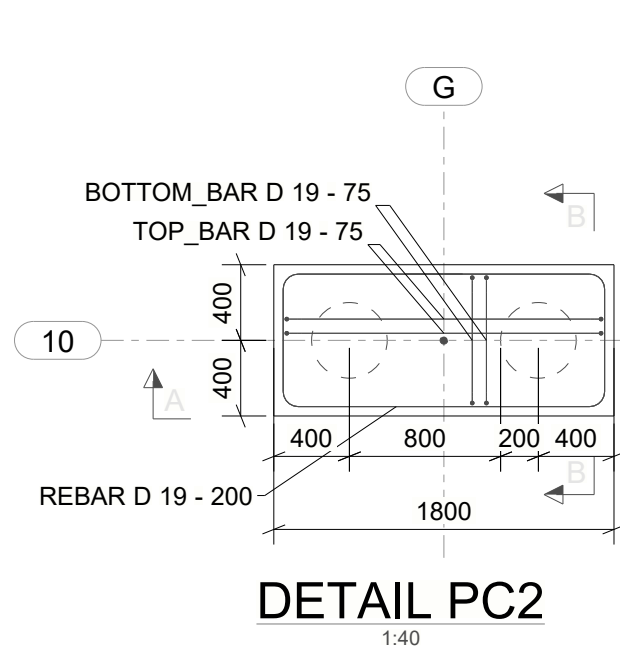
MAIN CONTRACTOR :

PROJECT :

TITLE :  
Tekla Structures Project Name

PRECASTER :

MODELLED BY	MODEL NAME	Gedung Kanto***
SCALE	APPROVED BY	
ISSUE DATE	PROJECT ENGINEER	
PROJECT NUMBER	DESIGN ENGINEER	
TS1000	DRAWING NUMBER	REV.



REV.	DATE	BY	DESCRIPTION

PROJECT TITLE :

OWNER :

ARCHITECT :

CONSULTANT :

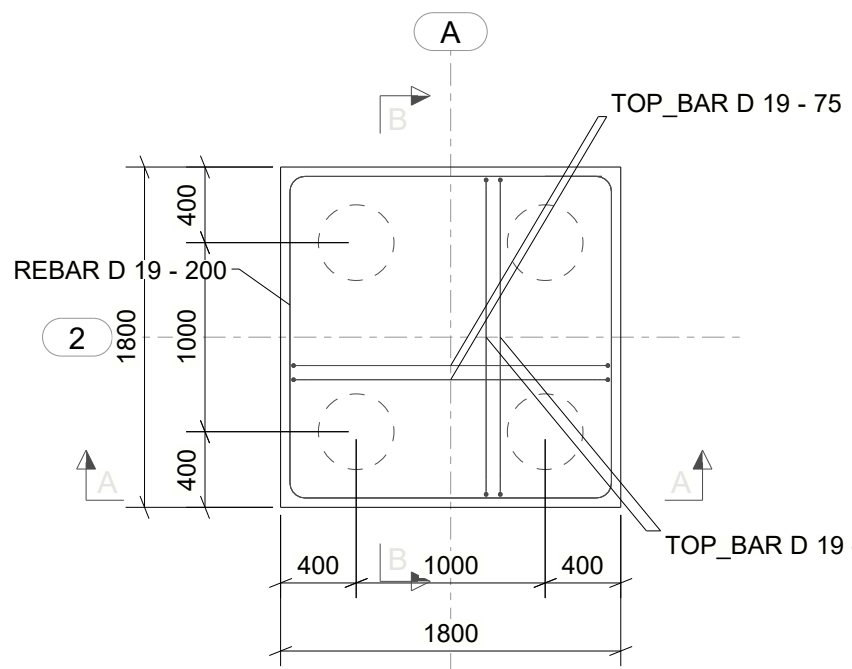
MAIN CONTRACTOR :

PROJECT :

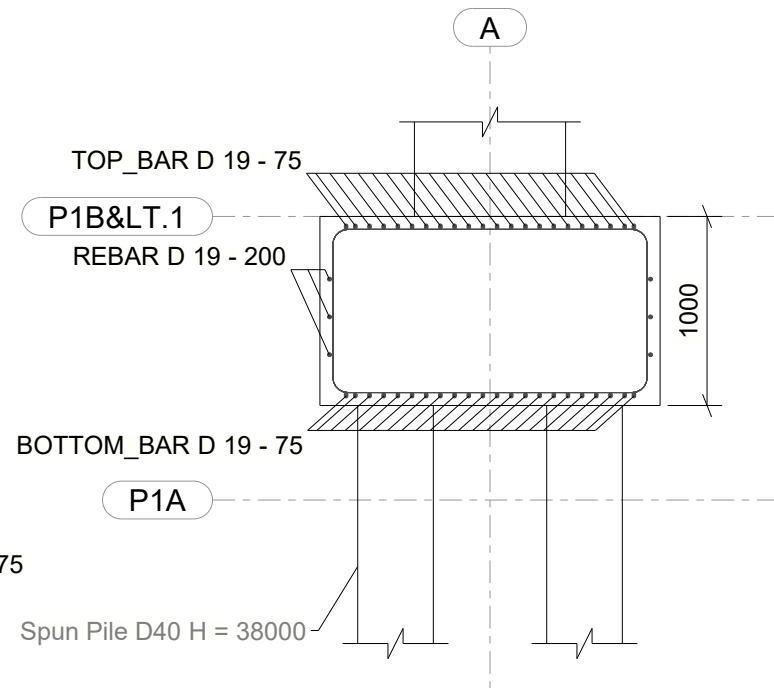
TITLE :  
Tekla Structures Project Name

PRECASTER :

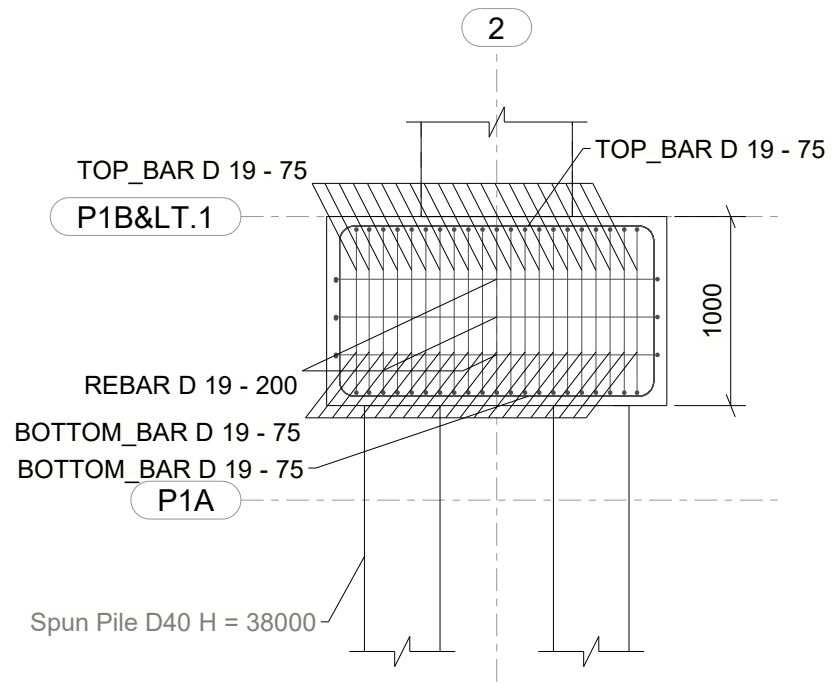
MODELLED BY	MODEL NAME	Gedung Kanto***
APPROVED BY	SCALE	1:40 1:100
PROJECT ENGINEER	ISSUE DATE	DESIGN ENGINEER
PROJECT NUMBER	TS1000	DRAWING NUMBER
REV.		



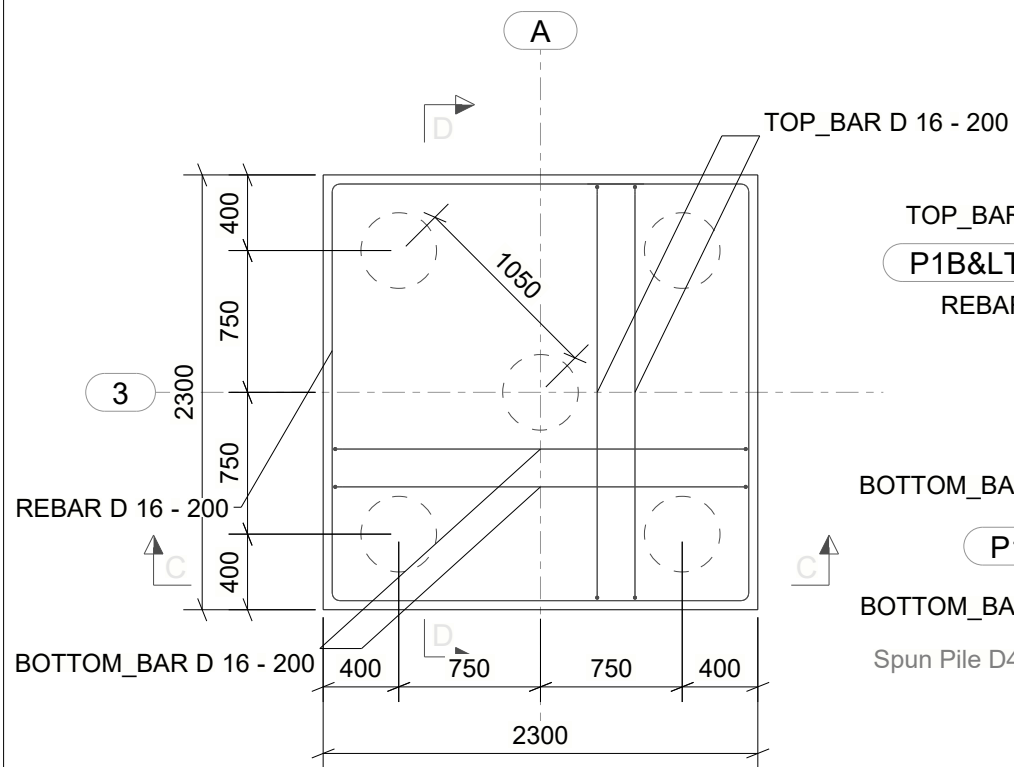
**DETAIL PC4**  
1:40



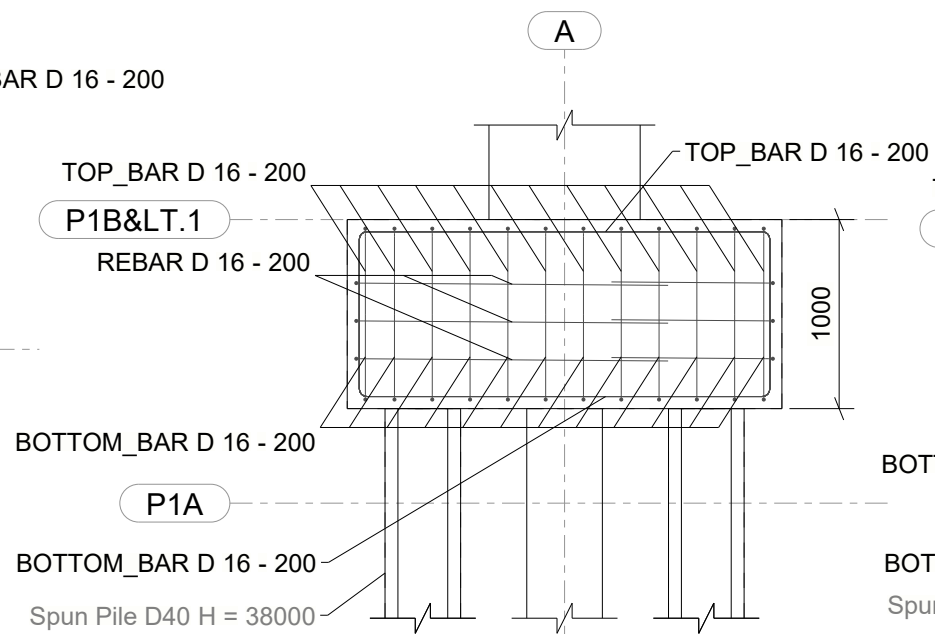
**A - A**  
1:40



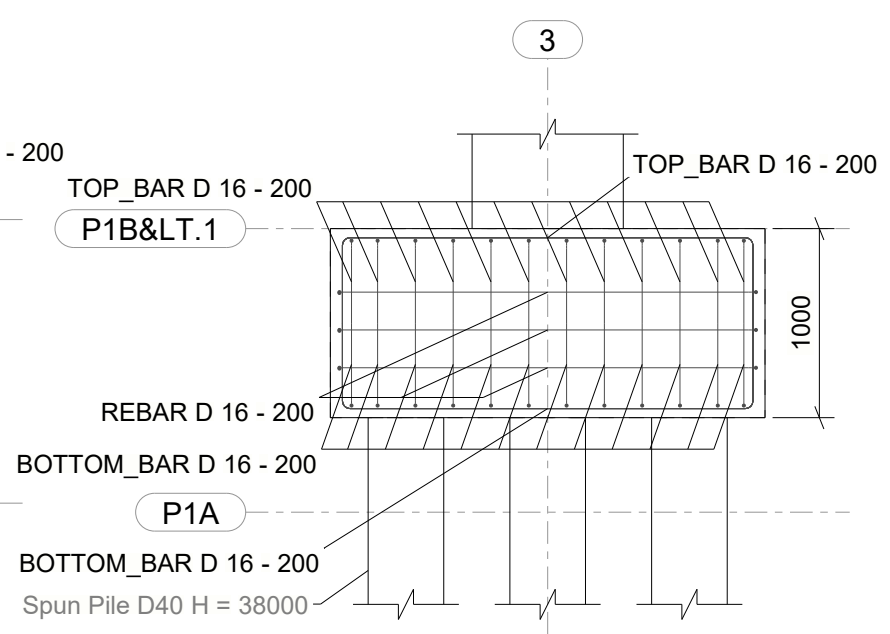
**B - B**  
1:40



**DETAIL PC5**  
1:40



**C - C**  
1:40



**D - D**  
1:40

REV.	DATE	BY	DESCRIPTION

PROJECT TITLE :

OWNER :

ARCHITECT :

CONSULTANT :

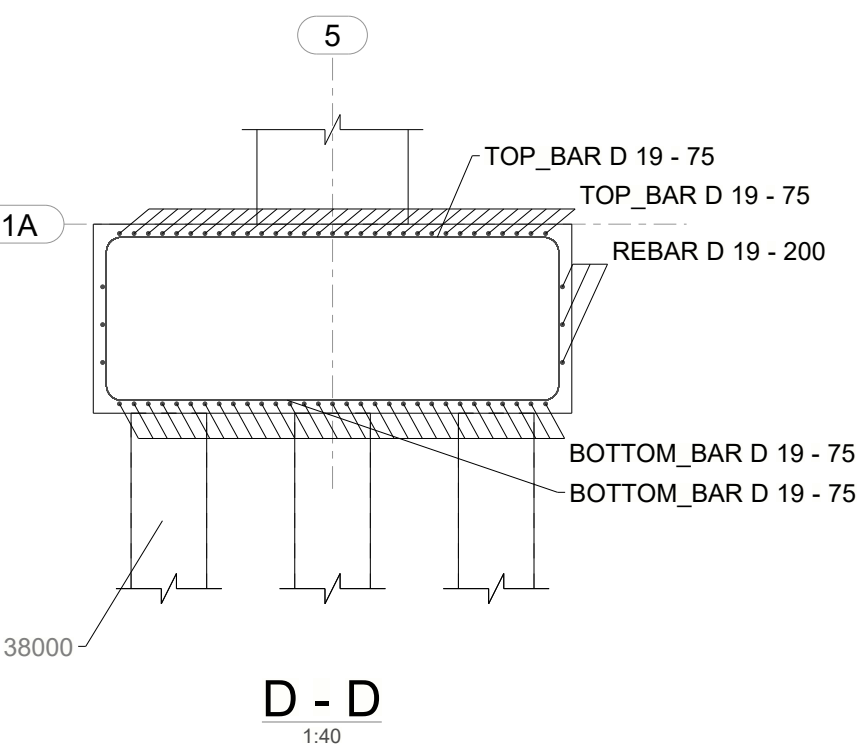
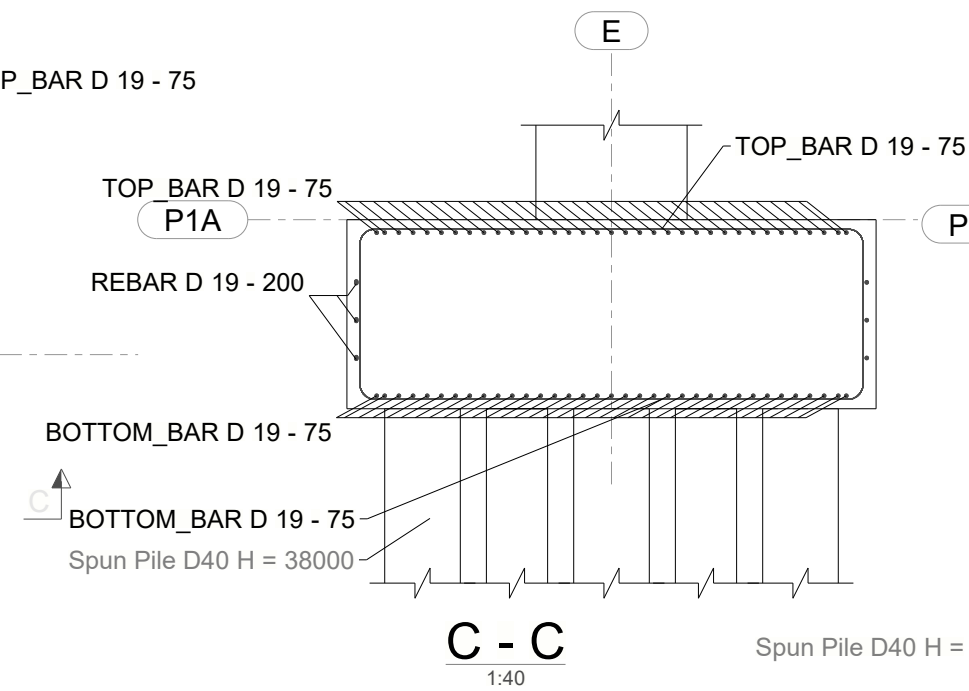
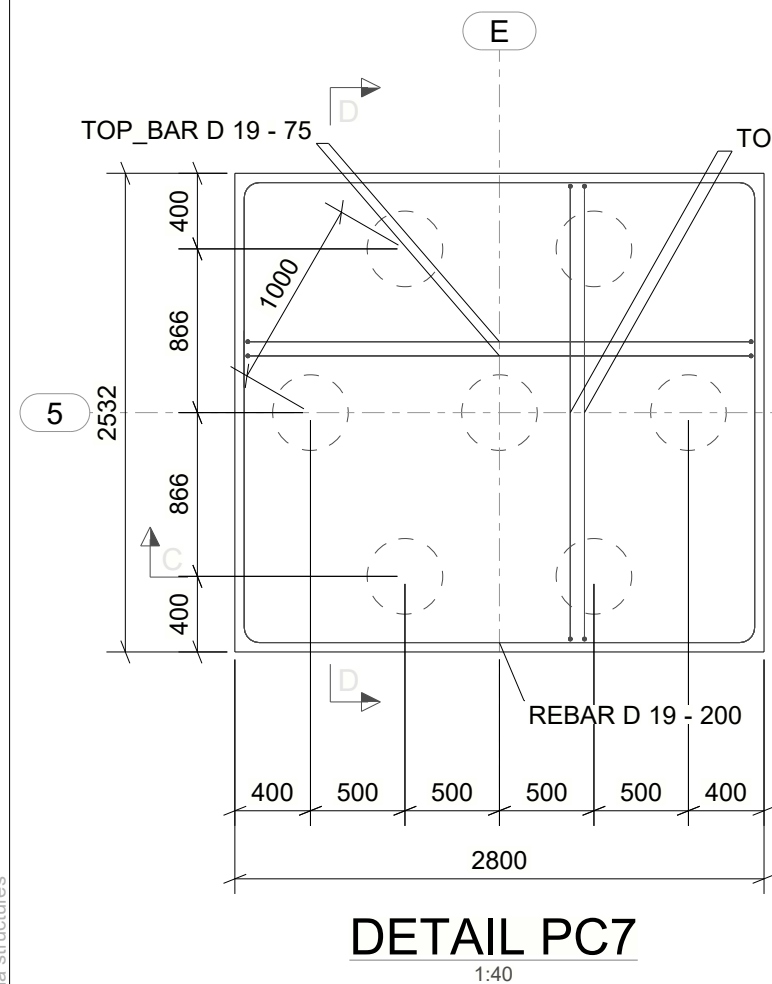
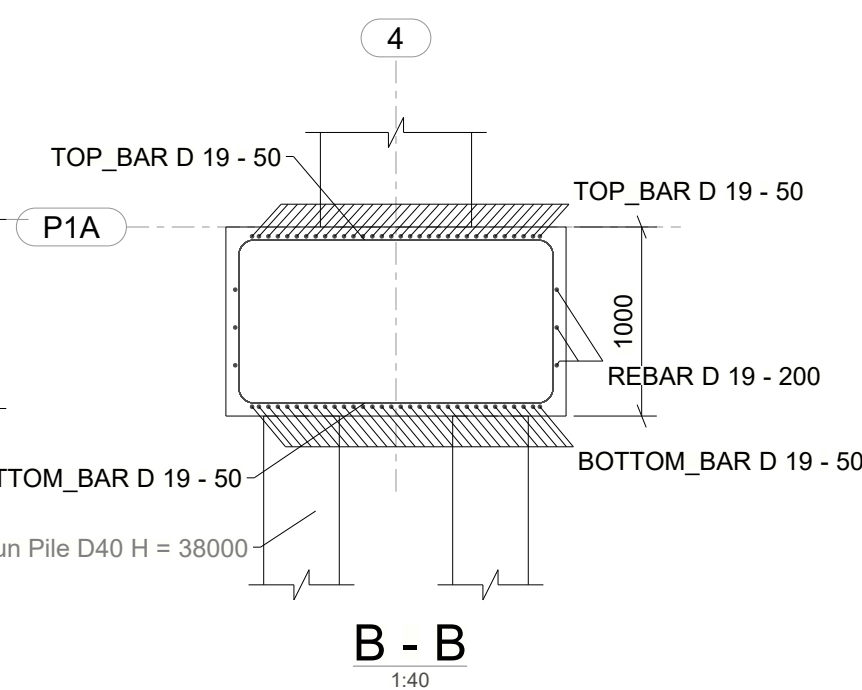
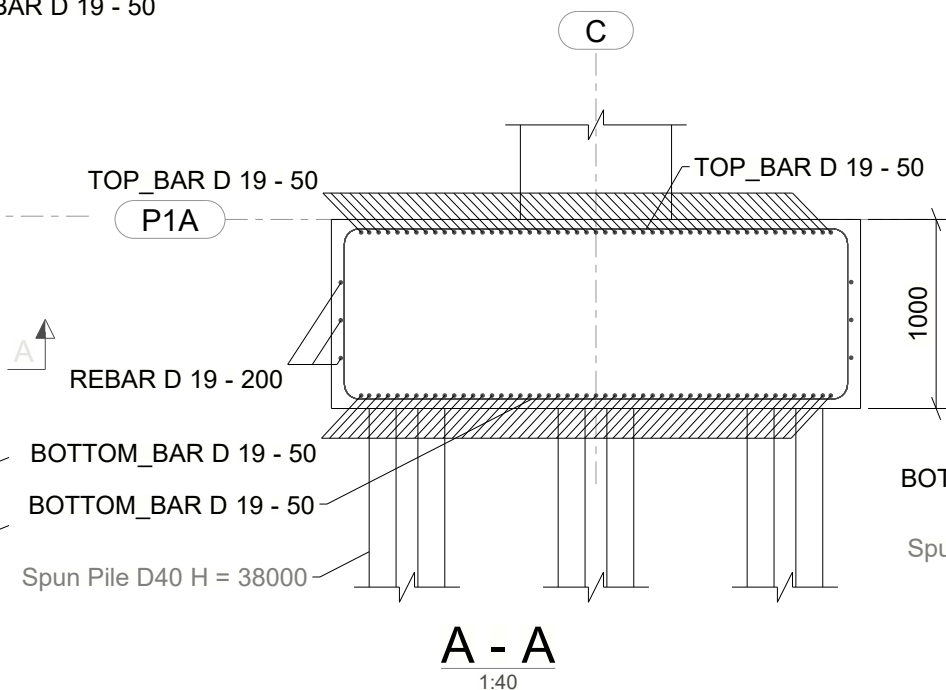
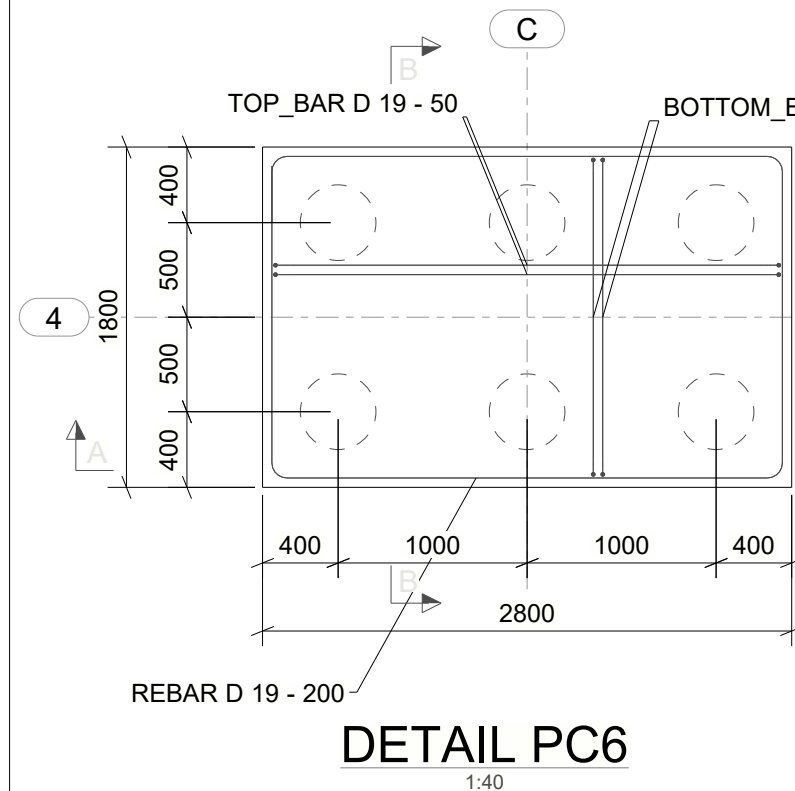
MAIN CONTRACTOR :

PROJECT :

TITLE :  
Tekla Structures Project Name

PRECASTER :

MODELLED BY	MODEL NAME	Gedung Kantor***
SCALE	APPROVED BY	
1:40 1:100	PROJECT ENGINEER	
ISSUE DATE	DESIGN ENGINEER	
PROJECT NUMBER	DRAWING NUMBER	REV.
TS1000		




REV.	DATE	BY	DESCRIPTION
------	------	----	-------------

PROJECT TITLE :

OWNER :

ARCHITECT :

CONSULTANT :

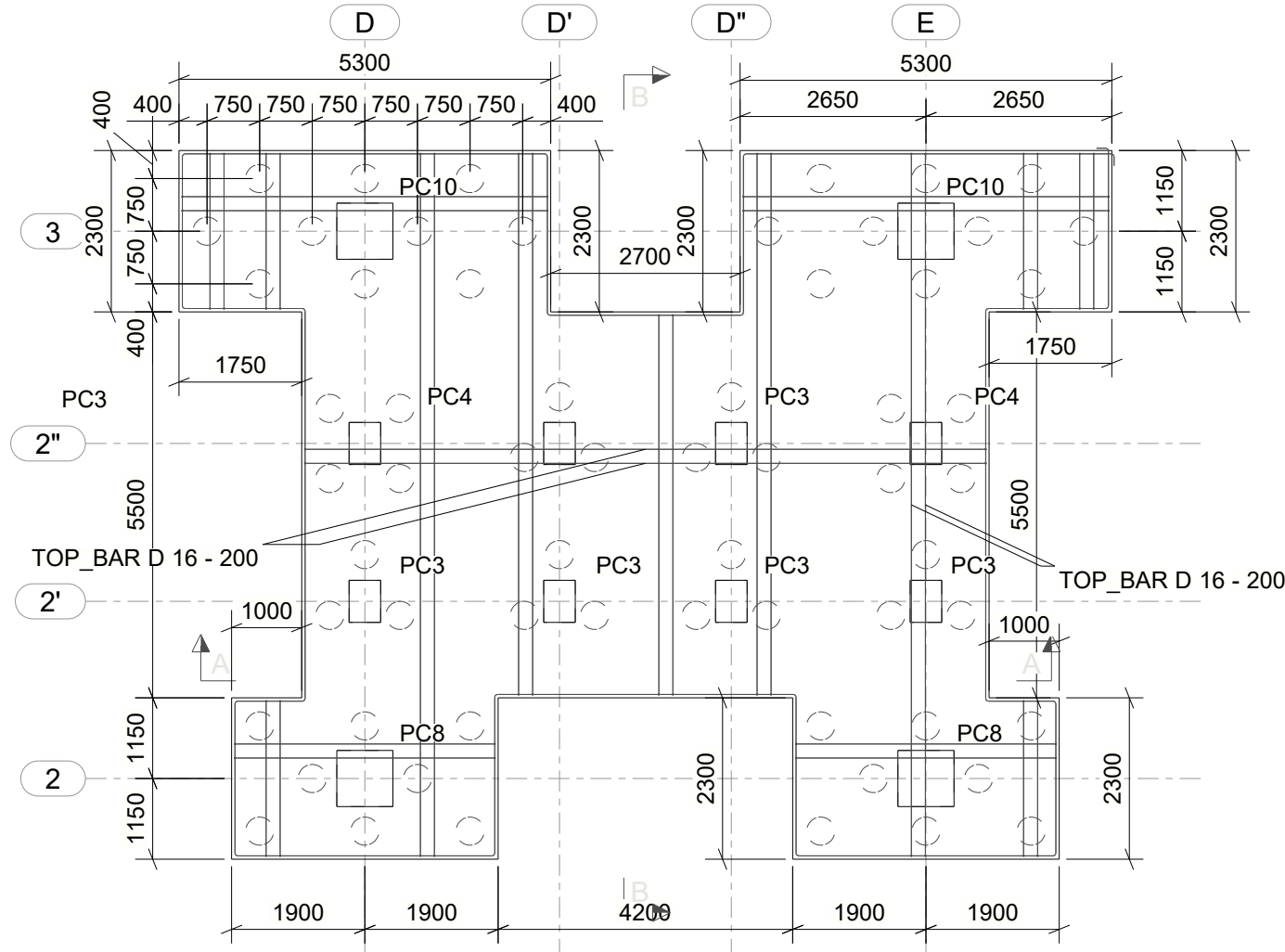
MAIN CONTRACTOR :

PROJECT :

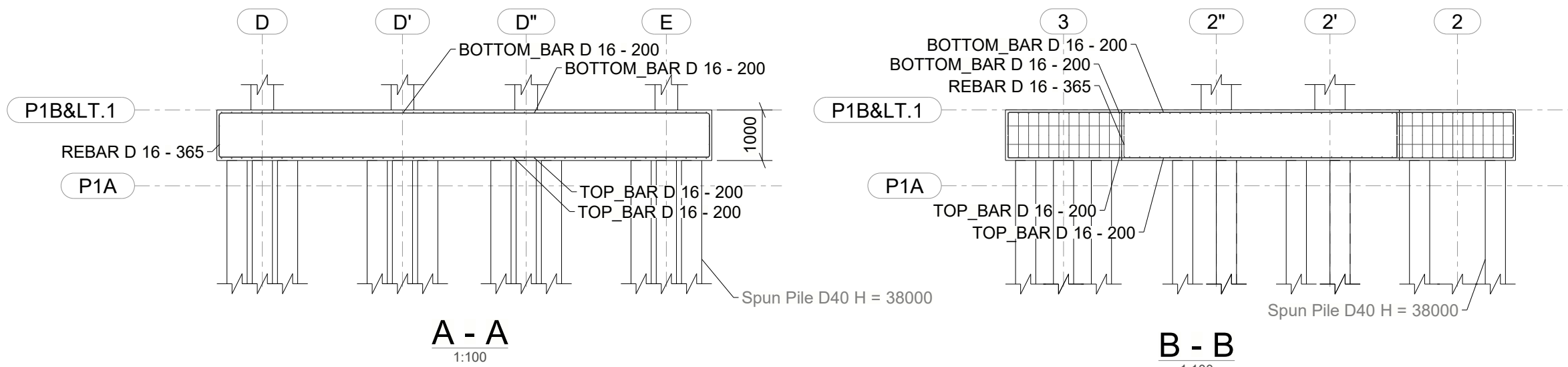
TITLE :  
Tekla Structures Project Name

PRECASTER :

MODELLED BY	MODEL NAME Gedung Kanto***
SCALE 1:40 1:100	APPROVED BY
ISSUE DATE	PROJECT ENGINEER
	DESIGN ENGINEER
PROJECT NUMBER TS1000	DRAWING NUMBER
	REV.



**PILE CAP LIFT**  
1:100



**A - A**  
1:100

**B - B**  
1:100

REV.	DATE	BY	DESCRIPTION

PROJECT TITLE :

OWNER :

ARCHITECT :

CONSULTANT :

MAIN CONTRACTOR :

PROJECT :

TITLE :  
Tekla Structures Project Name

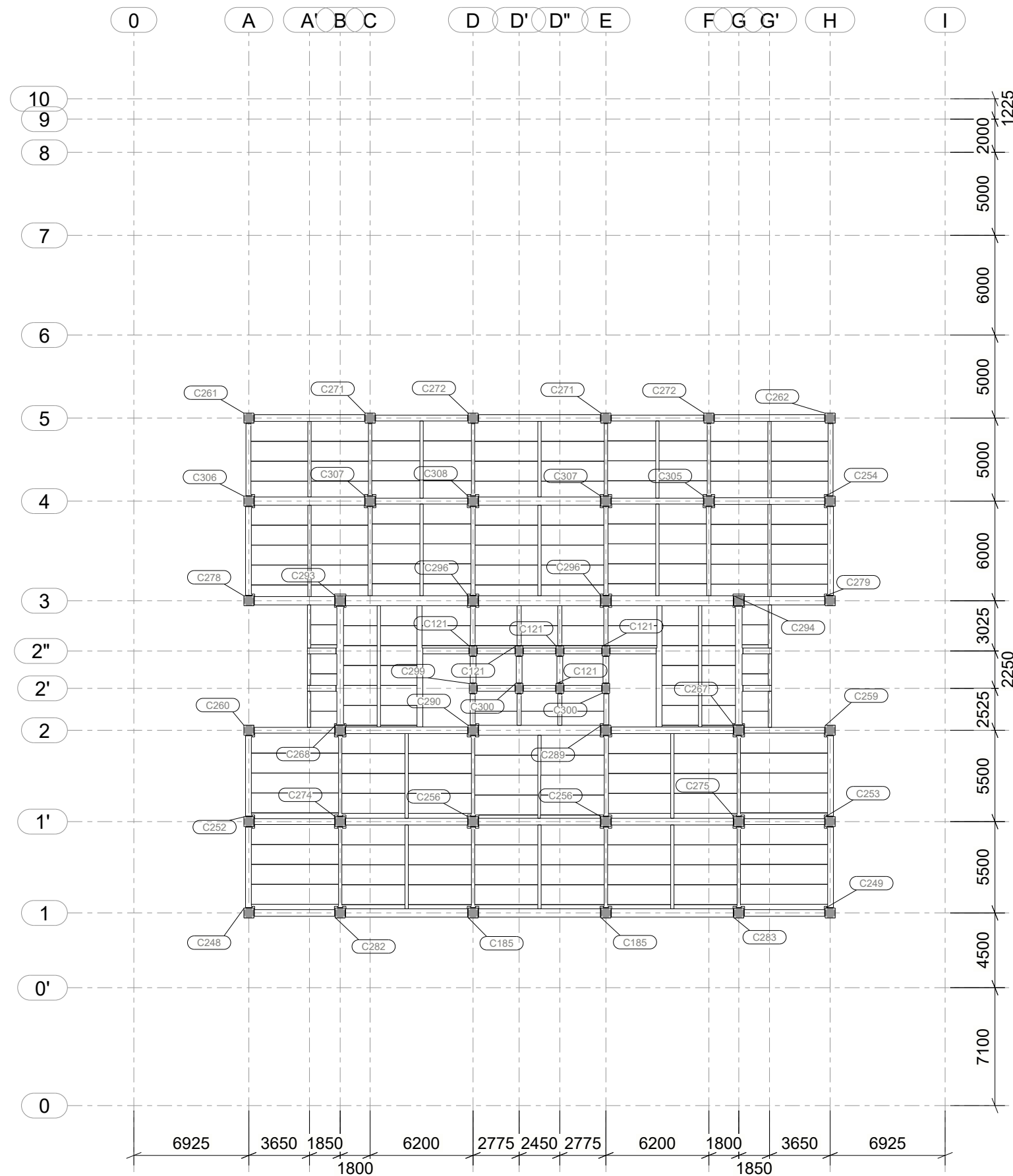
PRECASTER :

MODELLED BY	MODEL NAME Gedung Kanto***	
SCALE 1:100	APPROVED BY	
ISSUE DATE	PROJECT ENGINEER	
PROJECT NUMBER TS1000	DESIGN ENGINEER	
	DRAWING NUMBER	REV.

# ASSEMBLY DRAWING

## LANTAI 6





**ASSEMBLY KOLOM LANTAI 6**

1:300

REV. DATE BY DESCRIPTION

PROJECT TITLE :

OWNER :

ARCHITECT :

CONSULTANT :

MAIN CONTRACTOR :


PROJECT :

TITLE :  
Tekla Structures Project Name

PRECASTER :

MODELLED BY	MODEL NAME	Gedung Kanto***
SCALE	APPROVED BY	
1:300	PROJECT ENGINEER	
ISSUE DATE	DESIGN ENGINEER	
PROJECT NUMBER	DRAWING NUMBER	REV.
TS1000		





**ASSEMBLY BALOK LANTAI 6**

1:300

REV.	DATE	BY	DESCRIPTION

PROJECT TITLE :

OWNER :

ARCHITECT :

CONSULTANT :

MAIN CONTRACTOR :

PROJECT :

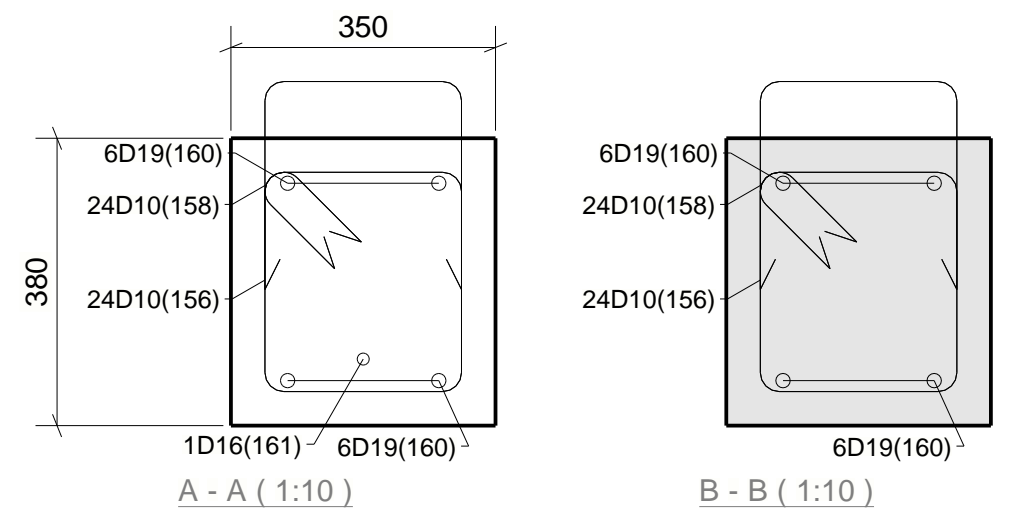
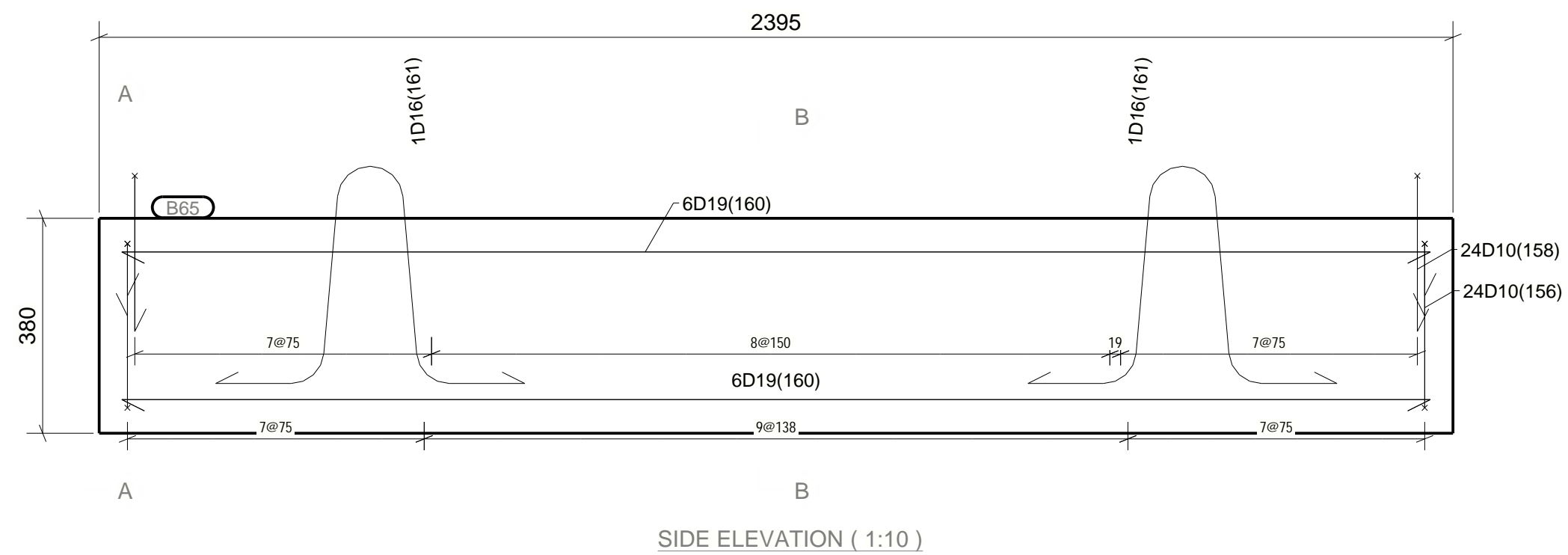
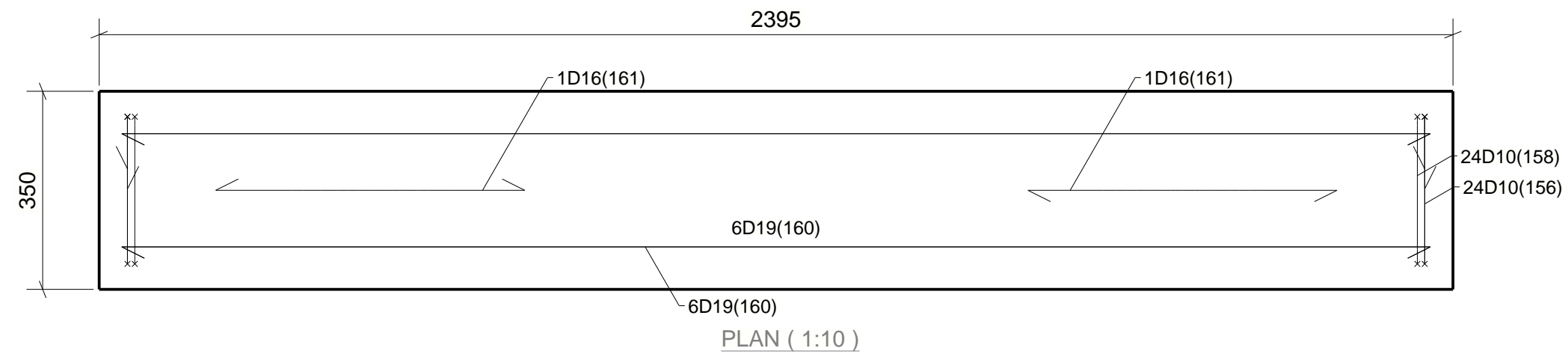
TITLE :

Tekla Structures Project Name

PRECASTER :

MODELLED BY	MODEL NAME	Gedung Kanto***
SCALE	APPROVED BY	
1:300	PROJECT ENGINEER	
ISSUE DATE	DESIGN ENGINEER	
PROJECT NUMBER	DRAWING NUMBER	REV.
TS1000		

REV.	DATE	BY	DESCRIPTION



Element Quantity	Value
Element Quantity	2
Element Weight (ton)	0.88
Concrete Volume (m3)	0.32
Concrete Grade	C30
Reinf. Bar 6-13 (kg)	32.0
Reinf. Bar 16-40 (kg)	65.5
Reinforcement (kg)	97.5
Reinforcement (kgm <sup>3</sup> )	306.2
Strand (kg)	0.0
Mesh (kg)	0.0

BAR BENDING SCHEDULE							Shape Codes To BS8666: 2005 All Dimension Taken To The Outer Edge								
Bar Mark	Type	Size	Nos	L	Shape Code	Dimensions									
						A	B	C	D	E	F	Bending Radius			
156	D	10	24	1370	99										
158	D	10	24	780	21	280	270	280							
160	D	19	12	2310	00	2315									
161	D	16	2	1160	99										

PROJECT TITLE :

OWNER :

ARCHITECT :

CONSULTANT :

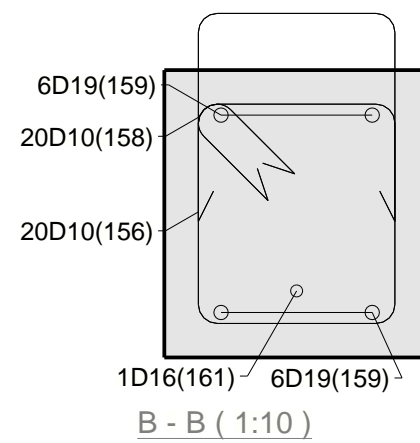
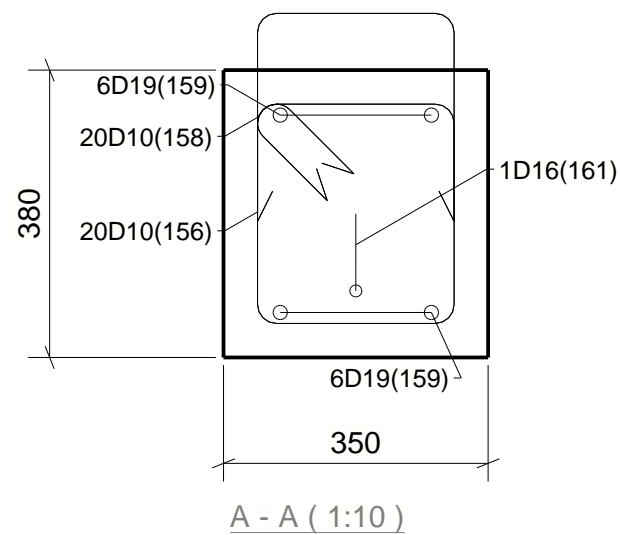
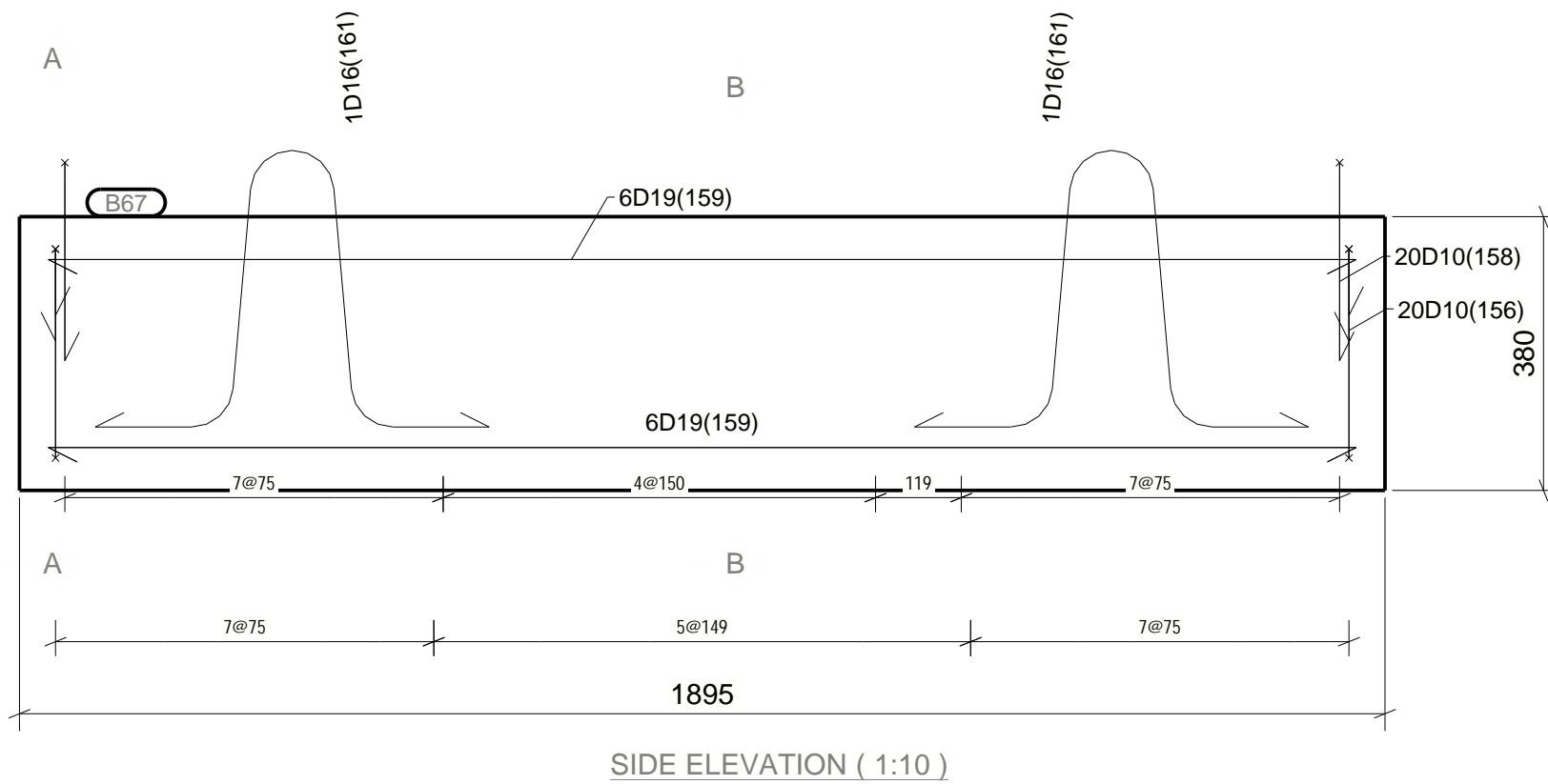
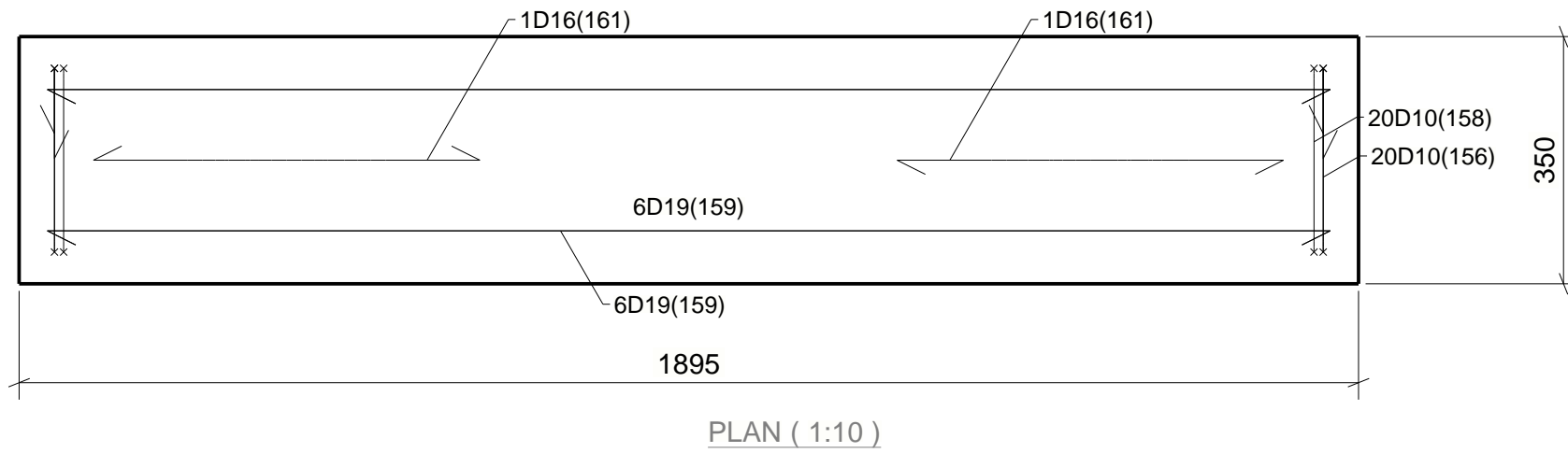
MAIN CONTRACTOR :

PROJECT :

TITLE :  
Tekla Structures Project Name

PRECASTER :

MODELLED BY	MODEL NAME	Gedung Kanto***
APPROVED BY	SCALE	1:10
ISSUE DATE	PROJECT ENGINEER	
	DESIGN ENGINEER	
PROJECT NUMBER	DRAWING NUMBER	TS1000 B65
		REV.



Bar Mark : 156 shape code 99	
Bar Mark : 161 shape code 99	
Element Quantity	2
Element Weight (ton)	0.70
Concrete Volume (m3)	0.25
Concrete Grade	C30
Reinf. Bar 6-13 (kg)	26.7
Reinf. Bar 16-40 (kg)	52.2
Reinforcement (kg)	78.8
Reinforcement (kg/m3)	312.8
Strand (kg)	0.0
Mesh (kg)	0.0

BAR BENDING SCHEDULE						Shape Codes To BS8666: 2005 All Dimension Taken To The Outer Edge								
Bar Mark	Type	Size	Nos	L	Shape Code	Dimensions								
						A	B	C	d	sr	Radius			
156	D	10	20	1370	99									
158	D	10	20	780	21	280	270	280						
159	D	19	12	1810	00	1815								
161	D	16	2	1160	99									

REV. DATE BY DESCRIPTION

PROJECT TITLE :

OWNER :

ARCHITECT :

CONSULTANT :

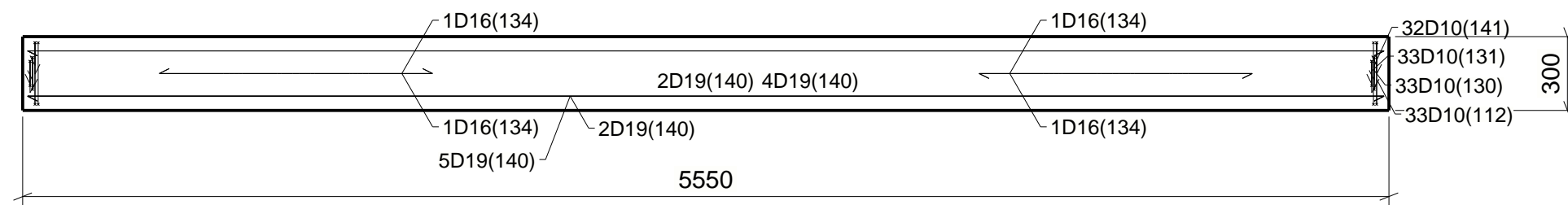
MAIN CONTRACTOR :

PROJECT :

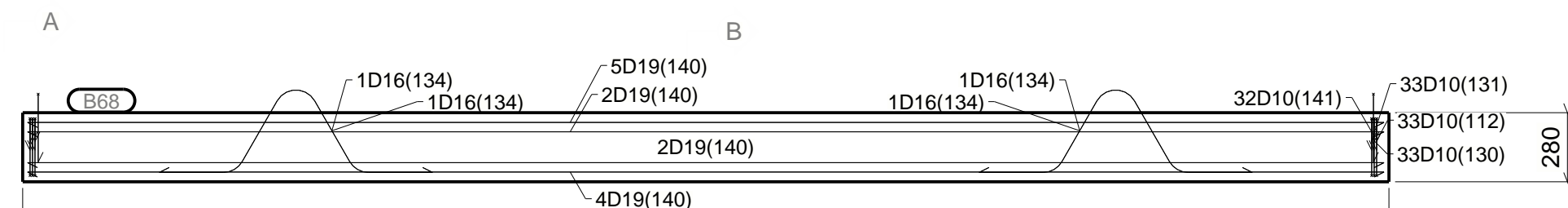
TITLE :  
Tekla Structures Project Name

PRECASTER :

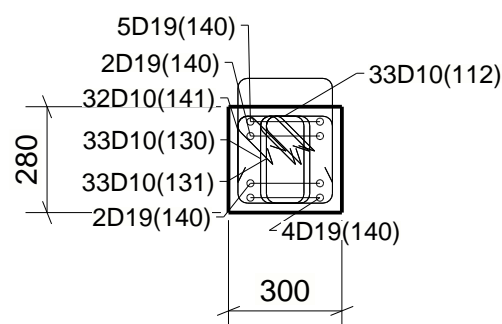
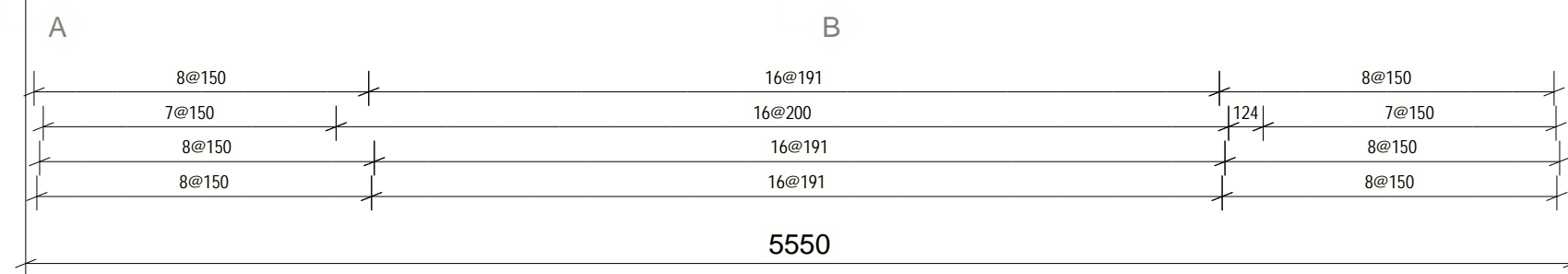
MODELLED BY	MODEL NAME	Gedung Kanto***
SCALE	1:10	APPROVED BY
ISSUE DATE		PROJECT ENGINEER
PROJECT NUMBER	TS1000	DESIGN ENGINEER
		DRAWING NUMBER
		REV.



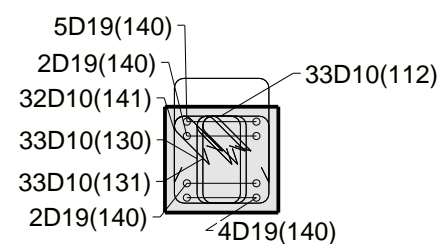
PLAN ( 1:25 )



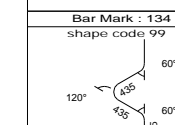
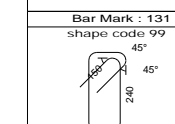
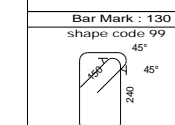
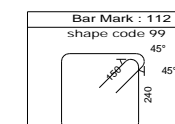
SIDE ELEVATION ( 1:25 )



A - A ( 1:20 )



B - B ( 1:20 )



Element Quantity	1
Element Weight (ton)	1.39
Concrete Volume (m3)	0.47
Concrete Grade	C30
Reinf. Bar 6-13 (kg)	79.7
Reinf. Bar 16-40 (kg)	168.7
Reinforcement (kg)	248.3
Reinforcement (kgm3)	532.7
Strand (kg)	0.0
Mesh (kg)	0.0

Bar Mark	Type	Size	Nos	L	Shape Code	Dimensions				Bending Radius
						A	B	C	D	
112	D	10	33	1230	99					0
130	D	10	33	990	99					0
131	D	10	33	930	99					0
134	D	16	4	1450	99					0
140	D	19	13	5510	00	5510				0
141	D	10	32	770	21	280	260	280		0

REV. DATE BY DESCRIPTION

PROJECT TITLE :

OWNER :

ARCHITECT :

CONSULTANT :

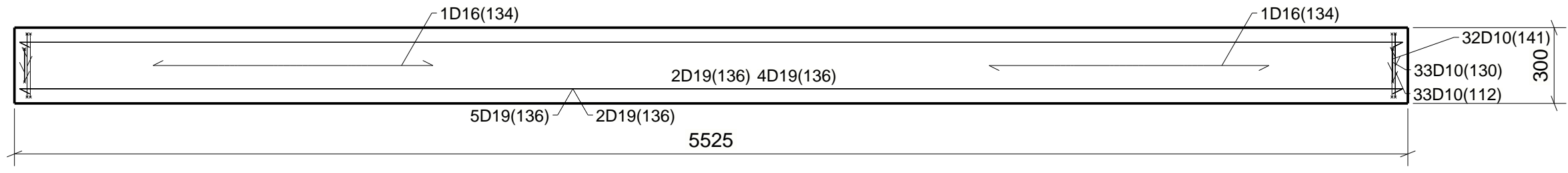
MAIN CONTRACTOR :

PROJECT :


TITLE :  
Tekla Structures Project Name

PRECASTER :

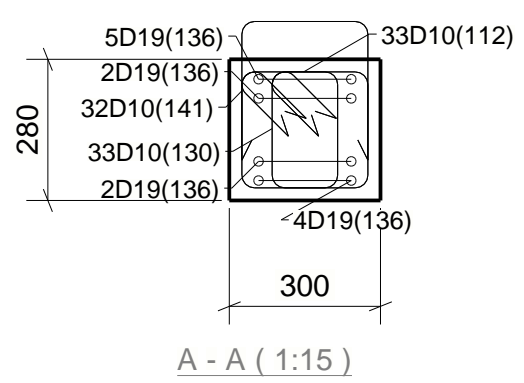
MODELLED BY	MODEL NAME	Gedung Kanto***
APPROVED BY	PROJECT ENGINEER	
ISSUE DATE	DESIGN ENGINEER	
PROJECT NUMBER	DRAWING NUMBER	B68
TS1000	REV.	



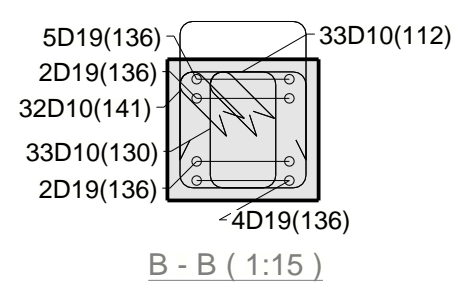
PLAN ( 1:20 )



SIDE ELEVATION ( 1:20 )



A - A ( 1:15 )

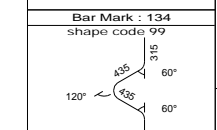
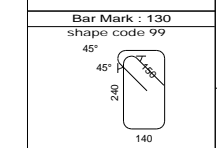
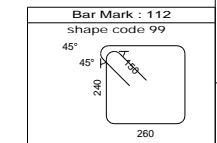
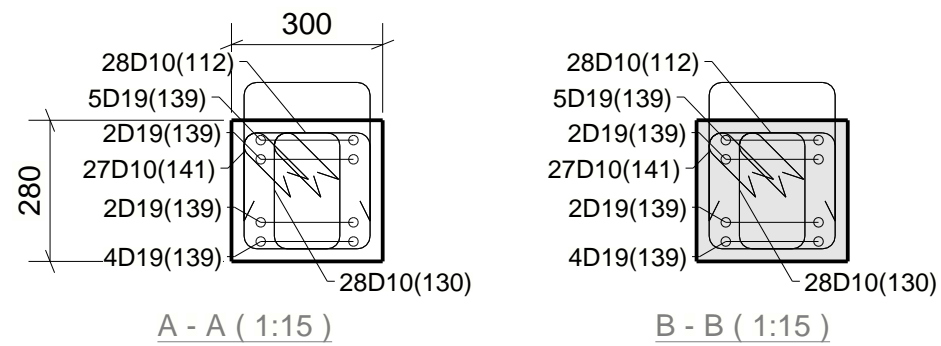
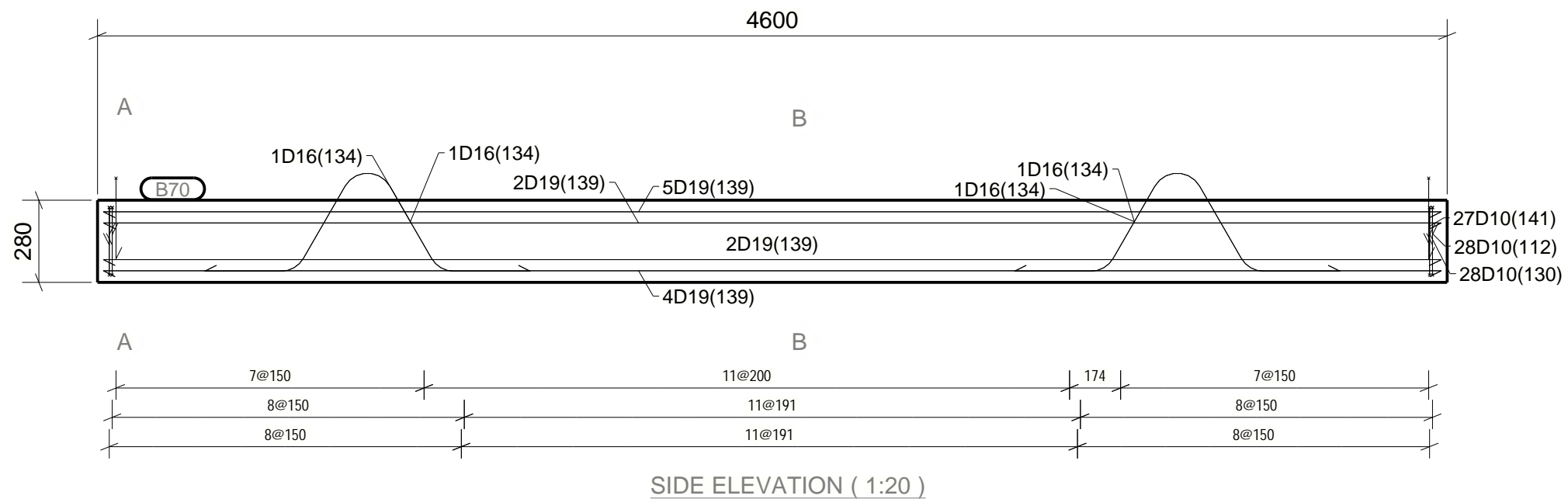
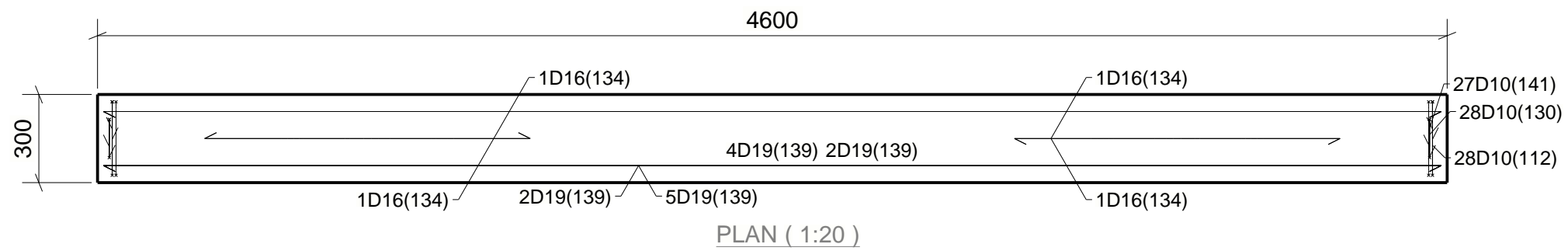


B - B ( 1:15 )

Bar Mark : 112 shape code 99	
Bar Mark : 130 shape code 99	
Bar Mark : 134 shape code 99	
Element Quantity	2
Element Weight (ton)	1.36
Concrete Volume (m3)	0.46
Concrete Grade	C30
Reinf. Bar 6-13 (kg)	60.7
Reinf. Bar 16-40 (kg)	163.3
Reinforcement (kg)	224.0
Reinforcement (kg/m3)	482.7
Strand (kg)	0.0
Mesh (kg)	0.0

Bar Mark	Type	Size	Nos	L	Shape Code	Dimensions					Bending Radius
						A	B	C	D	ER	
112	D	10	33	1230	99					0	
130	D	10	33	990	99					0	
134	D	16	2	1450	99					0	
136	D	19	13	5480	00	5485				0	
141	D	10	32	770	21	280	260	280		0	

REV.	DATE	BY	DESCRIPTION
PROJECT TITLE :			
OWNER :			
ARCHITECT :			
CONSULTANT :			
MAIN CONTRACTOR :			
PROJECT :			
TITLE :			
Tekla Structures Project Name			
PRECASTER :			
MODELLED BY	MODEL NAME		Gedung Kanto***
SCALE	1:20	1:15	APPROVED BY
ISSUE DATE	PROJECT ENGINEER		DESIGN ENGINEER
PROJECT NUMBER	TS1000	DRAWING NUMBER	B69
			REV.



Element Quantity	1
Element Weight (ton)	1.14
Concrete Volume (m <sup>3</sup> )	0.39
Concrete Grade	C30
Reinf. Bar 6-13 (kg)	51.4
Reinf. Bar 16-40 (kg)	141.2
Reinforcement (kg)	192.6
Reinforcement (kg/m <sup>3</sup> )	498.4
Strand (kg)	0.0
Mesh (kg)	0.0

Bar Mark	Type	Size	Nos	L	Shape Code	Shape Codes To BS8666: 2005 All Dimension Taken To The Outer Edge				
						A	B	C	D	ER
112	D	10	28	1230	99					0
130	D	10	28	990	99					0
134	D	16	4	1450	99					0
139	D	19	13	4560	00	4560				0
141	D	10	27	770	21	280	260	280		0

REV. DATE BY DESCRIPTION

PROJECT TITLE :

OWNER :

ARCHITECT :

CONSULTANT :

MAIN CONTRACTOR :

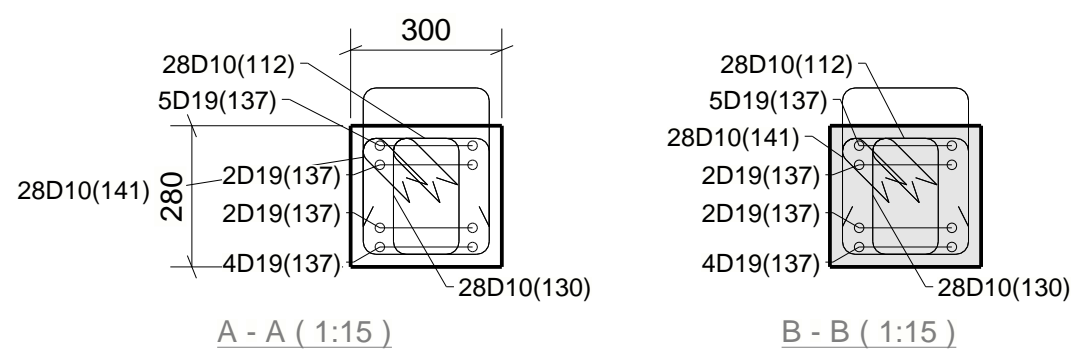
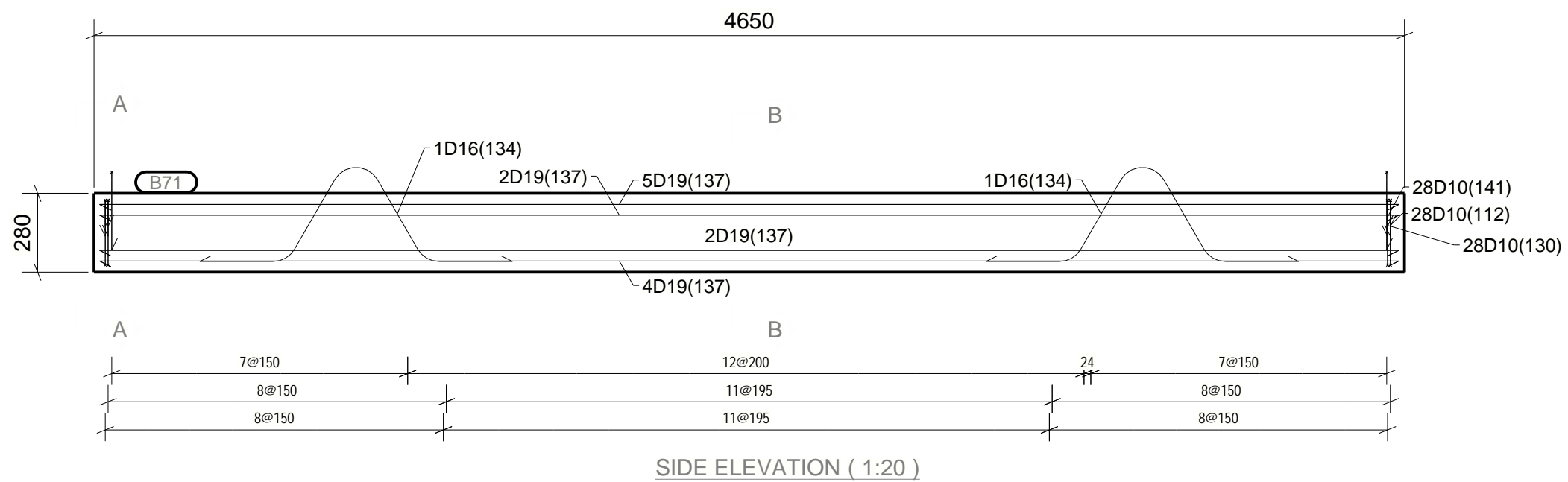
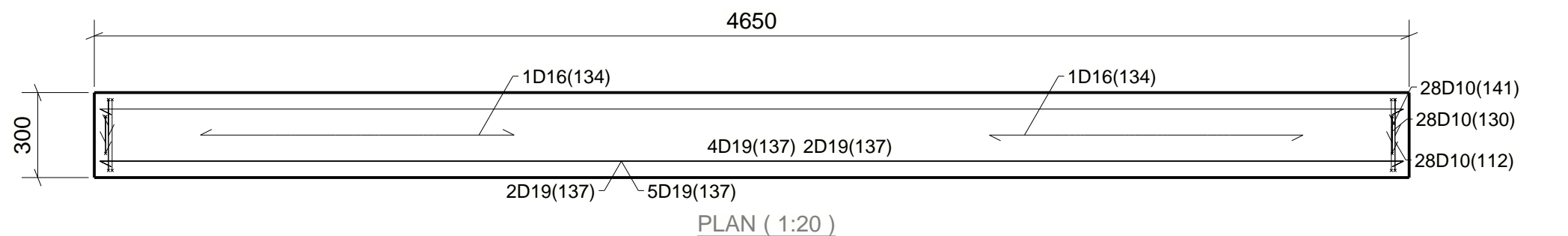
PROJECT :

TITLE :  
Tekla Structures Project Name

PRECASTER :

MODELLED BY		MODEL NAME	Gedung Kanto***
SCALE	1:20 1:15	APPROVED BY	
ISSUE DATE		PROJECT ENGINEER	
		DESIGN ENGINEER	
PROJECT NUMBER	TS1000	DRAWING NUMBER	B70
		REV.	





REV.	DATE	BY	DESCRIPTION
------	------	----	-------------

PROJECT TITLE :

OWNER :

ARCHITECT :

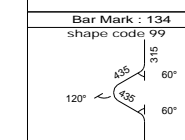
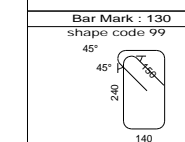
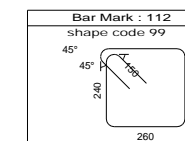
CONSULTANT :

MAIN CONTRACTOR :

PROJECT :

TITLE :  
Tekla Structures Project Name

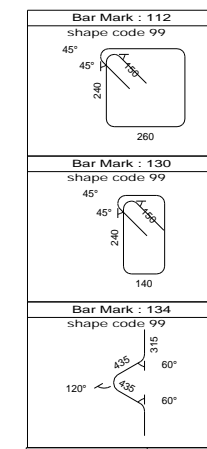
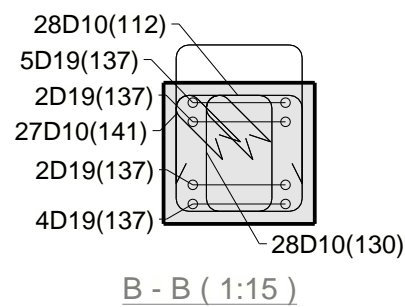
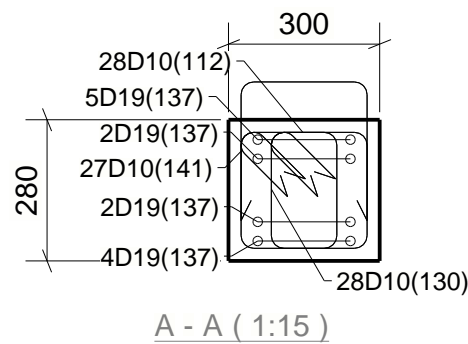
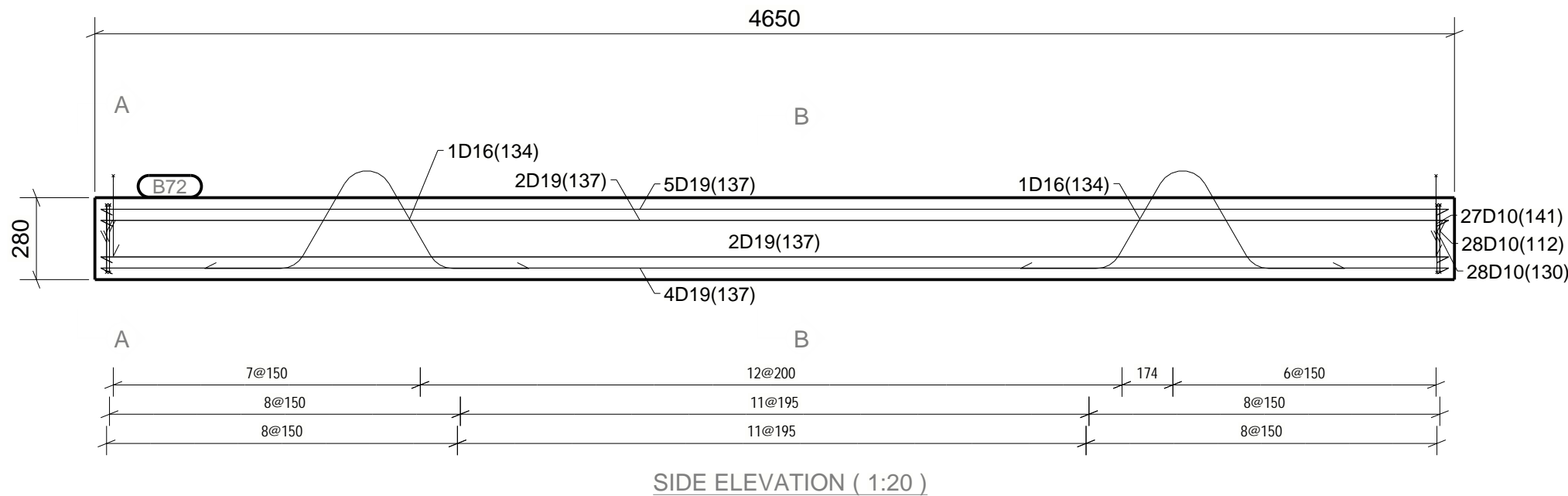
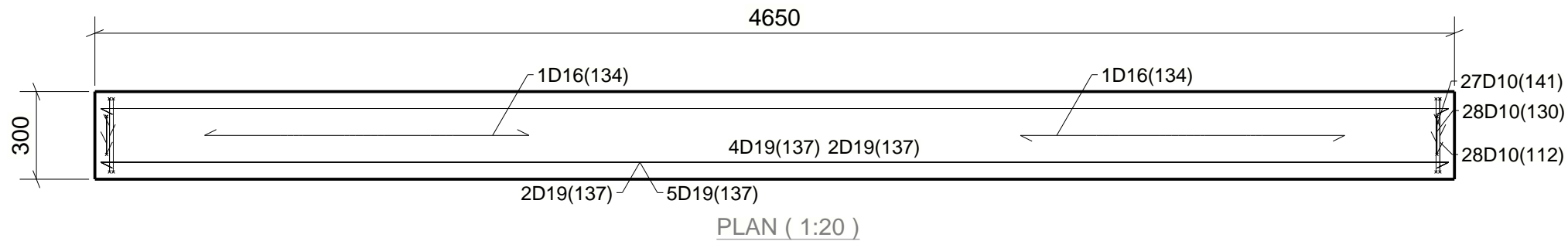
PRECASTER :



Element Quantity	1
Element Weight (ton)	1.15
Concrete Volume (m³)	0.39
Concrete Grade	C30
Reinf. Bar 6-13 (kg)	51.9
Reinf. Bar 16-40 (kg)	138.0
Reinforcement (kg)	189.9
Reinforcement (kg/m³)	486.2
Strand (kg)	0.0
Mesh (kg)	0.0

Bar Mark	Type	Size	Nos	L	Shape Code	Shape Codes To BS8666: 2005 All Dimension Taken To The Outer Edge							
						A	B	C	D	ER			
112	D	10	28	1230	99								
130	D	10	28	990	99								
134	D	16	2	1450	99								
137	D	19	13	4610	00	4610							
141	D	10	28	770	21	280	260	280					

MODELLED BY	MODEL NAME	Gedung Kanto***
SCALE	APPROVED BY	
1:20 1:15	PROJECT ENGINEER	
ISSUE DATE	DESIGN ENGINEER	
PROJECT NUMBER	DRAWING NUMBER	REV.
TS1000	B71	



Element Quantity	1
Element Weight (ton)	1.15
Concrete Volume (m3)	0.39
Concrete Grade	C30
Reinf. Bar 6-13 (kg)	51.4
Reinf. Bar 16-40 (kg)	138.0
Reinforcement (kg)	189.4
Reinforcement (kg/m3)	485.0
Strand (kg)	0.0
Mesh (kg)	0.0

Bar Mark	Type	Size	Nos	L	Shape Code	Shape Codes To BS8666: 2005 - All Dimension Taken To The Outer Edge				Bending Radius
						A	B	C	D	
112	D	10	28	1230	99					0
130	D	10	28	990	99					0
134	D	16	2	1450	99					0
137	D	19	13	4610	00	4610				0
141	D	10	27	770	21	280	260	280		0

REV. DATE BY DESCRIPTION

PROJECT TITLE :

OWNER :

ARCHITECT :

CONSULTANT :

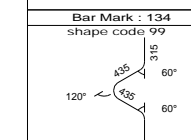
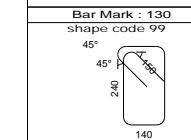
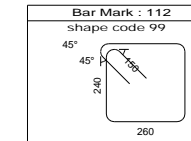
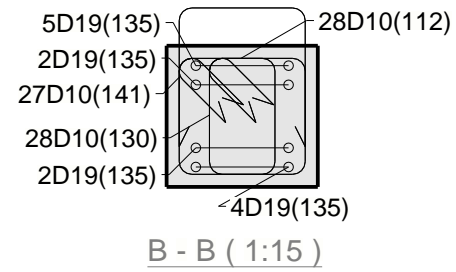
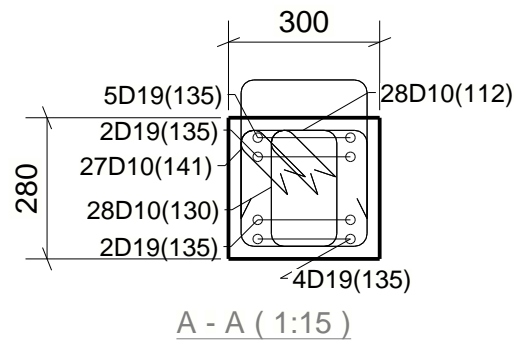
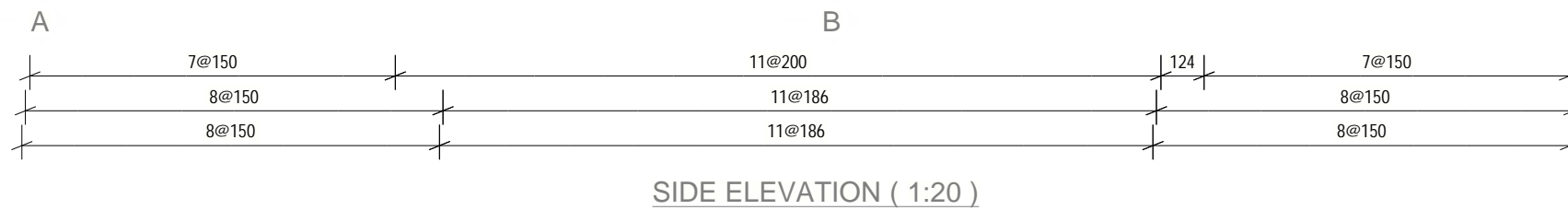
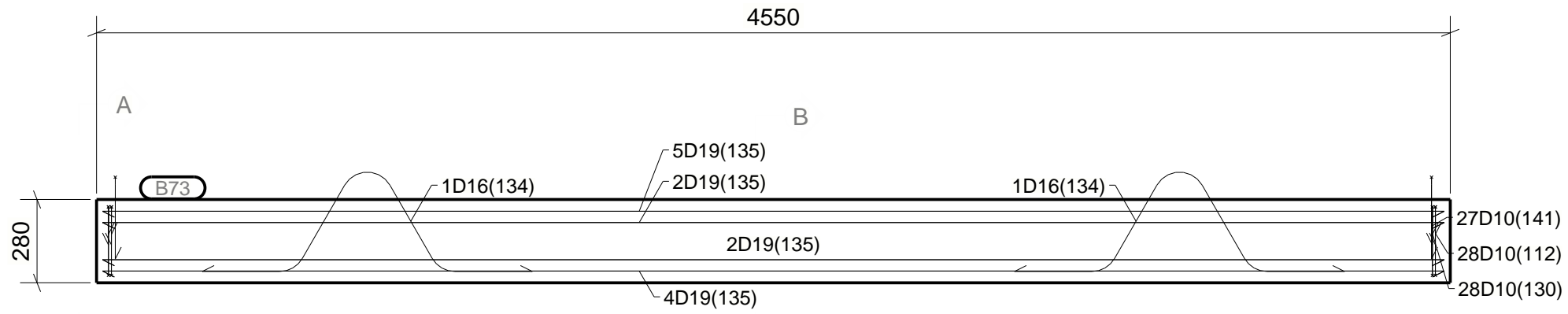
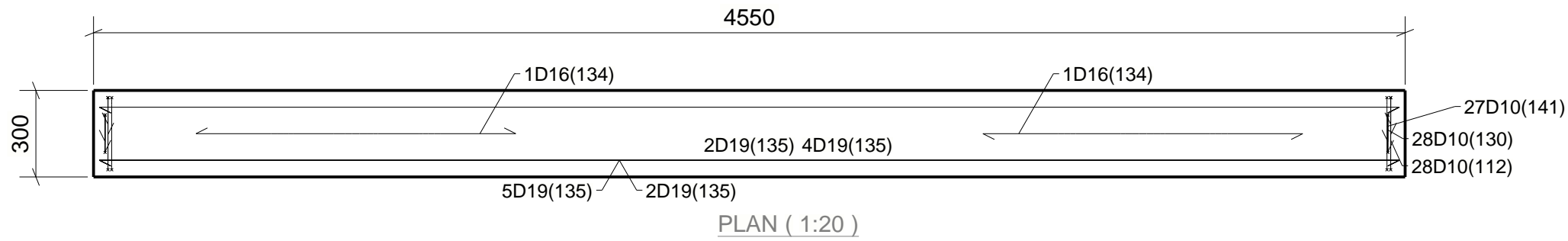
MAIN CONTRACTOR :

PROJECT :

TITLE :  
Tekla Structures Project Name

PRECASTER :

MODELLED BY	Gedung Kanto***	
APPROVED BY		
SCALE	1:20 1:15	
ISSUE DATE		
PROJECT NUMBER	TS1000	
DRAWING NUMBER	B72	REV.



Element Quantity	2
Element Weight (ton)	1.12
Concrete Volume (m3)	0.38
Concrete Grade	C30
Reinf. Bar 6-13 (kg)	51.4
Reinf. Bar 16-40 (kg)	135.1
Reinforcement (kg)	186.5
Reinforcement (kg/m3)	488.1
Strand (kg)	0.0
Mesh (kg)	0.0

Bar Mark	Type	Size	Nos	L	Shape Code	Shape Codes To BS8666: 2005 All Dimension Taken To The Outer Edge				
						A	B	C	D	ER
112	D	10	28	1230	99					0
130	D	10	28	990	99					0
134	D	16	2	1450	99					0
135	D	19	13	4510	00	4510				0
141	D	10	27	770	21	280	260	280		0

REV. DATE BY DESCRIPTION

PROJECT TITLE :

OWNER :

ARCHITECT :

CONSULTANT :

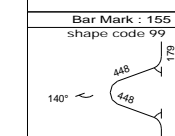
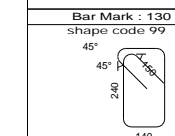
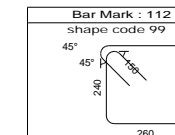
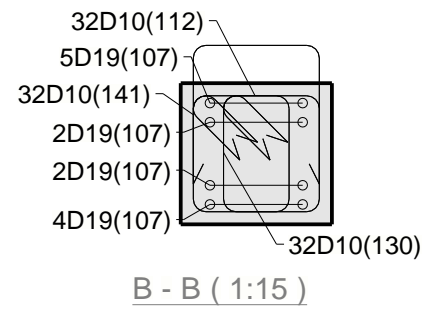
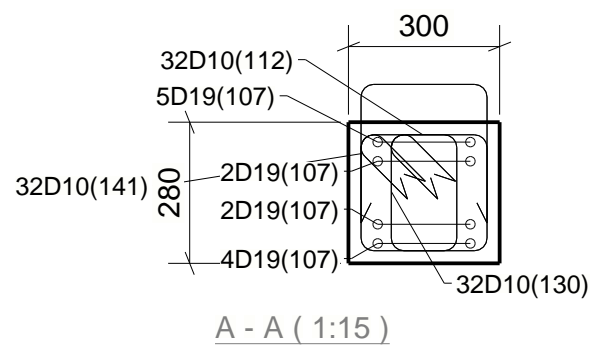
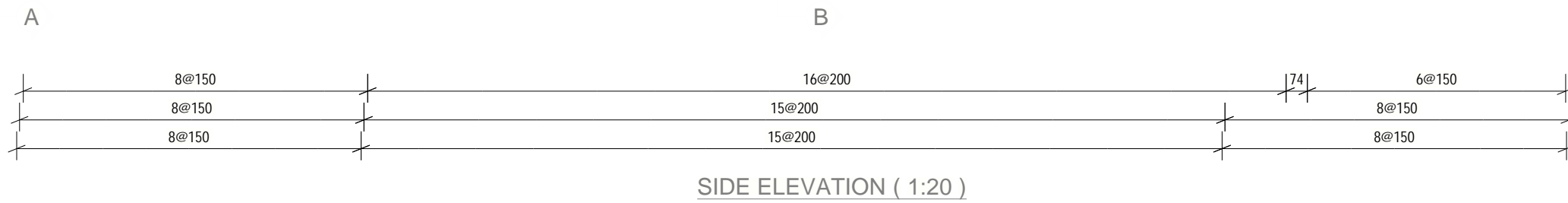
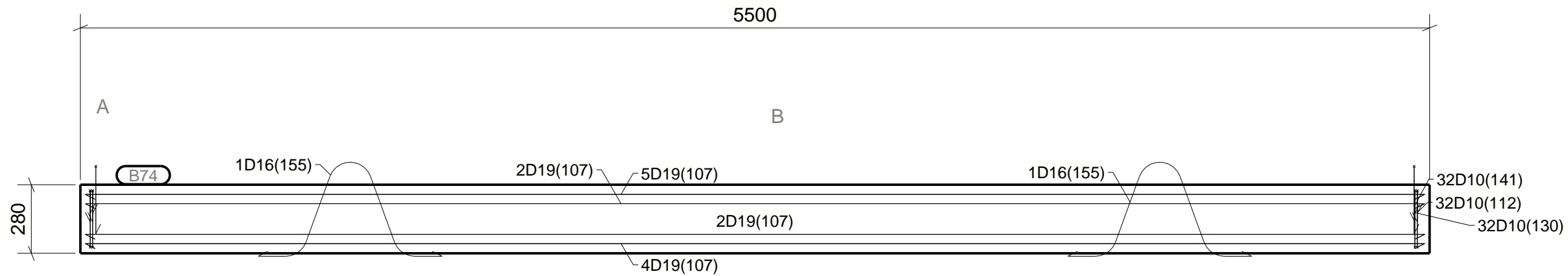
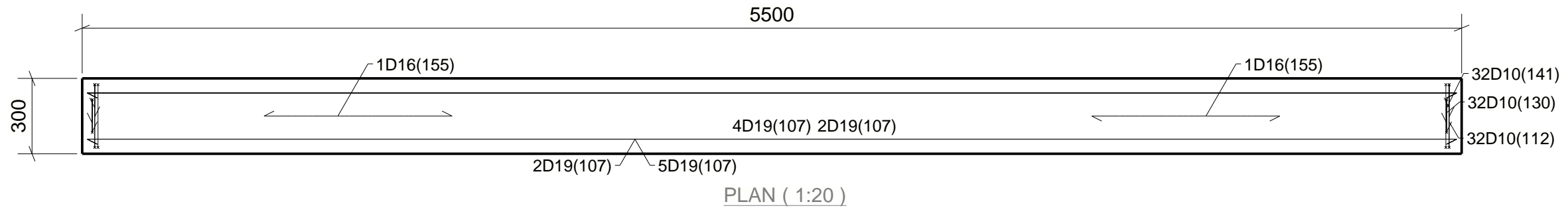
MAIN CONTRACTOR :

PROJECT :

TITLE :  
Tekla Structures Project Name

PRECASTER :

MODELLED BY	MODEL NAME	Gedung Kanto***
APPROVED BY	PROJECT ENGINEER	
SCALE	1:20 1:15	
ISSUE DATE	DESIGN ENGINEER	
PROJECT NUMBER	DRAWING NUMBER	REV.
TS1000	B73	



Element Quantity	1
Element Weight (ton)	1.35
Concrete Volume (m3)	0.46
Concrete Grade	C30
Reinf. Bar 6-13 (kg)	59.3
Reinf. Bar 16-40 (kg)	161.9
Reinforcement (kg)	221.2
Reinforcement (kg/m3)	478.8
Strand (kg)	0.0
Mesh (kg)	0.0

Bar Mark	Type	Size	Nos	L	Shape Code	Shape Codes To BS8666: 2005 All Dimension Taken To The Outer Edge				
						A	B	C	D	ER
107	D	19	13	5460	00	5460				0
112	D	10	32	1230	99					0
130	D	10	32	990	99					0
141	D	10	32	770	21	280	260	280		0
155	D	16	2	1220	99					0

REV. DATE BY DESCRIPTION

PROJECT TITLE :

OWNER :

ARCHITECT :

CONSULTANT :

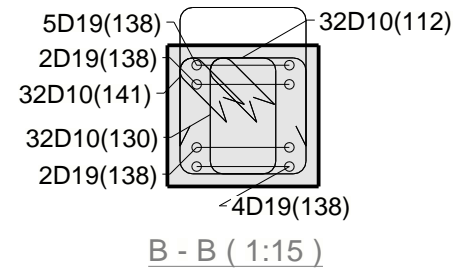
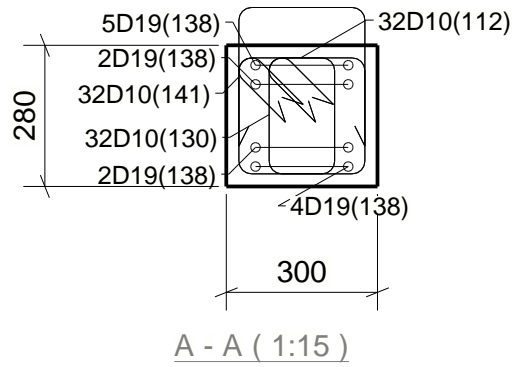

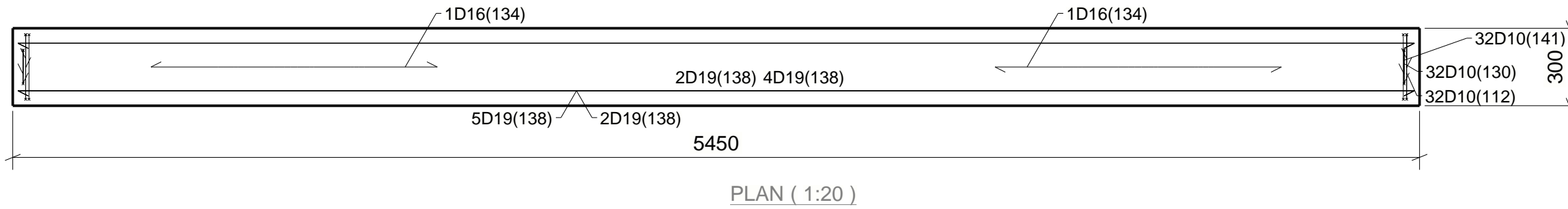
MAIN CONTRACTOR :

PROJECT :

TITLE :  
Tekla Structures Project Name

PRECASTER :

MODELLED BY	MODEL NAME	Gedung Kanto***
APPROVED BY	SCALE	1:20 1:15
ISSUE DATE	PROJECT ENGINEER	
DESIGN ENGINEER	DRAWING NUMBER	B74
PROJECT NUMBER	TS1000	REV.



Bar Mark : 112 shape code 99	
	260
Bar Mark : 130 shape code 99	
	140
Bar Mark : 134 shape code 99	
	310
Element Quantity	1
Element Weight (ton)	1.34
Concrete Volume (m <sup>3</sup> )	0.46
Concrete Grade	C30
Reinf. Bar 6-13 (kg)	59.3
Reinf. Bar 16-40 (kg)	161.2
Reinforcement (kg)	220.5
Reinforcement (kg/m <sup>3</sup> )	481.6
Strand (kg)	0.0
Mesh (kg)	0.0

BAR BENDING SCHEDULE					Shape Codes To BS8666: 2005 All Dimension Taken To The Outer Edge						
Bar Mark	Type	Size	Nos	L	Shape Code	Dimensions			Bending Radius		
						A	B	C	D	ER	
112	D	10	32	1230	99					0	
130	D	10	32	990	99					0	
134	D	16	2	1450	99					0	
138	D	19	13	5410	00	5410				0	
141	D	10	32	770	21	280	260	280		0	

REV. DATE BY DESCRIPTION

PROJECT TITLE :

OWNER :

ARCHITECT :

CONSULTANT :

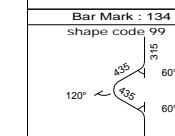
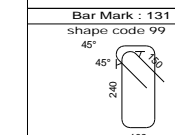
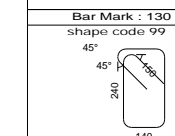
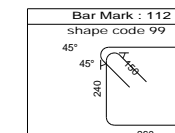
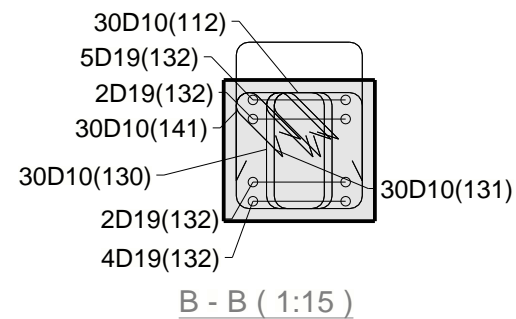
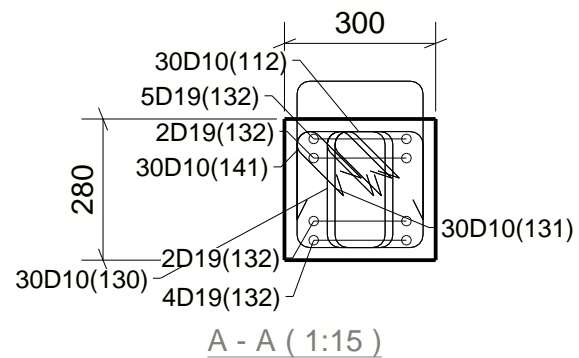
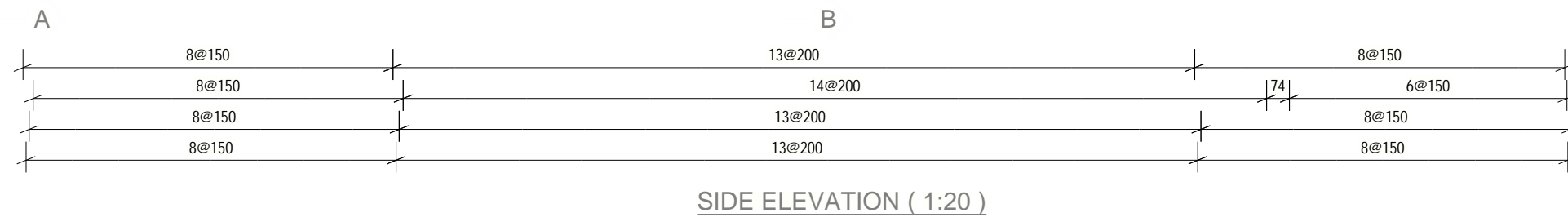
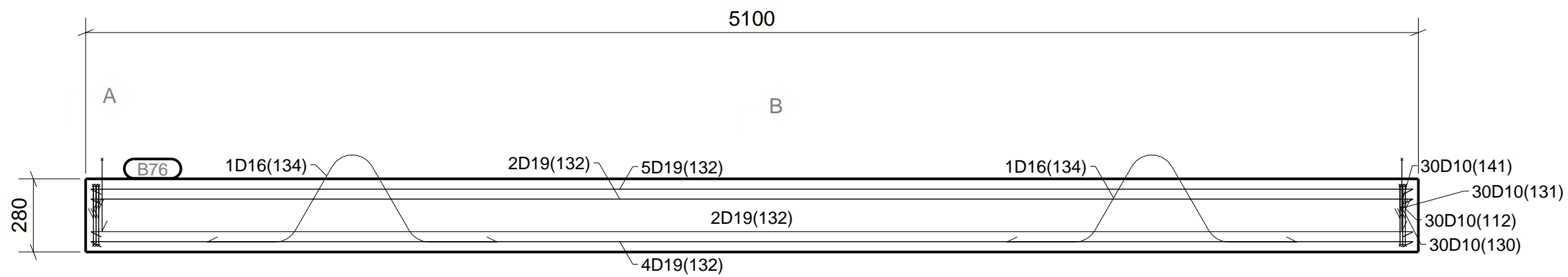
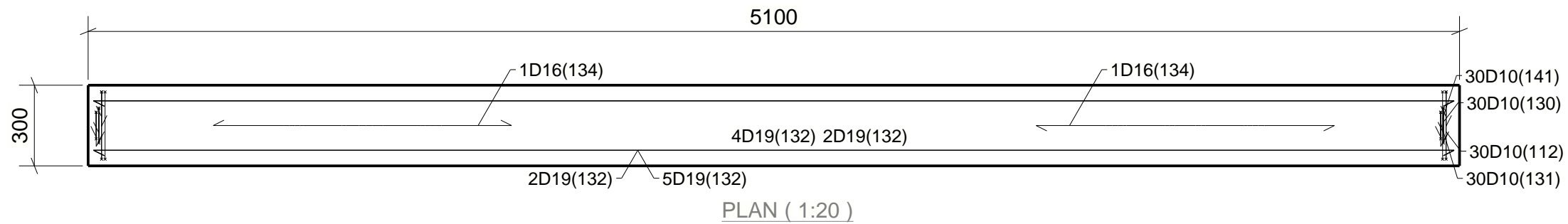
MAIN CONTRACTOR :

PROJECT :

TITLE :  
Tekla Structures Project Name

PRECASTER :

MODELLED BY: MODEL NAME: Gedung Kanto\*\*\*  
 APPROVED BY:  
 SCALE: 1:20 1:15  
 PROJECT ENGINEER  
 ISSUE DATE: DESIGN ENGINEER  
 PROJECT NUMBER: TS1000 DRAWING NUMBER: B75  
 REV:



Element Quantity	1
Element Weight (ton)	1.27
Concrete Volume (m3)	0.43
Concrete Grade	C30
Reinf. Bar 6-13 (kg)	72.9
Reinf. Bar 16-40 (kg)	151.0
Reinforcement (kg)	223.9
Reinforcement (kg/m3)	522.7
Strand (kg)	0.0
Mesh (kg)	0.0

BAR BENDING SCHEDULE						Shape Codes To BS8666: 2005 All Dimension Taken To The Outer Edge				
Bar Mark	Type	Size	Nos	L	Shape Code	Dimensions				Bending Radius
						A	B	C	D	
112	D	10	30	1230	99					0
130	D	10	30	990	99					0
131	D	10	30	930	99					0
132	D	19	13	5060	00	5060				0
134	D	16	2	1450	99					0
141	D	10	30	770	21	280	260	280		0

REV. DATE BY DESCRIPTION

PROJECT TITLE :

OWNER :

ARCHITECT :

CONSULTANT :

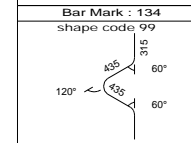
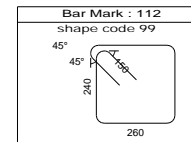
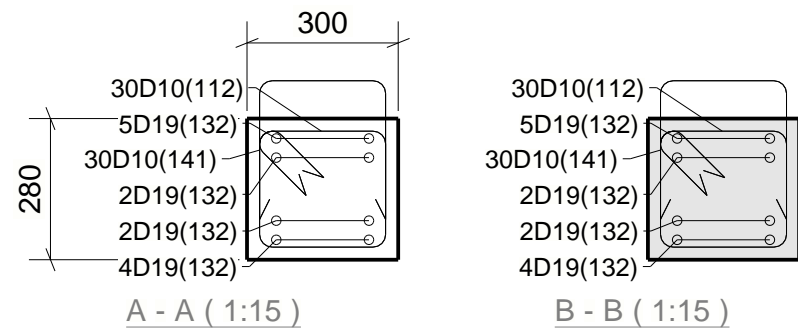
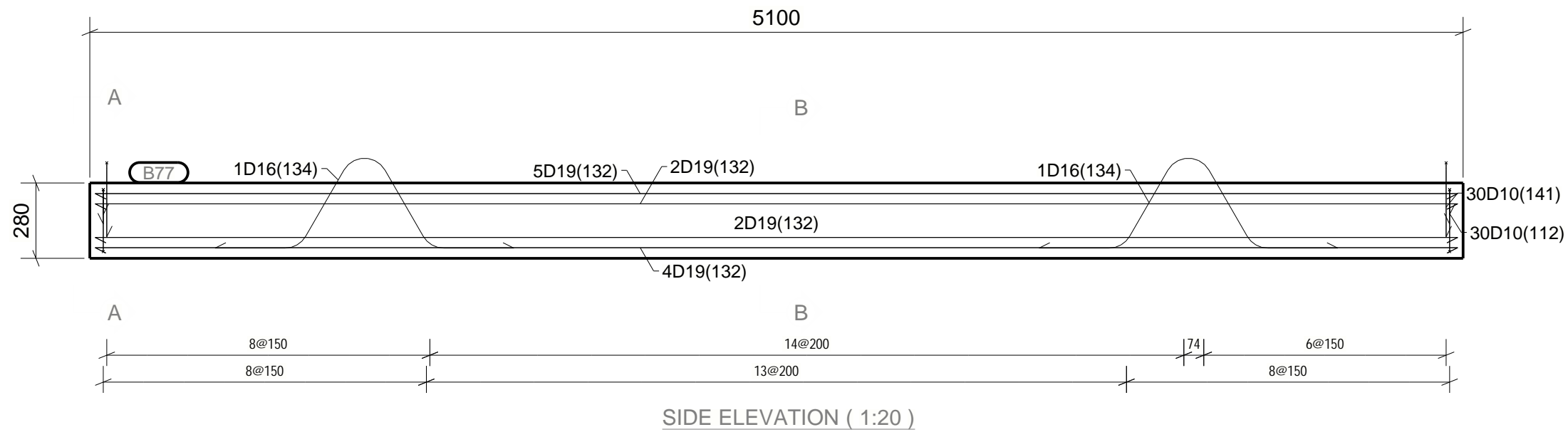
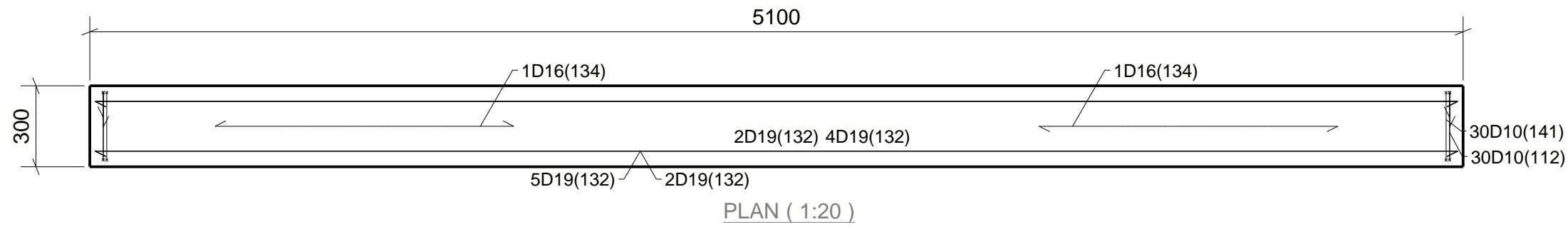
MAIN CONTRACTOR :

PROJECT :

TITLE :  
Tekla Structures Project Name

PRECASTER :

MODELLED BY	MODEL NAME	Gedung Kanto***
APPROVED BY	PROJECT ENGINEER	
SCALE	DATE	1:20 1:15
ISSUE DATE	DESIGN ENGINEER	
PROJECT NUMBER	DRAWING NUMBER	TS1000 B76
	REV.	



Element Quantity	1
Element Weight (ton)	1.24
Concrete Volume (m3)	0.43
Concrete Grade	C30
Reinf. Bar 6-13 (kg)	37.2
Reinf. Bar 16-40 (kg)	151.0
Reinforcement (kg)	188.2
Reinforcement (kgm3)	439.4
Strand (kg)	0.0
Mesh (kg)	0.0

BAR BENDING SCHEDULE							Shape Codes To BS8666: 2005 All Dimension Taken To The Outer Edge				
Bar Mark	Type	Size	Nos	L	Shape Code	Dimensions					
						A	B	C	D	Bending Radius	
112	D	10	30	1230	99						
132	D	19	13	5060	00	5060					
134	D	16	2	1450	99						
141	D	10	30	770	21	280	260	280			

REV. DATE BY DESCRIPTION

PROJECT TITLE :

OWNER :

ARCHITECT :

CONSULTANT :

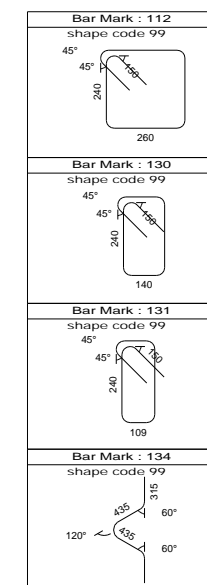
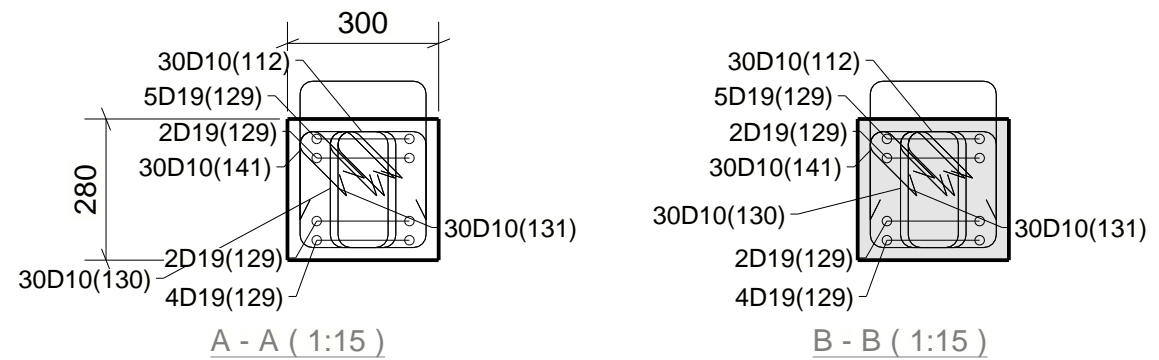
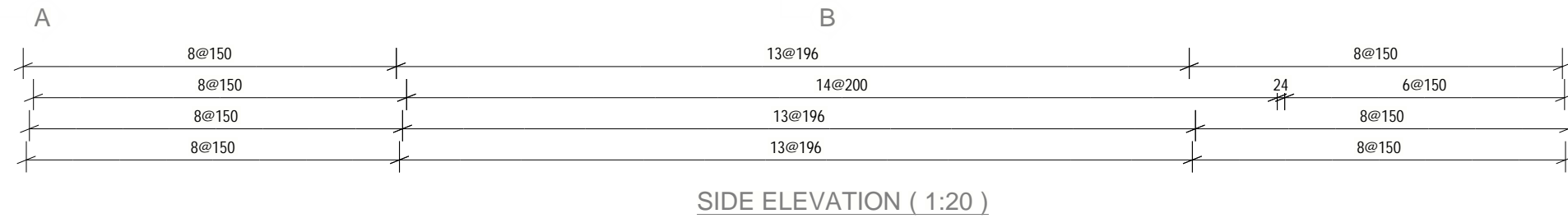
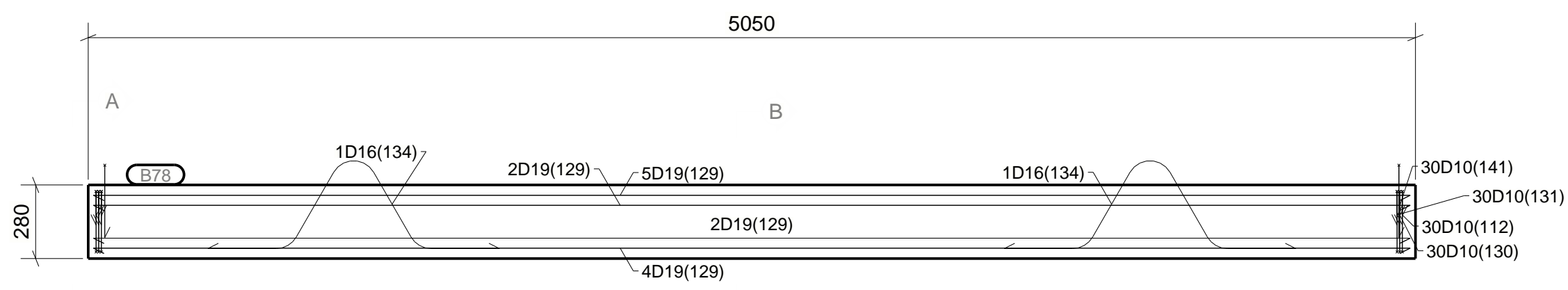
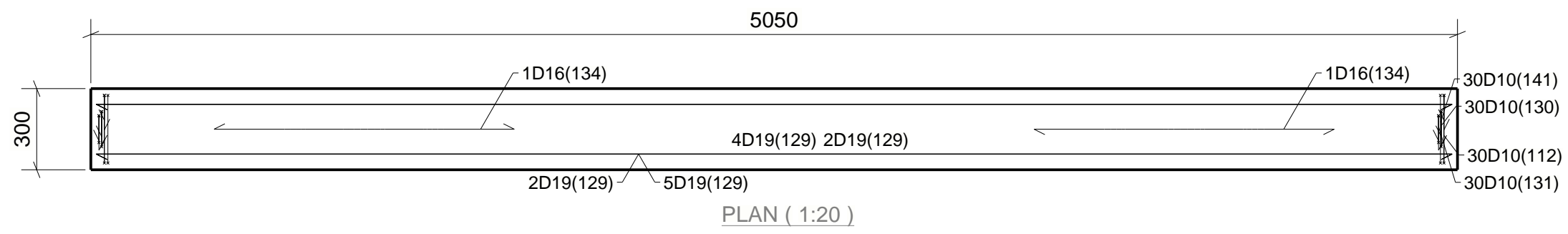
MAIN CONTRACTOR :

PROJECT :

TITLE :  
Tekla Structures Project Name

PRECASTER :

MODELLED BY	MODEL NAME	Gedung Kanto***
APPROVED BY	SCALE	1:20 1:15
ISSUE DATE	PROJECT ENGINEER	
PROJECT NUMBER	DESIGN ENGINEER	
TS1000	DRAWING NUMBER	B77
	REV.	



Element Quantity	1
Element Weight (ton)	1.26
Concrete Volume (m3)	0.42
Concrete Grade	C30
Reinf. Bar 6-13 (kg)	72.9
Reinf. Bar 16-40 (kg)	149.6
Reinforcement (kg)	222.5
Reinforcement (kgm3)	524.4
Strand (kg)	0.0
Mesh (kg)	0.0

Bar Mark	Type	Size	Nos	L	Shape Code	Dimensions				Bending Radius
						A	B	C	D	
112	D	10	30	1230	99					0
129	D	19	13	5010	00	5010				0
130	D	10	30	990	99					0
131	D	10	30	930	99					0
134	D	16	2	1450	99					0
141	D	10	30	770	21	280	260	280		0

REV.	DATE	BY	DESCRIPTION

PROJECT TITLE :

OWNER :

ARCHITECT :

CONSULTANT :

MAIN CONTRACTOR :

PROJECT :

TITLE :  
Tekla Structures Project Name

PRECASTER :

MODELLED BY: MODEL NAME: Gedung Kanto\*\*\*  
 APPROVED BY: APPROVED BY:  
 SCALE: 1:20 1:15  
 PROJECT ENGINEER: PROJECT ENGINEER  
 DATE: DESIGN ENGINEER  
 PROJECT NUMBER: TS1000 DRAWING NUMBER: B78 REV.:



REV.	DATE	BY	DESCRIPTION

PROJECT TITLE :

OWNER :

ARCHITECT :

CONSULTANT :

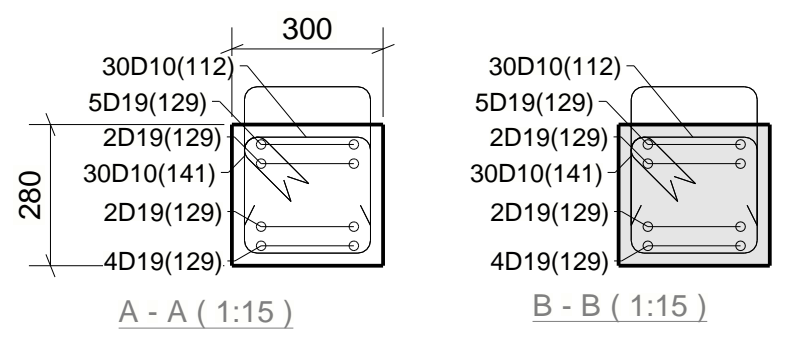
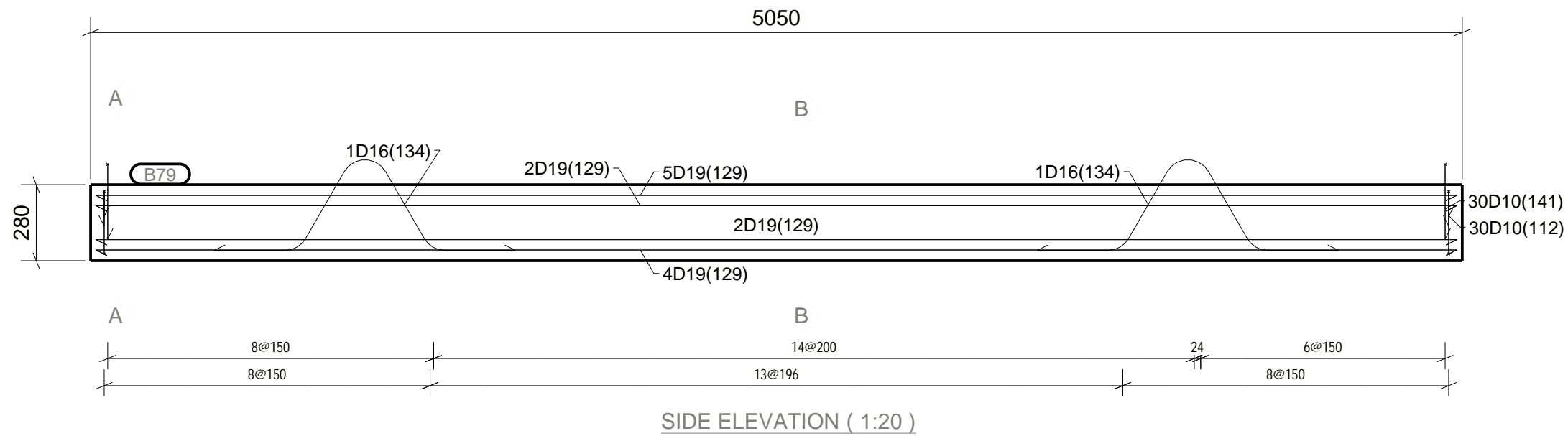
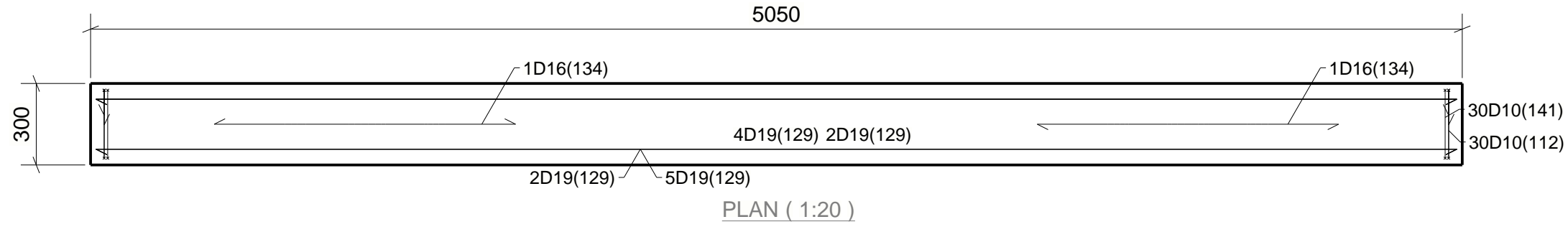
MAIN CONTRACTOR :

PROJECT :

TITLE :  
Tekla Structures Project Name

PRECASTER :

MODELLED BY	MODEL NAME	Gedung Kanto***
APPROVED BY	PROJECT ENGINEER	
ISSUE DATE	DESIGN ENGINEER	
PROJECT NUMBER	DRAWING NUMBER	B79
	REV.	



Bar Mark : 112  
shape code 99

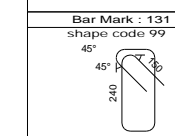
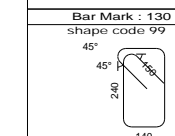
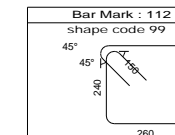
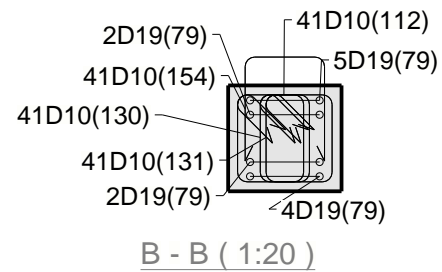
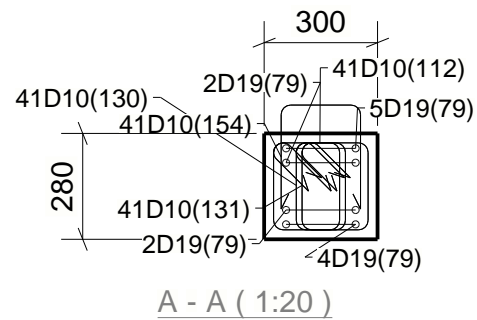
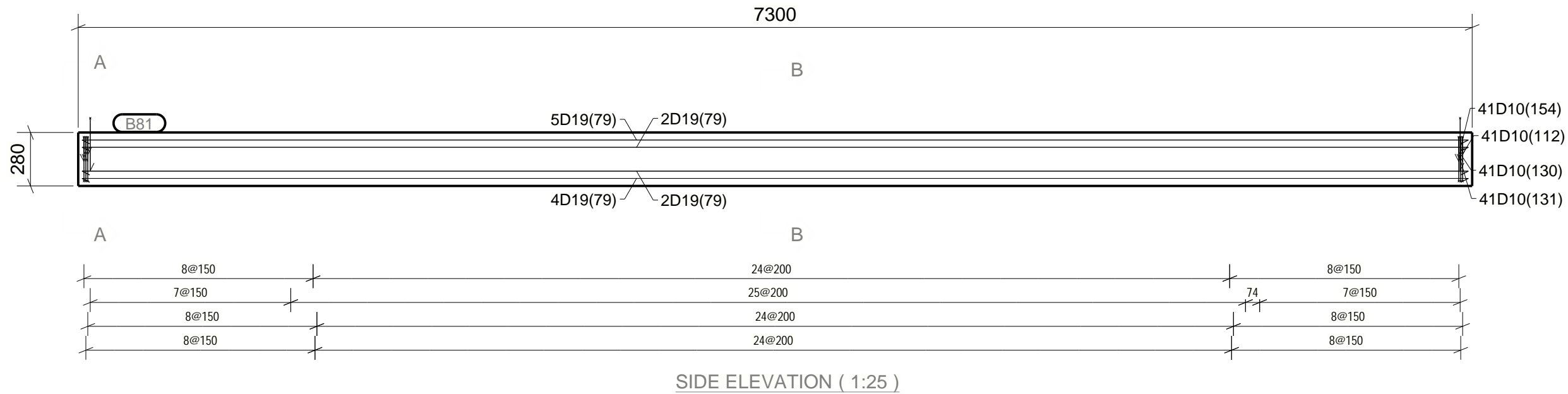
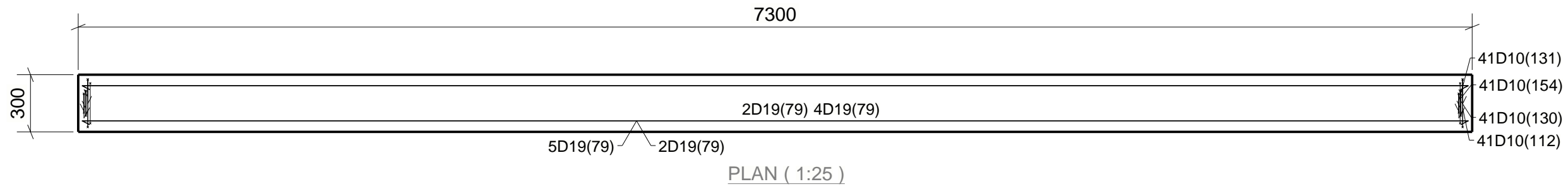
Bar Mark : 134  
shape code 99

Element Quantity	2
Element Weight (ton)	1.22
Concrete Volume (m3)	0.42
Concrete Grade	C30
Reinf. Bar 6-13 (kg)	37.2
Reinf. Bar 16-40 (kg)	149.6
Reinforcement (kg)	186.8
Reinforcement (kg/m3)	440.4
Strand (kg)	0.0
Mesh (kg)	0.0

Shape Codes To BS8666: 2005 All Dimension Taken To The Outer Edge

Bar Mark	Type	Size	Nos	L	Shape Code	Dimensions				
						A	B	C	D	Bending Radius
112	D	10	30	1230	99					
129	D	19	13	5010	00	5010				
134	D	16	2	1450	99					
141	D	10	30	770	21	280	260	280		





Element Quantity	1
Element Weight (ton)	1.81
Concrete Volume (m3)	0.61
Concrete Grade	C30
Reinf. Bar 6-13 (kg)	98.6
Reinf. Bar 16-40 (kg)	210.1
Reinforcement (kg)	308.7
Reinforcement (kg/m3)	503.4
Strand (kg)	0.0
Mesh (kg)	0.0

Bar Mark	Type	Size	Nos	L	Shape Code	Dimensions					Bending Radius
						A	B	C	D	ER	
79	D	19	13	7260	00	7260					0
112	D	10	41	1230	99						0
130	D	10	41	990	99						0
131	D	10	41	930	99						0
154	D	10	41	730	21	280	220	280			0

REV. DATE BY DESCRIPTION

PROJECT TITLE :

OWNER :

ARCHITECT :

CONSULTANT :

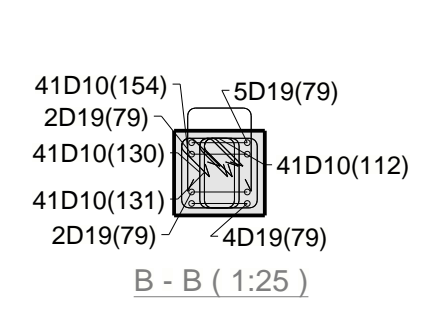
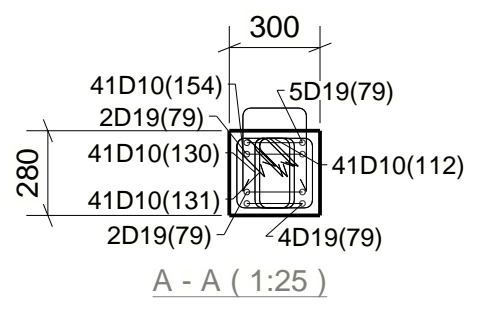

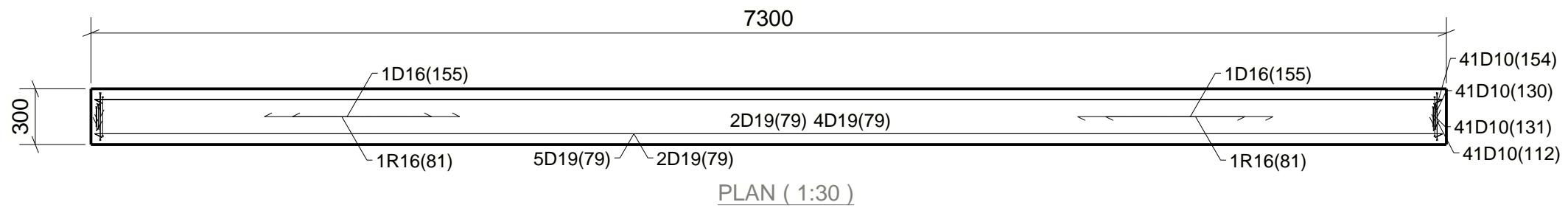
MAIN CONTRACTOR :

PROJECT :

TITLE :  
Tekla Structures Project Name

PRECASTER :

MODELLED BY	MODEL NAME	Gedung Kanto***
SCALE	APPROVED BY	
1:25 1:20	PROJECT ENGINEER	
ISSUE DATE	DESIGN ENGINEER	
PROJECT NUMBER	DRAWING NUMBER	REV.
TS1000	B81	



Bar Mark : 81 shape code 99	
Bar Mark : 112 shape code 99	
Bar Mark : 130 shape code 99	
Bar Mark : 131 shape code 99	
Bar Mark : 155 shape code 99	
Element Quantity	1
Element Weight (ton)	1.82
Concrete Volume (m3)	0.61
Concrete Grade	C30
Reinf. Bar 6-13 (kg)	98.6
Reinf. Bar 16-40 (kg)	218.6
Reinforcement (kg)	317.2
Reinforcement (kgm3)	517.2
Strand (kg)	0.0
Mesh (kg)	0.0

BAR BENDING SCHEDULE						Shape Codes To BS8666: 2005 All Dimension Taken To The Outer Edge						
Bar Mark	Type	Size	Nos	L	Shape Code	Dimensions					Bending Radius	
						A	B	C	D	SR		
79	D	19	13	7260	00	7260					0	
81	R	16	2	1450	99						0	
112	D	10	41	1230	99						0	
130	D	10	41	990	99						0	
131	D	10	41	930	99						0	
154	D	10	41	730	21	280	220	280			0	
155	D	16	2	1220	99						0	

REV. DATE BY DESCRIPTION

PROJECT TITLE :

OWNER :

ARCHITECT :

CONSULTANT :

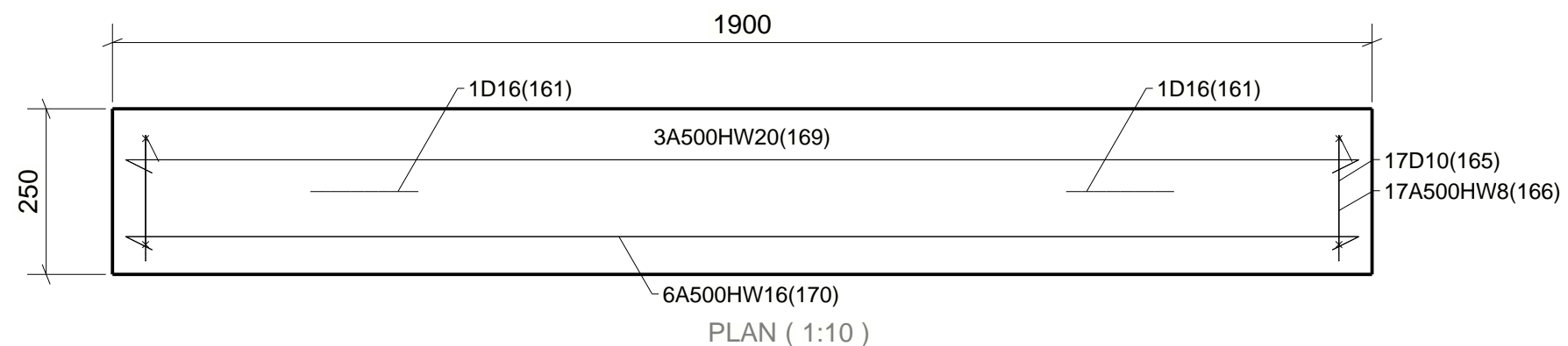
MAIN CONTRACTOR :

PROJECT :

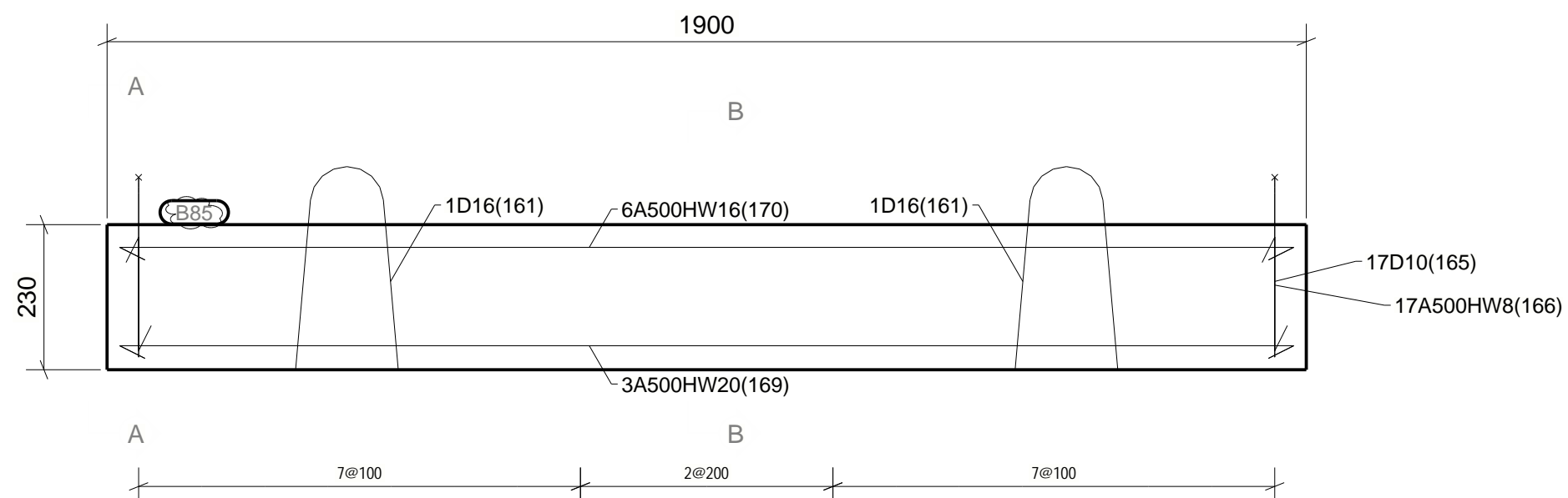
TITLE :  
Tekla Structures Project Name

PRECASTER :

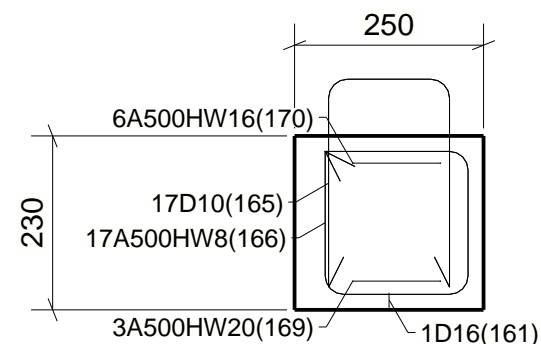
MODELLED BY	MODEL NAME	Gedung Kanto***
APPROVED BY	PROJECT ENGINEER	
SCALE	1:30 1:25	DESIGN ENGINEER
ISSUE DATE		DRAWING NUMBER
PROJECT NUMBER	TS1000	REV.
	B82	



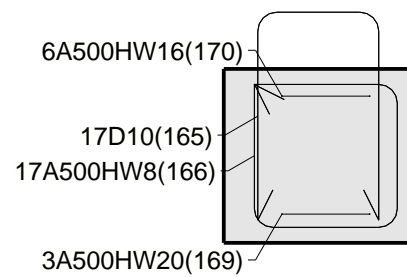
PLAN ( 1:10 )



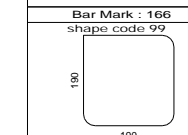
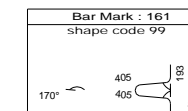
SIDE ELEVATION ( 1:10 )



A - A ( 1:10 )



B - B ( 1:10 )



Element Quantity	2
Element Weight (ton)	0.30
Concrete Volume (m3)	0.11
Concrete Grade	C30
Reinf. Bar 6-13 (kg)	14.8
Reinf. Bar 16-40 (kg)	14.0
Reinforcement (kg)	28.8
Reinforcement (kg/m3)	263.7
Strand (kg)	0.0
Mesh (kg)	0.0

REV. DATE BY DESCRIPTION

PROJECT TITLE :

OWNER :

ARCHITECT :

CONSULTANT :

MAIN CONTRACTOR :

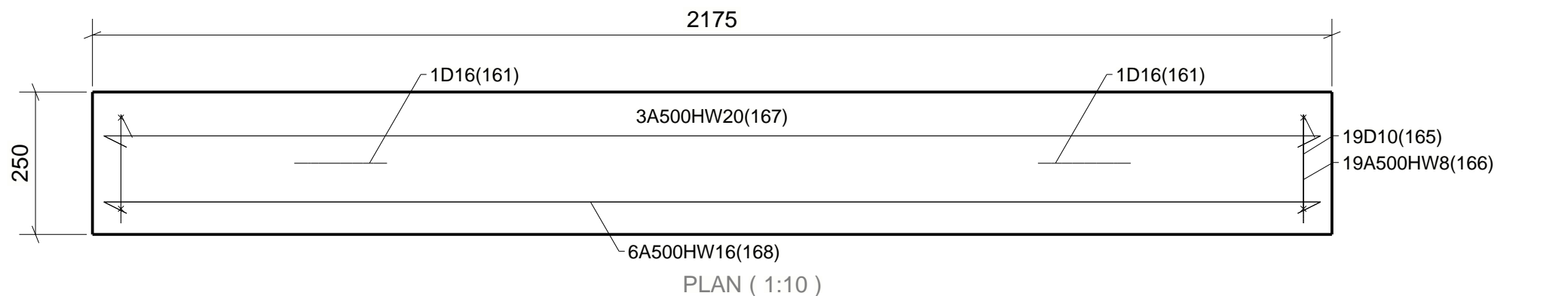
PROJECT :

TITLE :  
Tekla Structures Project Name

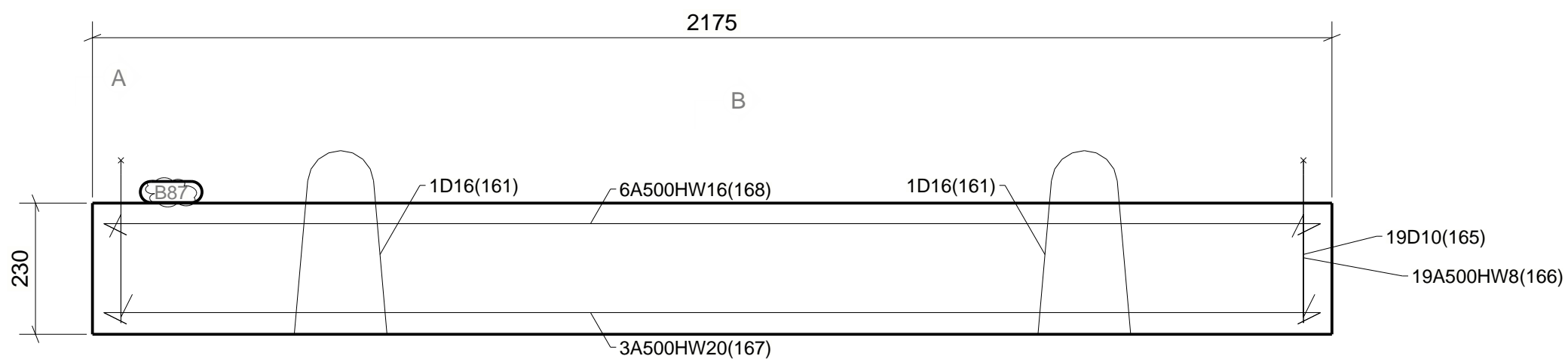
PRECASTER :

BAR BENDING SCHEDULE						Shape Codes To BS8666: 2005 All Dimension Taken To The Outer Edge				
Bar Mark	Type	Size	Nos	L	Shape Code	Dimensions			Bending Radius	
						a	b	c	d	es
161	D	16	2	1160	99					0
165	D	10	17	680	21	280	170	280		0
166	-	8	17	720	99					0
169	-	20	3	1860	00	1860				0
170	-	16	6	1860	00	1860				0

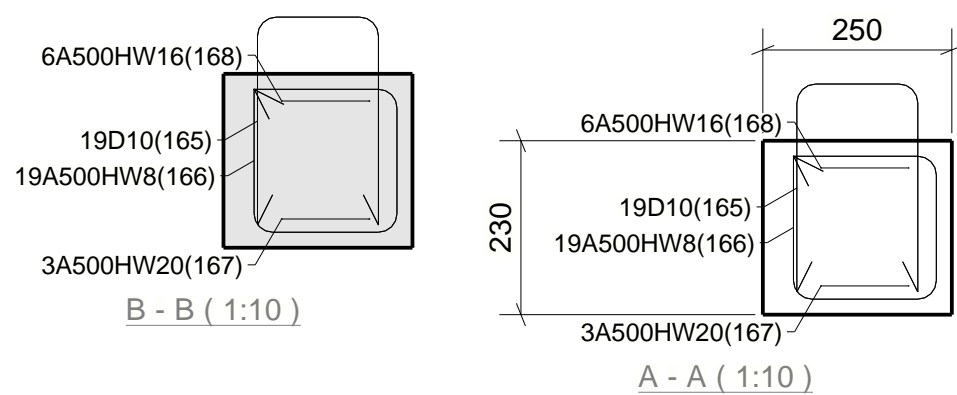
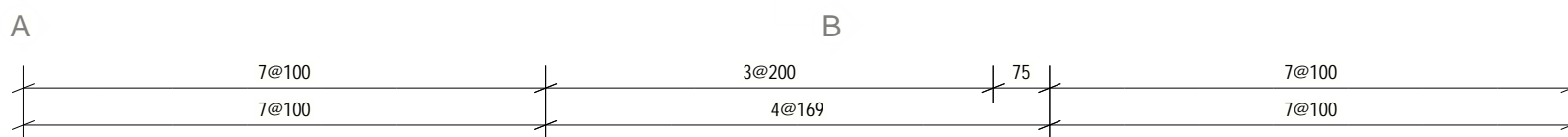
MODELLED BY	MODEL NAME	Gedung Kanto***
APPROVED BY	PROJECT ENGINEER	
SCALE	1:10	
ISSUE DATE	DESIGN ENGINEER	
PROJECT NUMBER	TS1000	DRAWING NUMBER
		REV.



PLAN ( 1:10 )



SIDE ELEVATION ( 1:10 )



Bar Mark : 161	
shape code 99	
170°	85°
405	100
405	85°
Bar Mark : 166	
shape code 99	
100	190

Element Quantity	2
Element Weight (ton)	0.34
Concrete Volume (m3)	0.13
Concrete Grade	C30
Reinf. Bar 6-13 (kg)	16.5
Reinf. Bar 16-40 (kg)	15.5
Reinforcement (kg)	32.1
Reinforcement (kg/m3)	256.5
Strand (kg)	0.0
Mesh (kg)	0.0

REV.	DATE	BY	DESCRIPTION

PROJECT TITLE :

OWNER :

ARCHITECT :

CONSULTANT :

MAIN CONTRACTOR :

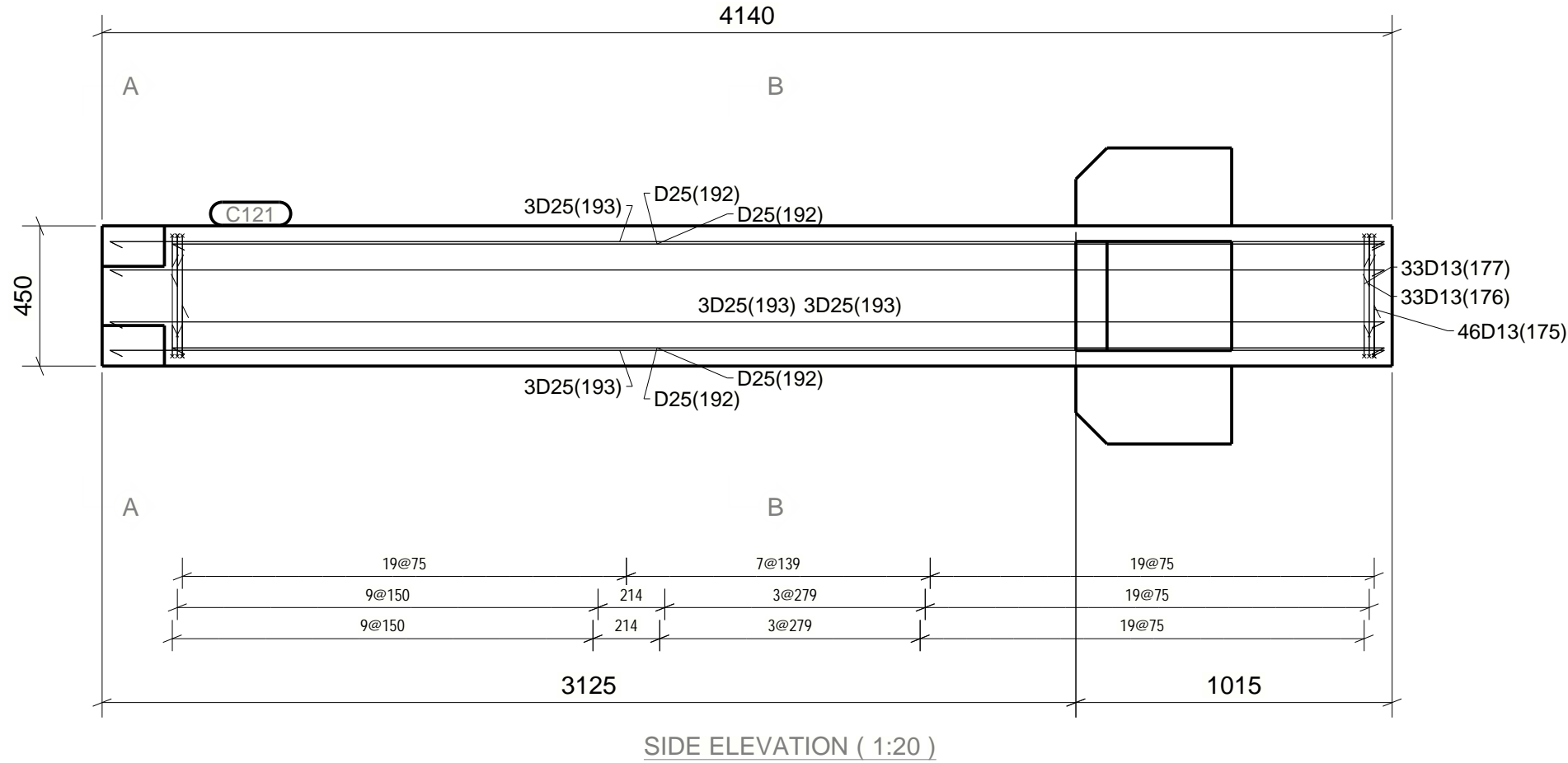
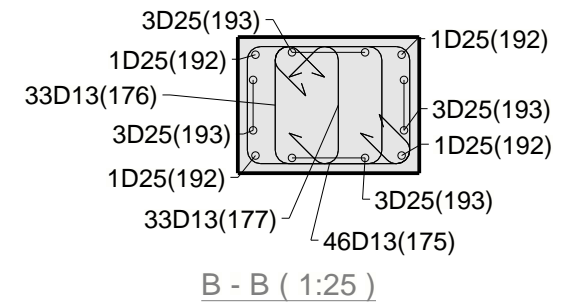
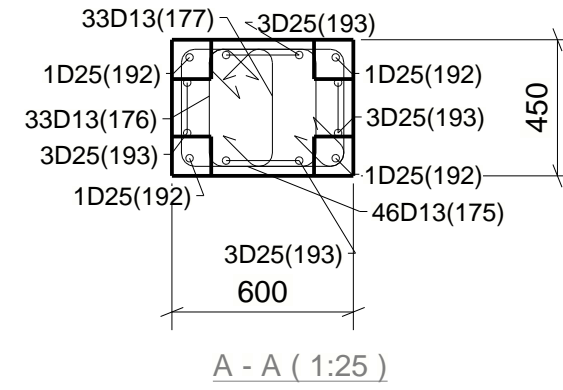
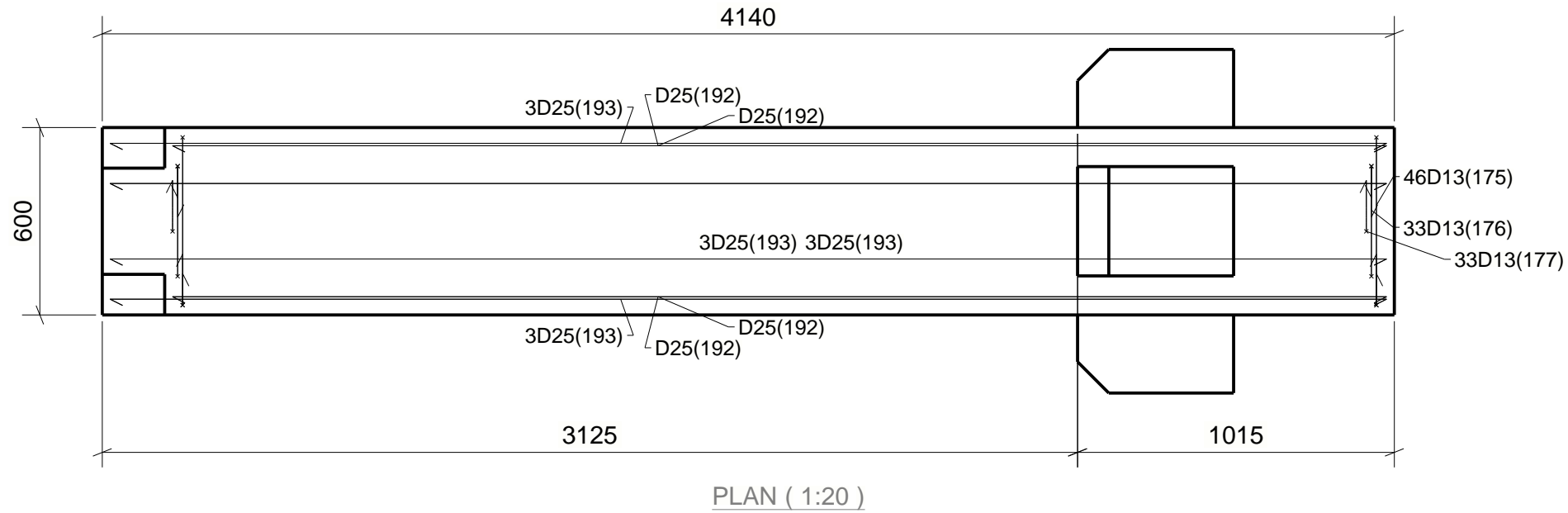
PROJECT :

TITLE :  
Tekla Structures Project Name

PRECASTER :

Bar Mark	Type	Size	Nos	L	Shape Code	Shape Codes To BS8666: 2005 All Dimension Taken To The Outer Edge					Bending Radius
						A	B	C	D	ER	
161	D	16	2	1160	99					0	
165	D	10	19	680	21	280	170	280		0	
166	-	8	19	720	99					0	
167	-	20	3	2130	00	2135				0	
168	-	16	6	2130	00	2135				0	

MODELLED BY	MODEL NAME	Gedung Kanto***
SCALE	APPROVED BY	
1:10	PROJECT ENGINEER	
ISSUE DATE	DESIGN ENGINEER	
PROJECT NUMBER	DRAWING NUMBER	REV.
TS1000		



REV.	DATE	BY	DESCRIPTION

PROJECT TITLE :

OWNER :

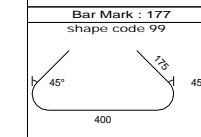
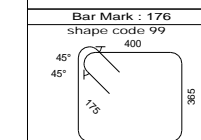
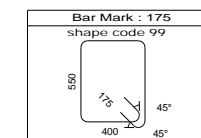
ARCHITECT :

CONSULTANT :

MAIN CONTRACTOR :

PROJECT :

TITLE :  
Tekla Structures Project Name

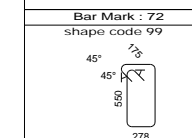
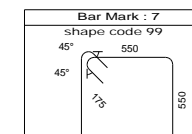
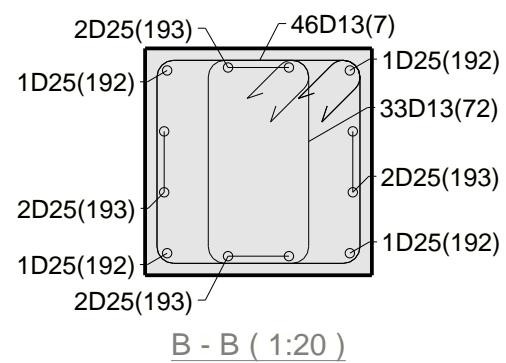
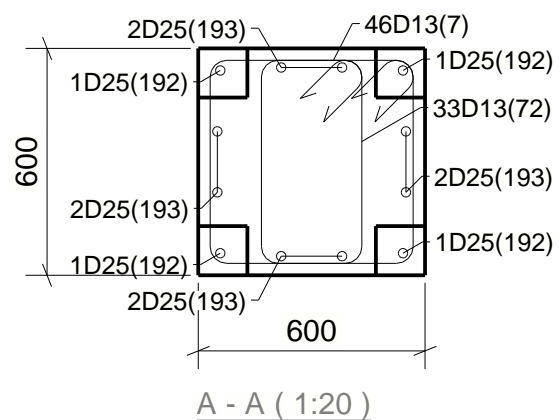
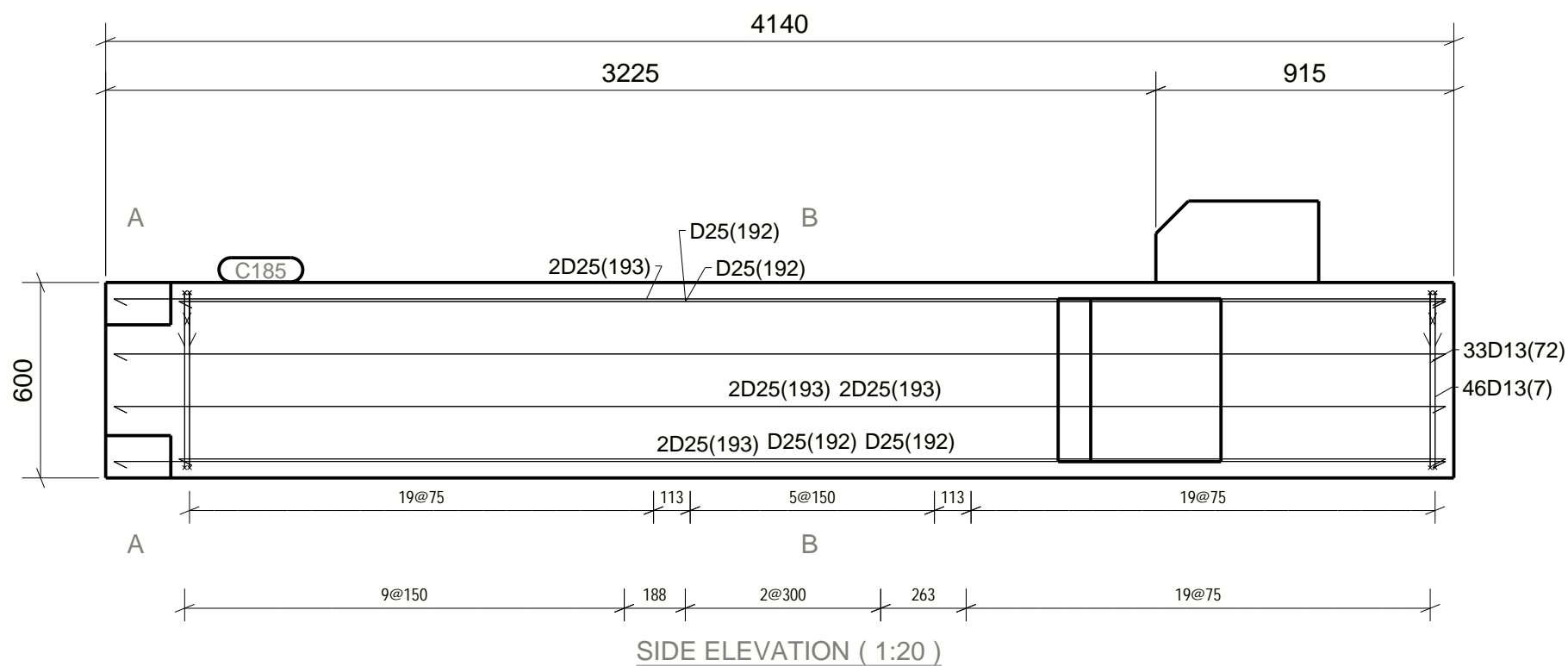
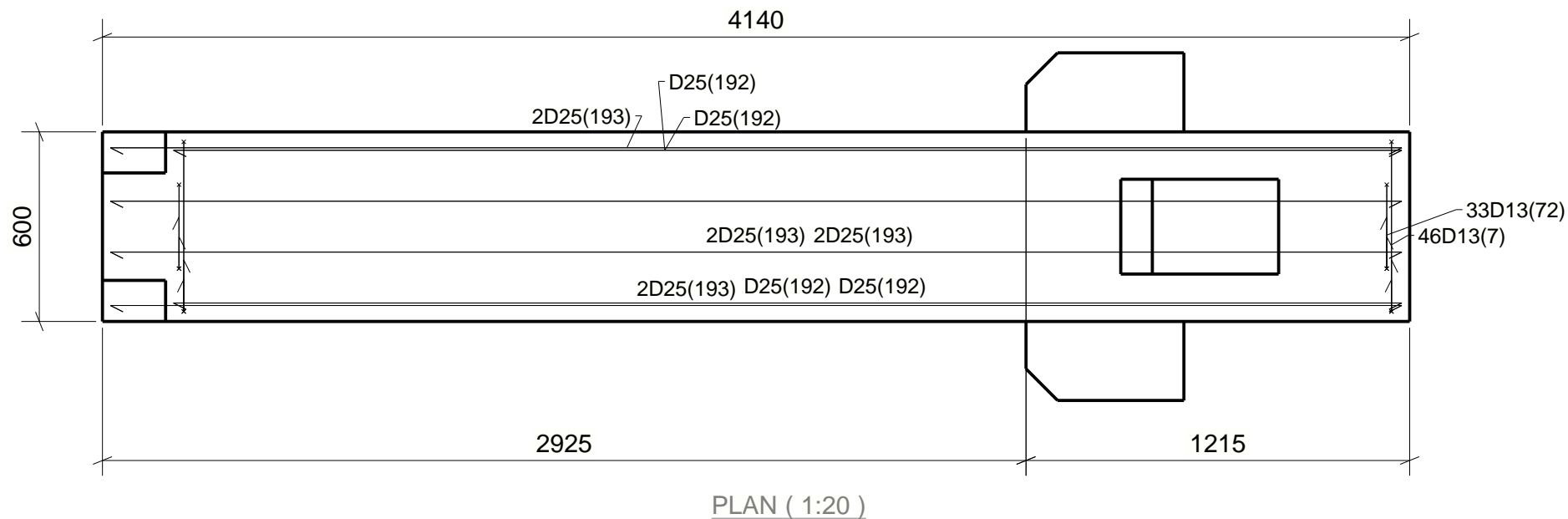


Element Quantity	9
Element Weight (ton)	3.55
Concrete Volume (m3)	1.27
Concrete Grade	C35
Reinf. Bar 6-13 (kg)	191.1
Reinf. Bar 16-40 (kg)	249.1
Reinforcement (kg)	440.2
Reinforcement (kg/m3)	346.0
Strand (kg)	0.0
Mesh (kg)	0.0

PRECASTER :

Bar Mark	Type	Size	Nos	L	Shape Code	Shape Codes To BS8666: 2005 All Dimension Taken To The Outer Edge				
						A	B	C	D	ER
175	D	13	46	2150	99					0
176	D	13	33	1790	99					0
177	D	13	33	750	99					0
192	D	25	4	3890	00	3890				0
193	D	25	12	4090	00	4090				0

MODELLED BY	MODEL NAME	Gedung Kanto***		
SCALE	APPROVED BY			
1:25 1:20	PROJECT ENGINEER			
ISSUE DATE	DESIGN ENGINEER			
PROJECT NUMBER	DRAWING NUMBER			
TS1000	C121			
NUMBER	REV.			



Element Quantity	2
Element Weight (ton)	4.37
Concrete Volume (m3)	1.63
Concrete Grade	C35
Reinf. Bar 6-13 (kg)	183.8
Reinf. Bar 16-40 (kg)	186.1
Reinforcement (kg)	369.9
Reinforcement (kgm3)	226.5
Strand (kg)	0.0
Mesh (kg)	0.0

REV.	DATE	BY	DESCRIPTION

PROJECT TITLE :

OWNER :

ARCHITECT :

CONSULTANT :

MAIN CONTRACTOR :

PROJECT :

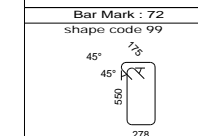
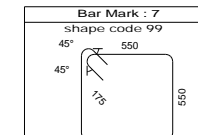
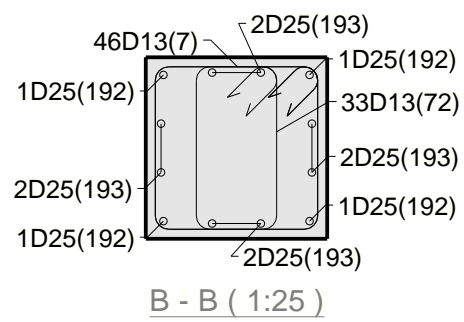
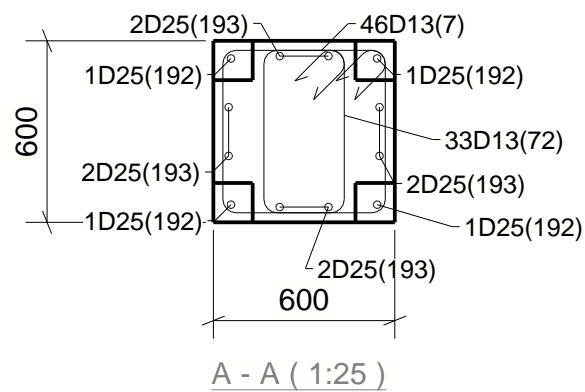
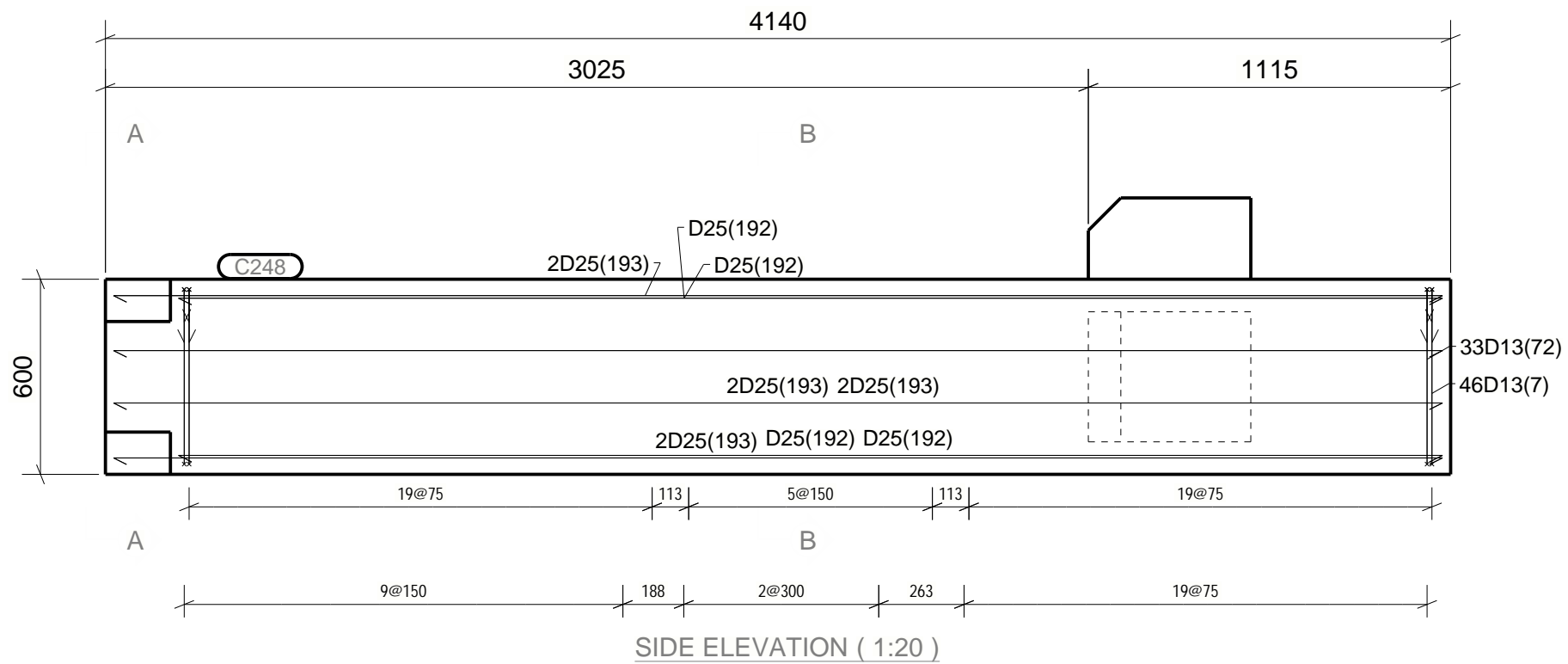
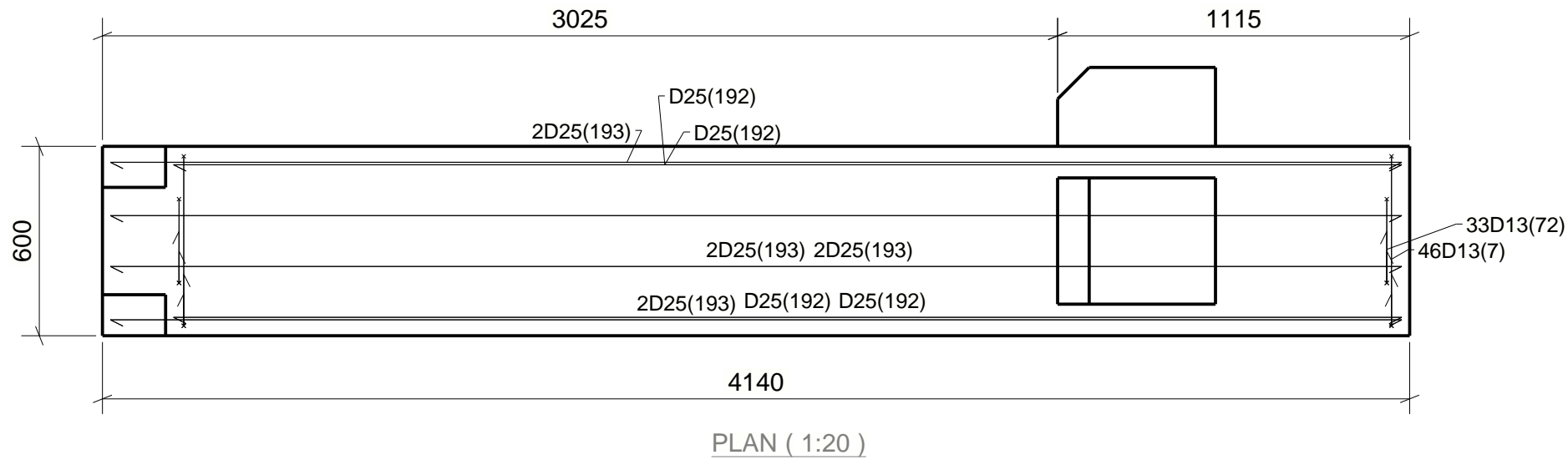
TITLE :  
Tekla Structures Project Name

PRECASTER :

BAR BENDING SCHEDULE						Shape Codes To BS8666: 2005 All Dimension Taken To The Outer Edge				
Bar Mark	Type	Size	Nos	L	Shape Code	Dimensions				Bending Radius
						A	B	C	D	
7	D	13	46	2450	99					0
72	D	13	33	1910	99					0
192	D	25	4	3890	00	3890				0
193	D	25	8	4090	00	4090				0

MODELLED BY	MODEL NAME	Gedung Kanto***
APPROVED BY	PROJECT ENGINEER	
ISSUE DATE	DESIGN ENGINEER	
PROJECT NUMBER	DRAWING NUMBER	C185
TS1000	REV.	





Element Quantity	1
Element Weight (ton)	4.22
Concrete Volume (m3)	1.57
Concrete Grade	C35
Reinf. Bar 6-13 (kg)	183.8
Reinf. Bar 16-40 (kg)	186.1
Reinforcement (kg)	369.9
Reinforcement (kg/m3)	235.2
Strand (kg)	0.0
Mesh (kg)	0.0

BAR BENDING SCHEDULE						Shape Codes To BS8666: 2005 All Dimension Taken To The Outer Edge				
Bar Mark	Type	Size	Nos	L	Shape Code	Dimensions				
						A	B	C	D	Bending Radius
7	D	13	46	2450	99					
72	D	13	33	1910	99					
192	D	25	4	3890	00	3890				
193	D	25	8	4090	00	4090				

REV. DATE BY DESCRIPTION

PROJECT TITLE :

OWNER :

ARCHITECT :

CONSULTANT :

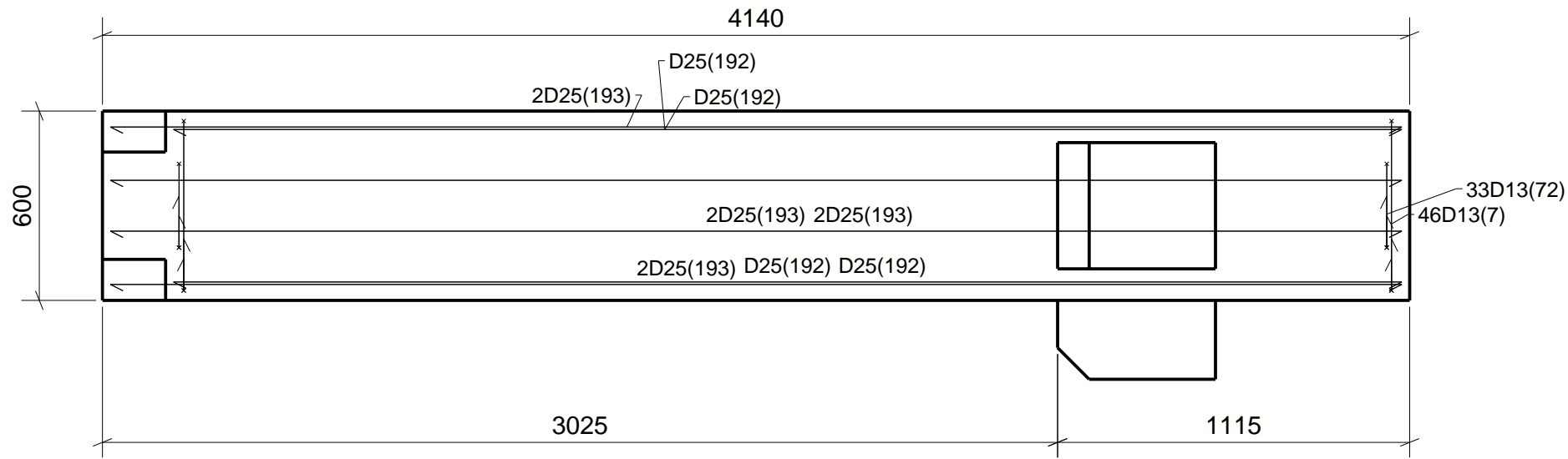
MAIN CONTRACTOR :

PROJECT :

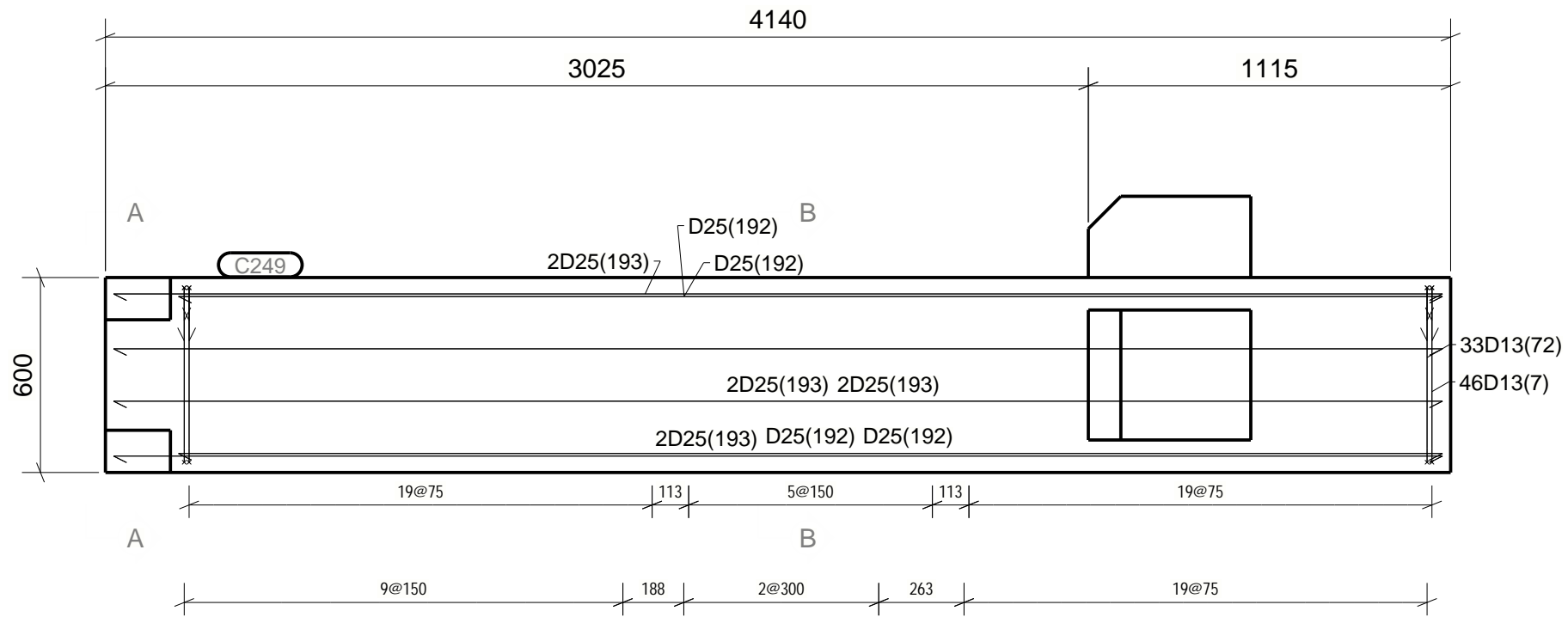
TITLE :  
Tekla Structures Project Name

PRECASTER :

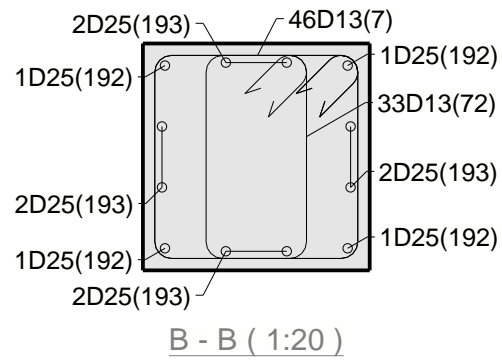
MODELLED BY	MODEL NAME	Gedung Kanto***
SCALE	1:25 1:20	APPROVED BY
ISSUE DATE		PROJECT ENGINEER
PROJECT NUMBER	TS1000	DESIGN ENGINEER
		DRAWING NUMBER
		C.248
		REV.



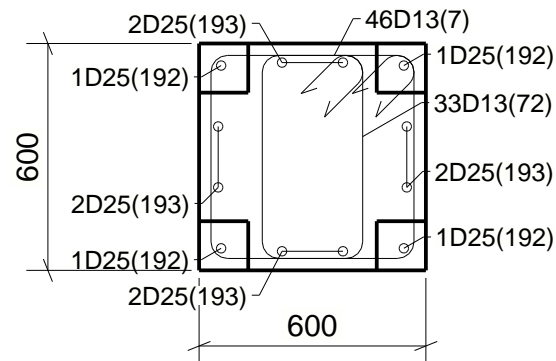
PLAN ( 1:20 )



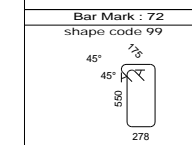
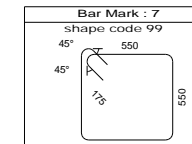
SIDE ELEVATION ( 1:20 )



B - B ( 1:20 )



A - A ( 1:20 )



Element Quantity	1
Element Weight (ton)	4.22
Concrete Volume (m3)	1.57
Concrete Grade	C35
Reinf. Bar 6-13 (kg)	183.8
Reinf. Bar 16-40 (kg)	186.1
Reinforcement (kg)	369.9
Reinforcement (kg/m3)	235.2
Strand (kg)	0.0
Mesh (kg)	0.0

BAR BENDING SCHEDULE						Shape Codes To BS8666: 2005 All Dimension Taken To The Outer Edge				
Bar Mark	Type	Size	Nos	L	Shape Code	Dimensions				
						A	B	C	D	Bending Radius
7	D	13	46	2450	99					
72	D	13	33	1910	99					
192	D	25	4	3890	00	3890				
193	D	25	8	4090	00	4090				

REV. DATE BY DESCRIPTION

PROJECT TITLE :

OWNER :

ARCHITECT :

CONSULTANT :

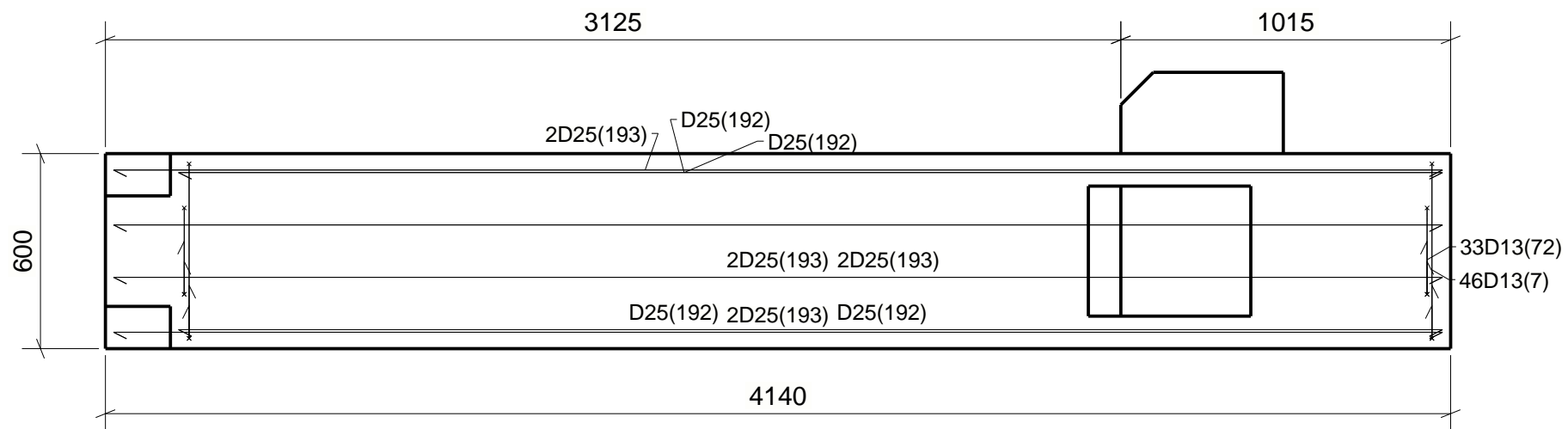
MAIN CONTRACTOR :

PROJECT :

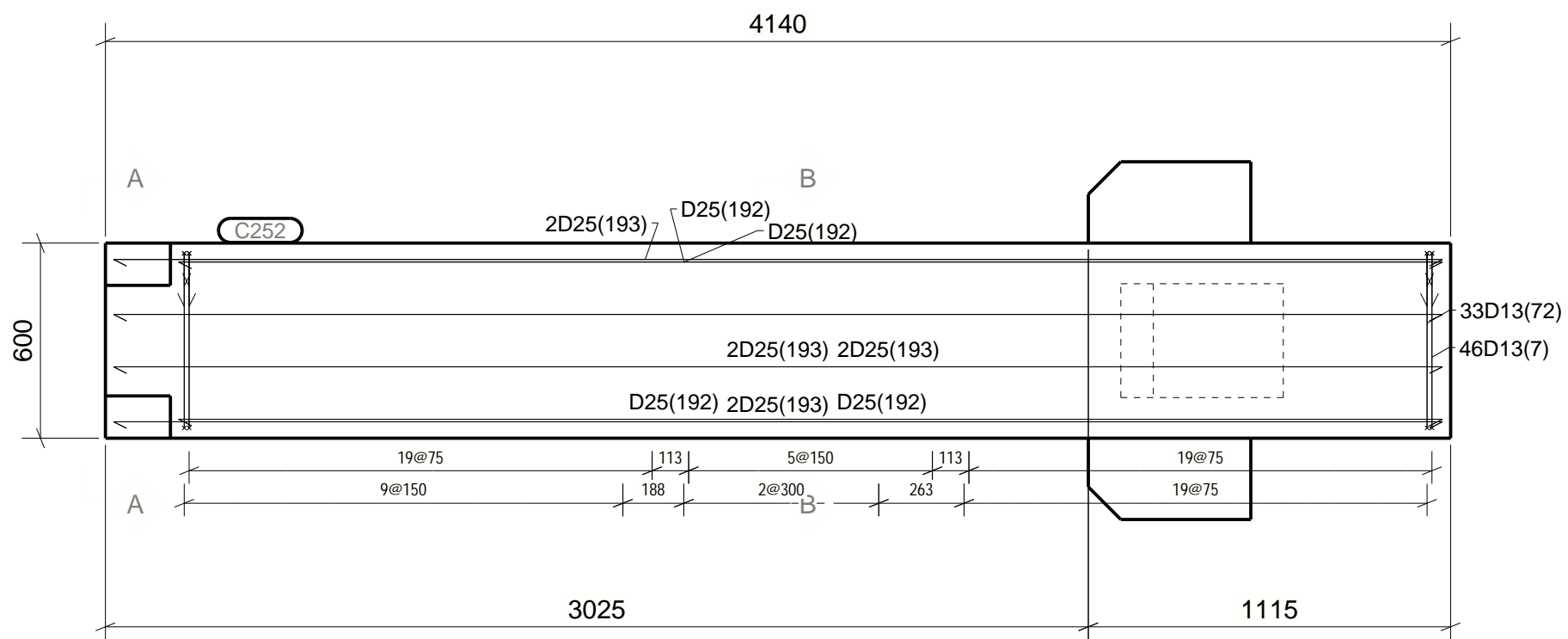
TITLE :  
Tekla Structures Project Name

PRECASTER :

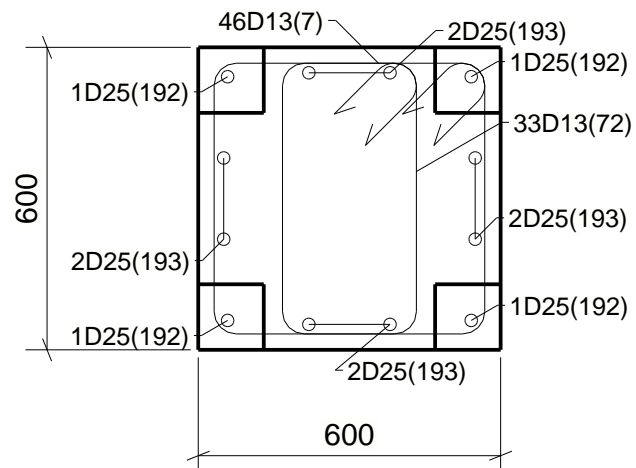
MODELLED BY	MODEL NAME	Gedung Kanto***
SCALE	1:20	APPROVED BY
ISSUE DATE		PROJECT ENGINEER
PROJECT NUMBER	TS1000	DESIGN ENGINEER
		DRAWING NUMBER
		C.249
		REV.



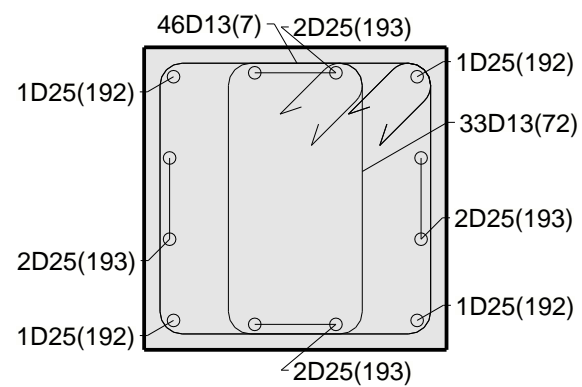
PLAN ( 1:20 )



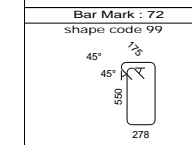
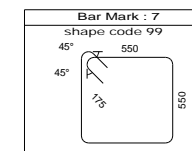
SIDE ELEVATION ( 1:20 )



A - A ( 1:15 )



B - B ( 1:15 )



Element Quantity	1
Element Weight (ton)	4.32
Concrete Volume (m3)	1.61
Concrete Grade	C35
Reinf. Bar 6-13 (kg)	183.8
Reinf. Bar 16-40 (kg)	186.1
Reinforcement (kg)	369.9
Reinforcement (kgm3)	229.0
Strand (kg)	0.0
Mesh (kg)	0.0

BAR BENDING SCHEDULE					Shape Codes To BS8666: 2005 All Dimension Taken To The Outer Edge						
Bar Mark	Type	Size	Nos	L	Shape Code	Dimensions					Bending Radius
						A	B	C	D	SR	
7	D	13	46	2450	99						0
72	D	13	33	1910	99						0
192	D	25	4	3890	00	3890					0
193	D	25	8	4090	00	4090					0

REV. DATE BY DESCRIPTION

PROJECT TITLE :

OWNER :

ARCHITECT :

CONSULTANT :

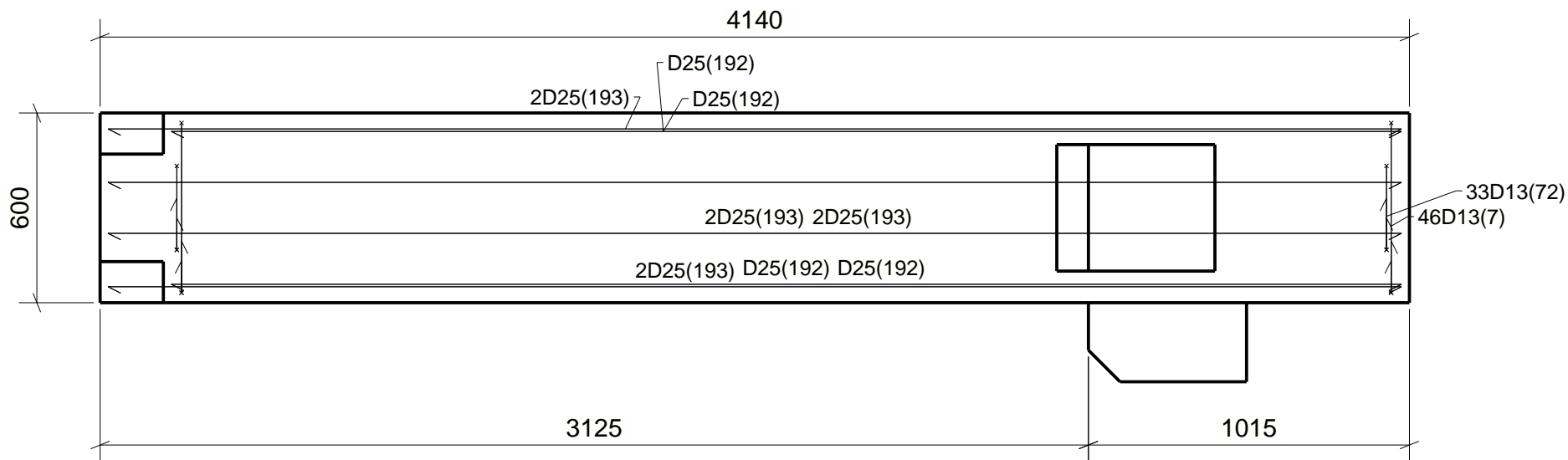
MAIN CONTRACTOR :

PROJECT :

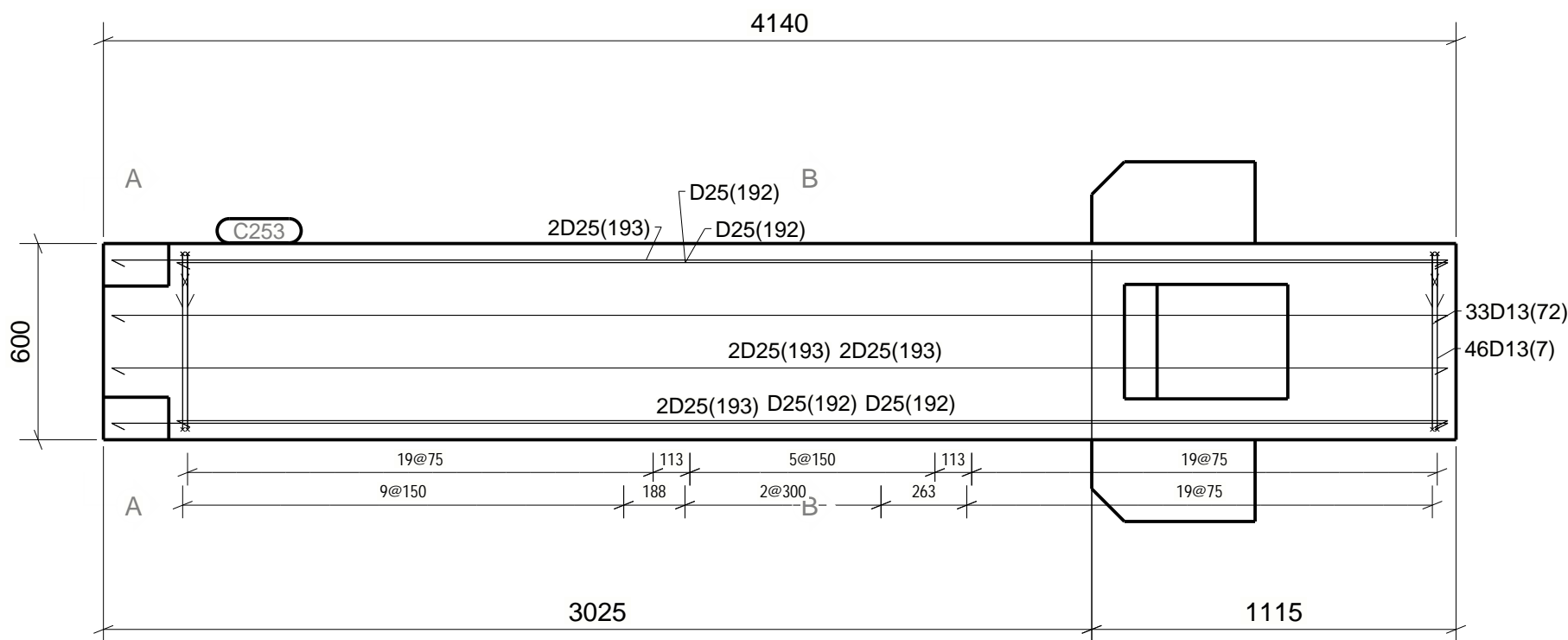
TITLE :  
Tekla Structures Project Name

PRECASTER :

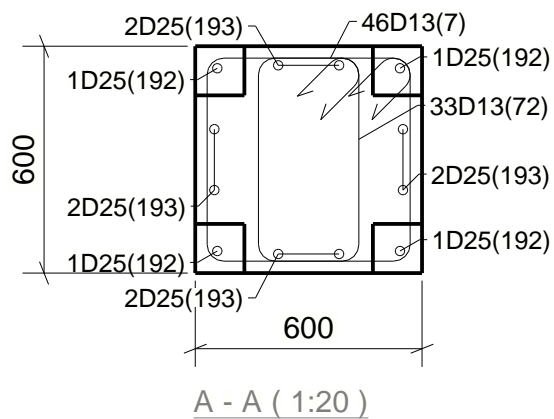
MODELLED BY	MODEL NAME	Gedung Kanto***
APPROVED BY	PROJECT ENGINEER	
ISSUE DATE	DESIGN ENGINEER	
PROJECT NUMBER	DRAWING NUMBER	TS1000 C252
	REV.	



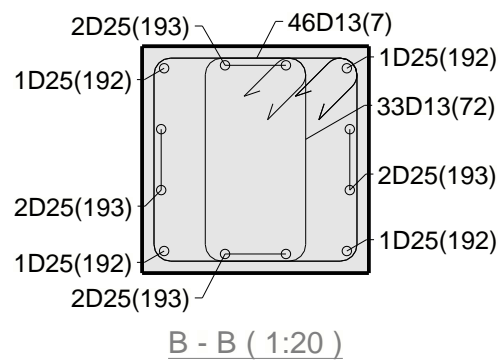
PLAN ( 1:20 )



SIDE ELEVATION ( 1:20 )



A - A ( 1:20 )



B - B ( 1:20 )

REV.	DATE	BY	DESCRIPTION
------	------	----	-------------

PROJECT TITLE :

OWNER :

ARCHITECT :

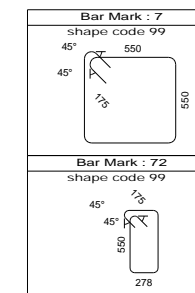
CONSULTANT :

MAIN CONTRACTOR :

PROJECT :

TITLE :  
Tekla Structures Project Name

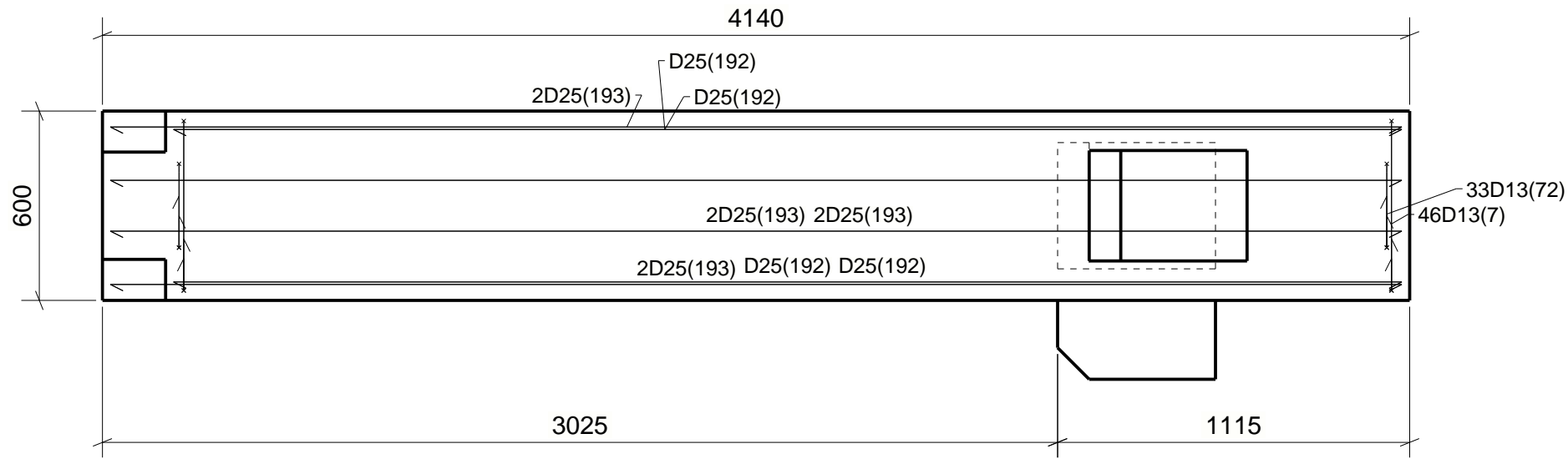
PRECASTER :



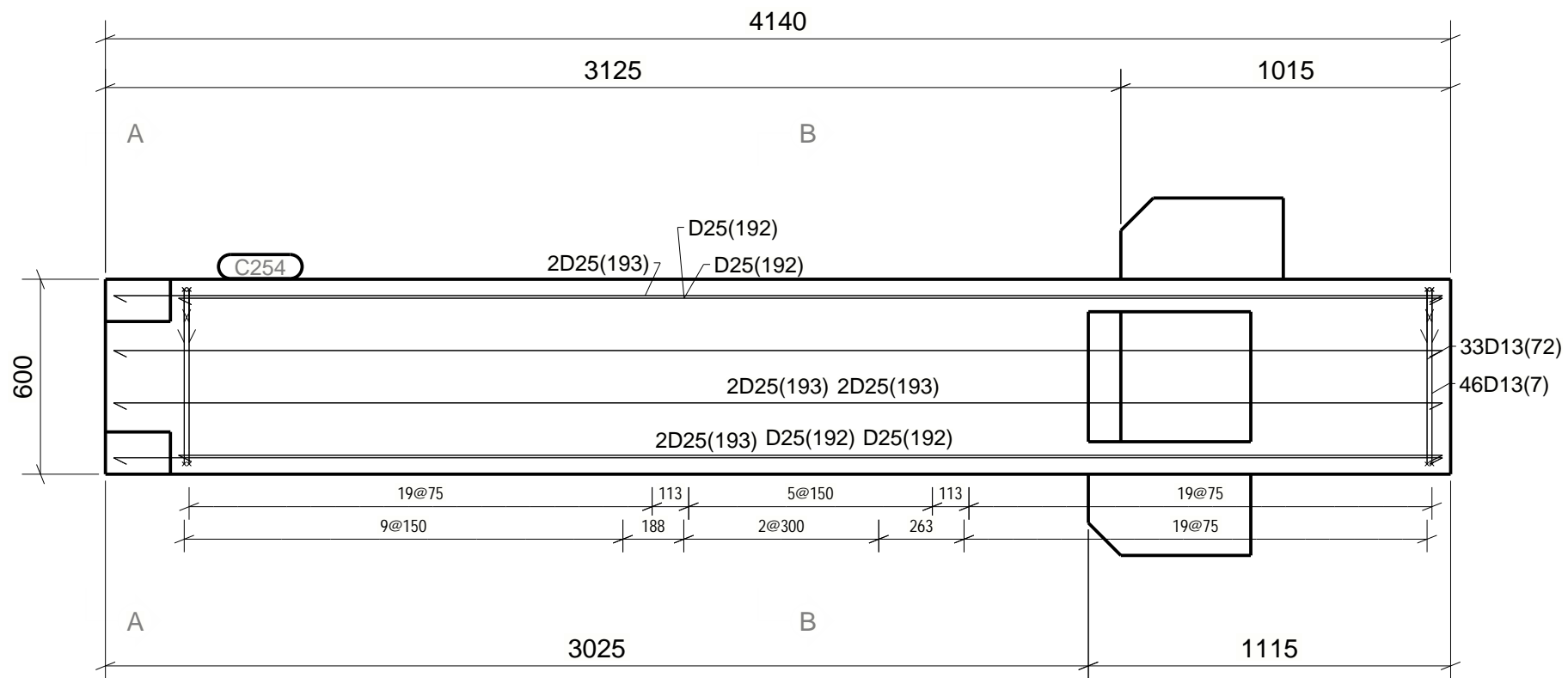
Element Quantity	1
Element Weight (ton)	4.32
Concrete Volume (m3)	1.61
Concrete Grade	C35
Reinf. Bar 6-13 (kg)	183.8
Reinf. Bar 16-40 (kg)	186.1
Reinforcement (kg)	369.9
Reinforcement (kgm3)	229.0
Strand (kg)	0.0
Mesh (kg)	0.0

BAR BENDING SCHEDULE						Shape Codes To BS8666: 2005 All Dimension Taken To The Outer Edge						
Bar Mark	Type	Size	Nos	L	Shape Code	Dimensions					Bending Radius	
						A	B	C	d	sr		
7	D	13	46	2450	99						0	
72	D	13	33	1910	99						0	
192	D	25	4	3890	00	3890					0	
193	D	25	8	4090	00	4090					0	

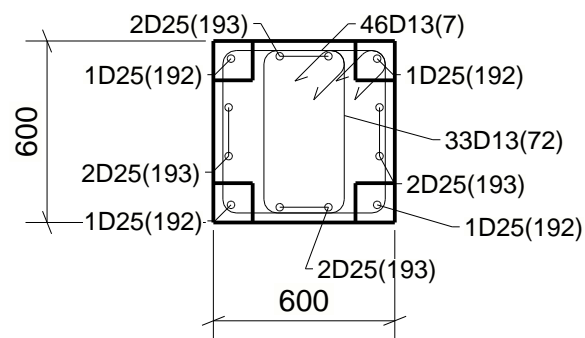
MODELLED BY	MODEL NAME	Gedung Kanto***
APPROVED BY	SCALE	1:20
PROJECT ENGINEER	ISSUE DATE	
DESIGN ENGINEER	PROJECT NUMBER	TS1000
DRAWING NUMBER		C253
REV.		



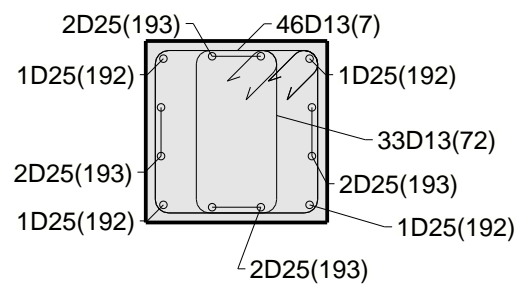
PLAN ( 1:20 )



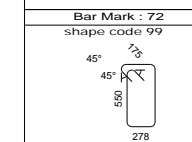
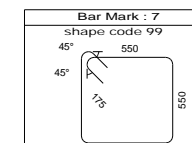
SIDE ELEVATION ( 1:20 )



A - A ( 1:25 )



B - B ( 1:25 )



Element Quantity	1
Element Weight (ton)	4.32
Concrete Volume (m3)	1.61
Concrete Grade	C35
Reinf. Bar 6-13 (kg)	183.8
Reinf. Bar 16-40 (kg)	186.1
Reinforcement (kg)	369.9
Reinforcement (kgm3)	229.0
Strand (kg)	0.0
Mesh (kg)	0.0

BAR BENDING SCHEDULE						Shape Codes To BS8666: 2005 All Dimension Taken To The Outer Edge				
Bar Mark	Type	Size	Nos	L	Shape Code	Dimensions				
						A	B	C	D	Bending Radius
7	D	13	46	2450	99					
72	D	13	33	1910	99					
192	D	25	4	3890	00	3890				
193	D	25	8	4090	00	4090				

REV. DATE BY DESCRIPTION

PROJECT TITLE :

OWNER :

ARCHITECT :

CONSULTANT :

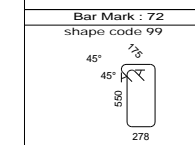
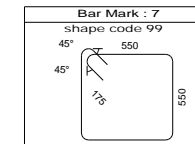
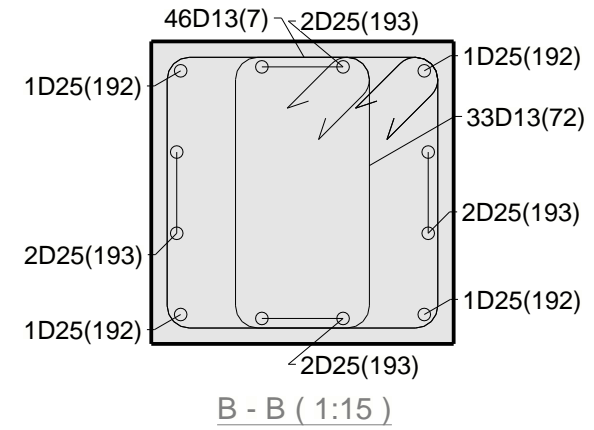
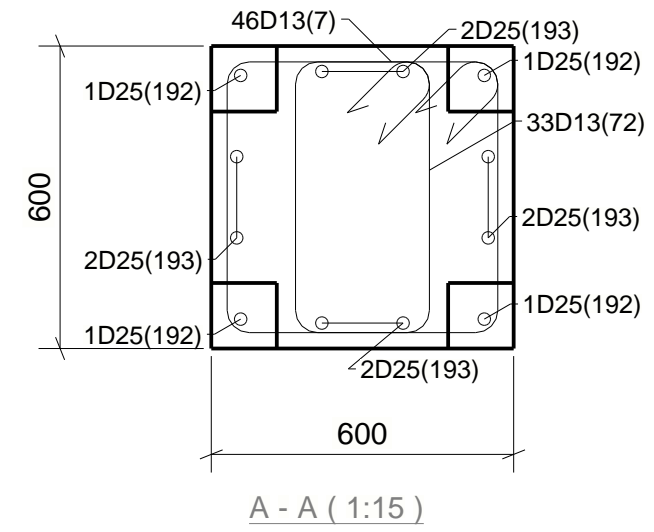
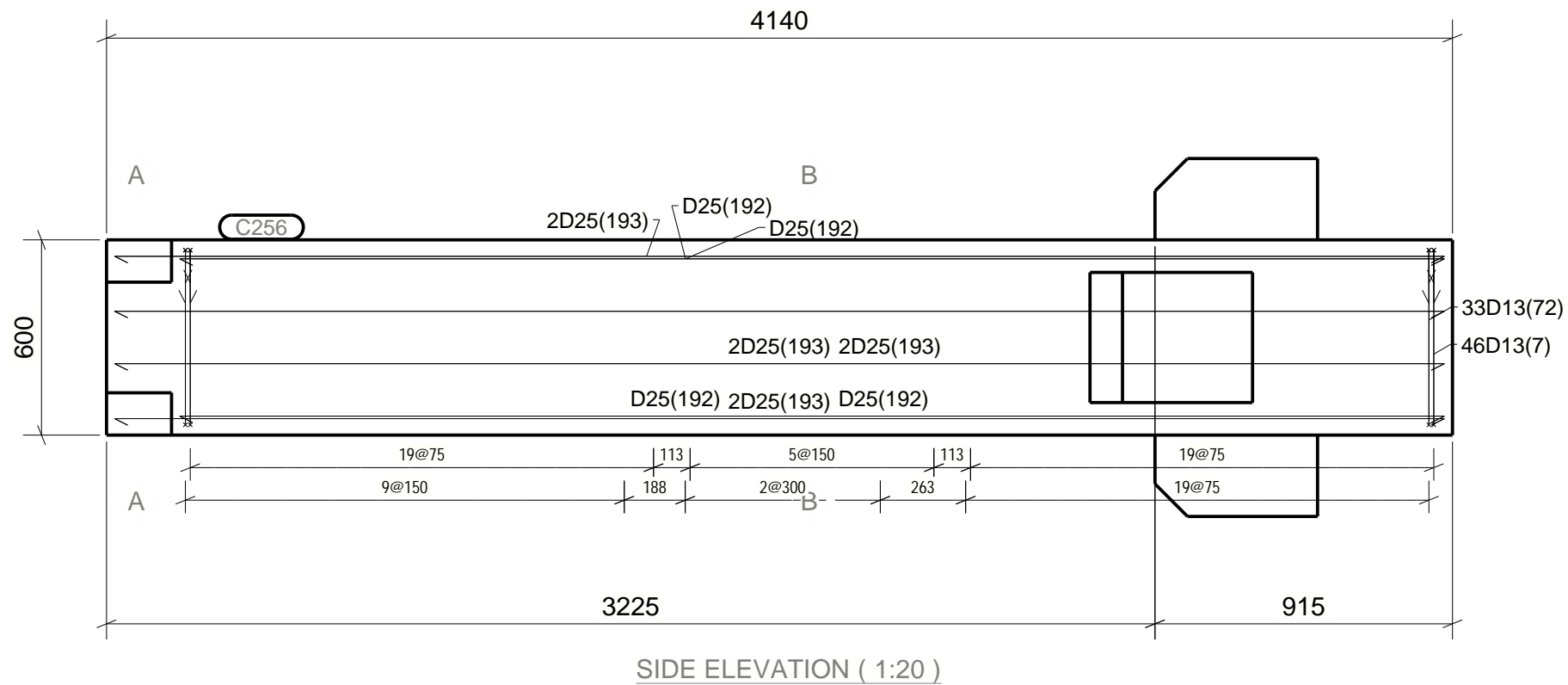

MAIN CONTRACTOR :

PROJECT :

TITLE :  
Tekla Structures Project Name

PRECASTER :

MODELLED BY	MODEL NAME	Gedung Kanto***
APPROVED BY	PROJECT ENGINEER	
ISSUE DATE	DESIGN ENGINEER	
PROJECT NUMBER	DRAWING NUMBER	REV.
TS1000	C.254	



Element Quantity	2
Element Weight (ton)	4.40
Concrete Volume (m3)	1.64
Concrete Grade	C35
Reinf. Bar 6-13 (kg)	183.8
Reinf. Bar 16-40 (kg)	186.1
Reinforcement (kg)	369.9
Reinforcement (kgm3)	224.9
Strand (kg)	0.0
Mesh (kg)	0.0

BAR BENDING SCHEDULE											
Bar Mark	Type	Size	Nos	L	Shape Code	Shape Codes To BS8666: 2005 All Dimension Taken To The Outer Edge					
						Dimensions			Bending Radius		
						A	B	C	D	E	R
7	D	13	46	2450	99						
72	D	13	33	1910	99						
192	D	25	4	3890	00	3890					
193	D	25	8	4090	00	4090					

REV.	DATE	BY	DESCRIPTION

PROJECT TITLE :

OWNER :

ARCHITECT :

CONSULTANT :

MAIN CONTRACTOR :

PROJECT :

TITLE :  
Tekla Structures Project Name

PRECASTER :

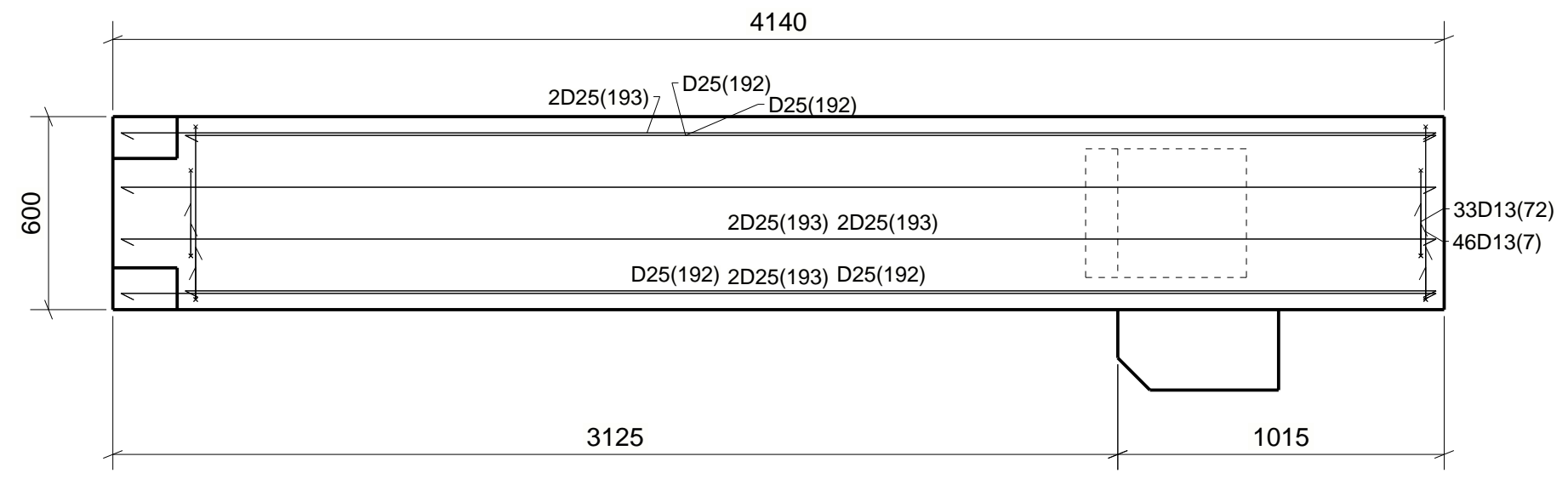
MODELLED BY: Gedung Kanto\*\*\*

APPROVED BY:

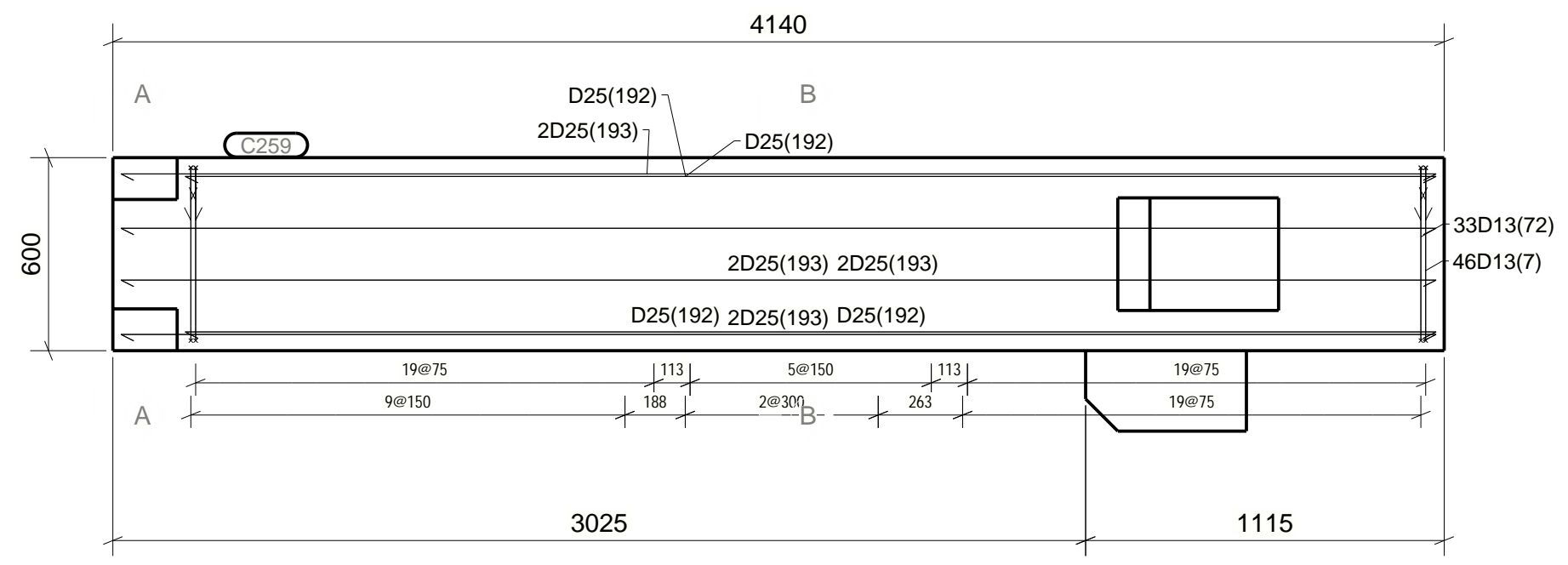
SCALE: 1:20 1:15 PROJECT ENGINEER

ISSUE DATE DESIGN ENGINEER

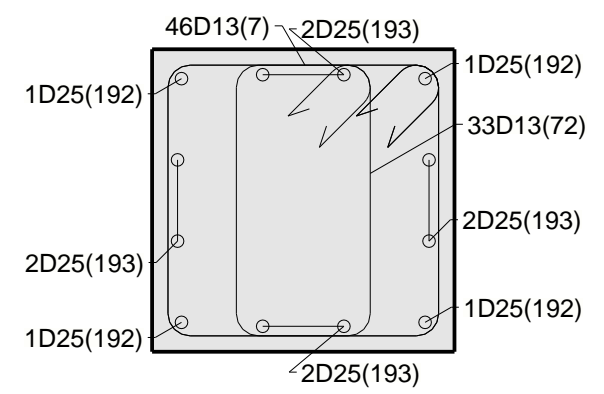
PROJECT NUMBER: TS1000 DRAWING NUMBER: C256 REV.



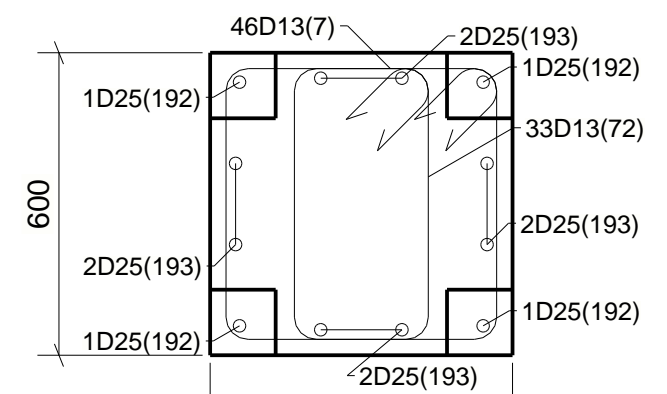
PLAN ( 1:20 )



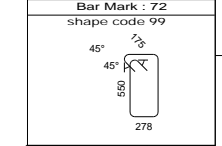
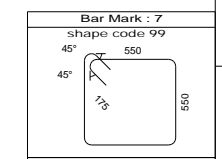
SIDE ELEVATION ( 1:20 )



B - B ( 1:15 )



A - A ( 1:15 )



Element Quantity	1
Element Weight (ton)	4.20
Concrete Volume (m3)	1.57
Concrete Grade	C35
Reinf. Bar 6-13 (kg)	183.8
Reinf. Bar 16-40 (kg)	186.1
Reinforcement (kg)	369.9
Reinforcement (kgm3)	236.1
Strand (kg)	0.0
Mesh (kg)	0.0

BAR BENDING SCHEDULE							Shape Codes To BS8666: 2005 All Dimension Taken To The Outer Edge							
Bar Mark	Type	Size	Nos	L	Shape Code	Dimensions	Dimensions			Bending Radius				
						A	B	C	D	E	R			
7	D	13	46	2450	99						0			
72	D	13	33	1910	99						0			
192	D	25	4	3890	00	3890					0			
193	D	25	8	4090	00	4090					0			

REV.	DATE	BY	DESCRIPTION

PROJECT TITLE :

OWNER :

ARCHITECT :

CONSULTANT :

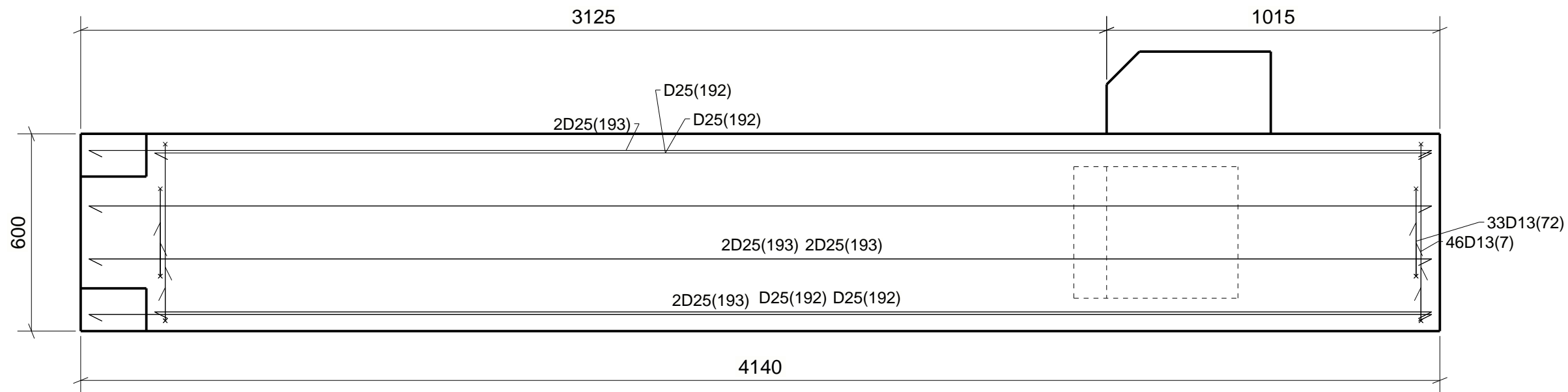
MAIN CONTRACTOR :

PROJECT :

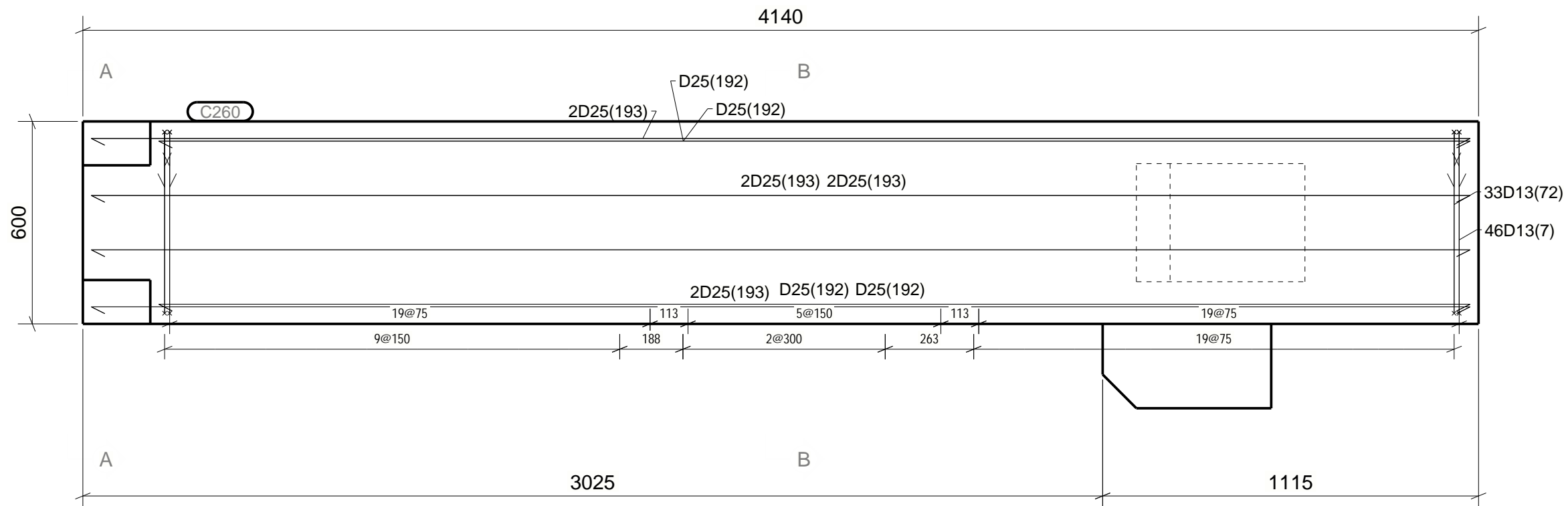
TITLE :  
Tekla Structures Project Name

PRECASTER :

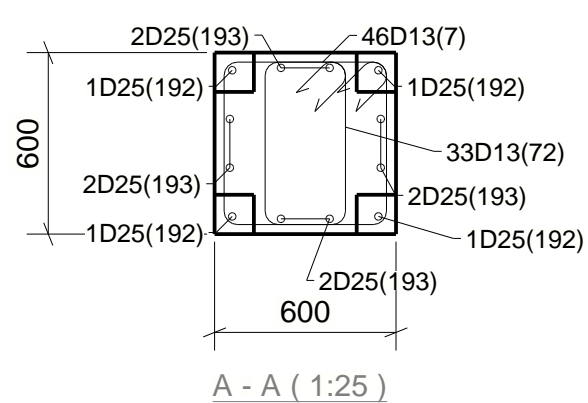
MODELLED BY	MODEL NAME	Gedung Kanto***
BY	APPROVED BY	
SCALE 1:20 1:15		
ISSUE DATE	PROJECT ENGINEER	
PROJECT NUMBER	DESIGN ENGINEER	
TS1000	DRAWING NUMBER	C259
	REV.	



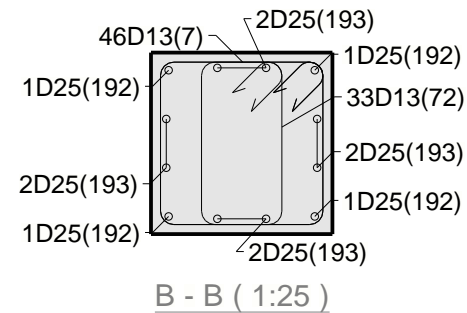
PLAN ( 1:15 )



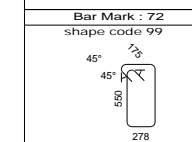
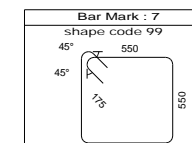
SIDE ELEVATION ( 1:15 )



A - A ( 1:25 )



B - B ( 1:25 )



Element Quantity	1
Element Weight (ton)	4.20
Concrete Volume (m3)	1.57
Concrete Grade	C35
Reinf. Bar 6-13 (kg)	183.8
Reinf. Bar 16-40 (kg)	186.1
Reinforcement (kg)	369.9
Reinforcement (kgm3)	236.1
Strand (kg)	0.0
Mesh (kg)	0.0

BAR BENDING SCHEDULE						Shape Codes To BS8666: 2005 All Dimension Taken To The Outer Edge				
Bar Mark	Type	Size	Nos	L	Shape Code	Dimensions				
						A	B	C	D	Bending Radius
7	D	13	46	2450	99					
72	D	13	33	1910	99					
192	D	25	4	3890	00	3890				
193	D	25	8	4090	00	4090				

REV. DATE BY DESCRIPTION

PROJECT TITLE :

OWNER :

ARCHITECT :

CONSULTANT :

MAIN CONTRACTOR :

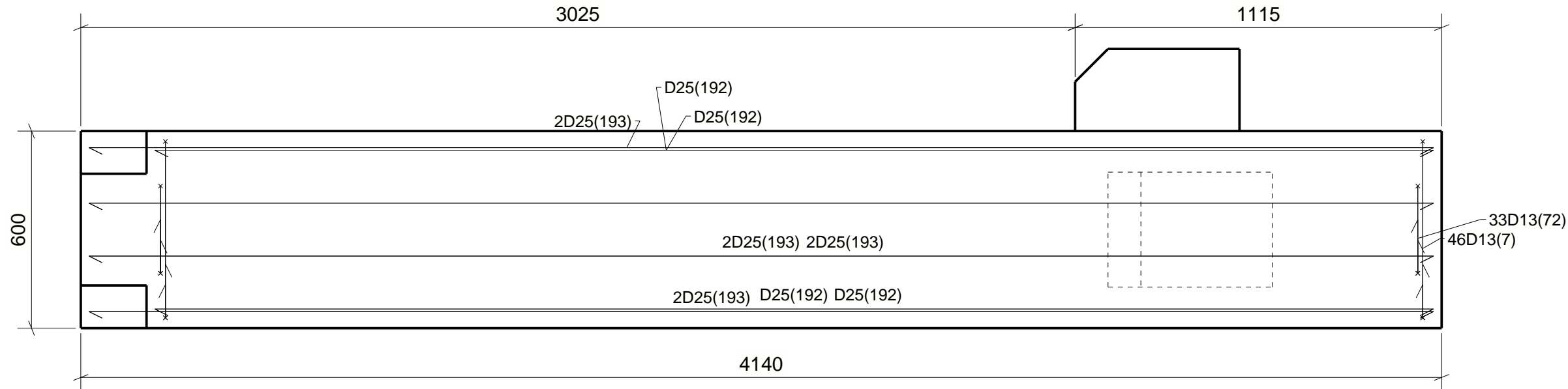
PROJECT :

TITLE :  
Tekla Structures Project Name

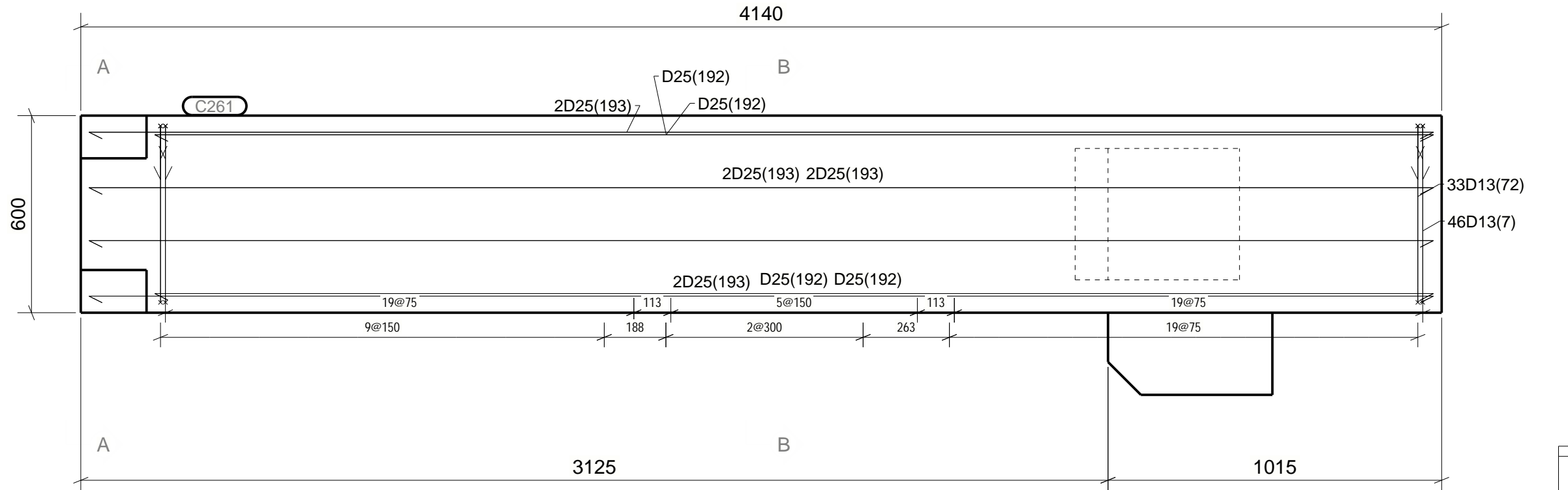
PRECASTER :

MODELLED BY	MODEL NAME	Gedung Kanto***
SCALE	1:15 1:25	APPROVED BY
ISSUE DATE		PROJECT ENGINEER
PROJECT NUMBER	TS1000	DESIGN ENGINEER
		DRAWING NUMBER
		C260
		REV.

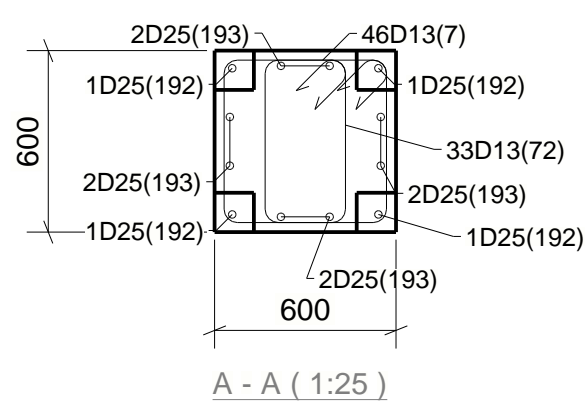




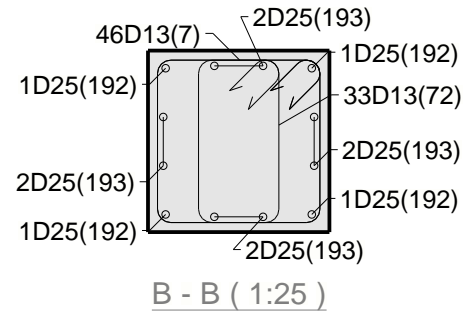
PLAN ( 1:15 )



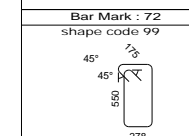
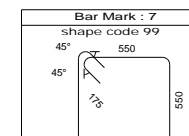
SIDE ELEVATION ( 1:15 )



A - A ( 1:25 )



B - B ( 1:25 )



Element Quantity	1
Element Weight (ton)	4.20
Concrete Volume (m3)	1.57
Concrete Grade	C35
Reinf. Bar 6-13 (kg)	183.8
Reinf. Bar 16-40 (kg)	186.1
Reinforcement (kg)	369.9
Reinforcement (kg/m3)	236.1
Strand (kg)	0.0
Mesh (kg)	0.0

BAR BENDING SCHEDULE					Shape Codes To BS8666: 2005 All Dimension Taken To The Outer Edge					
Bar Mark	Type	Size	Nos	L	Shape Code	Dimensions				
						A	B	C	Bending Radius	
7	D	13	46	2450	99					
72	D	13	33	1910	99					
192	D	25	4	3890	00	3890				
193	D	25	8	4090	00	4090				

REV.	DATE	BY	DESCRIPTION

PROJECT TITLE :

OWNER :

ARCHITECT :

CONSULTANT :

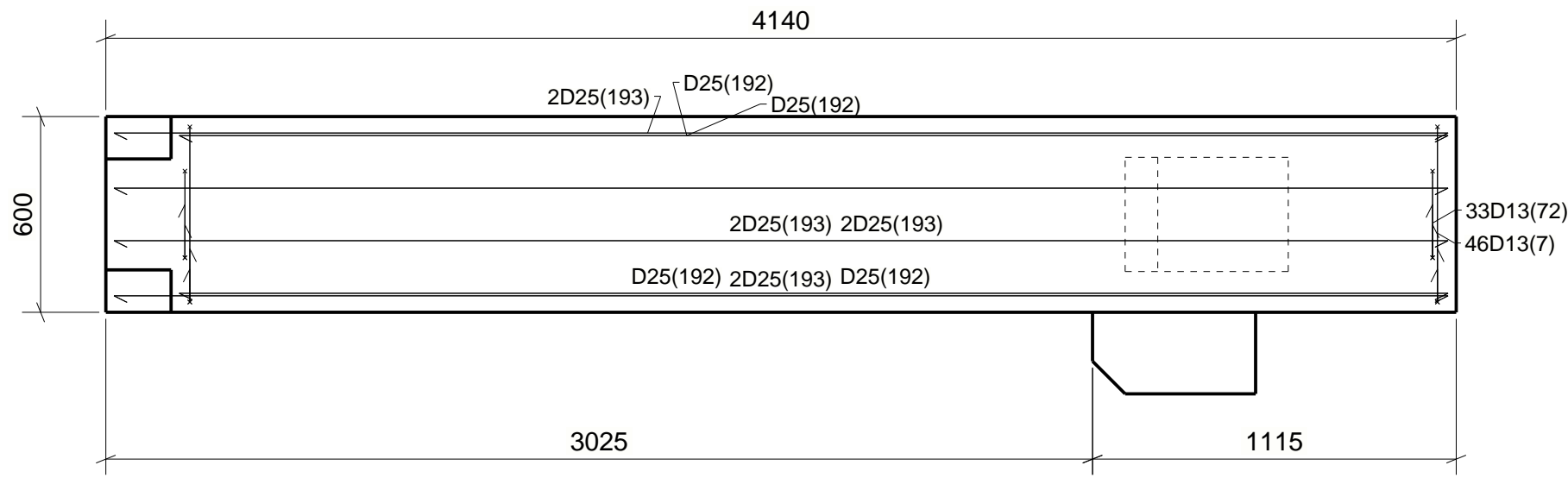
MAIN CONTRACTOR :

PROJECT :

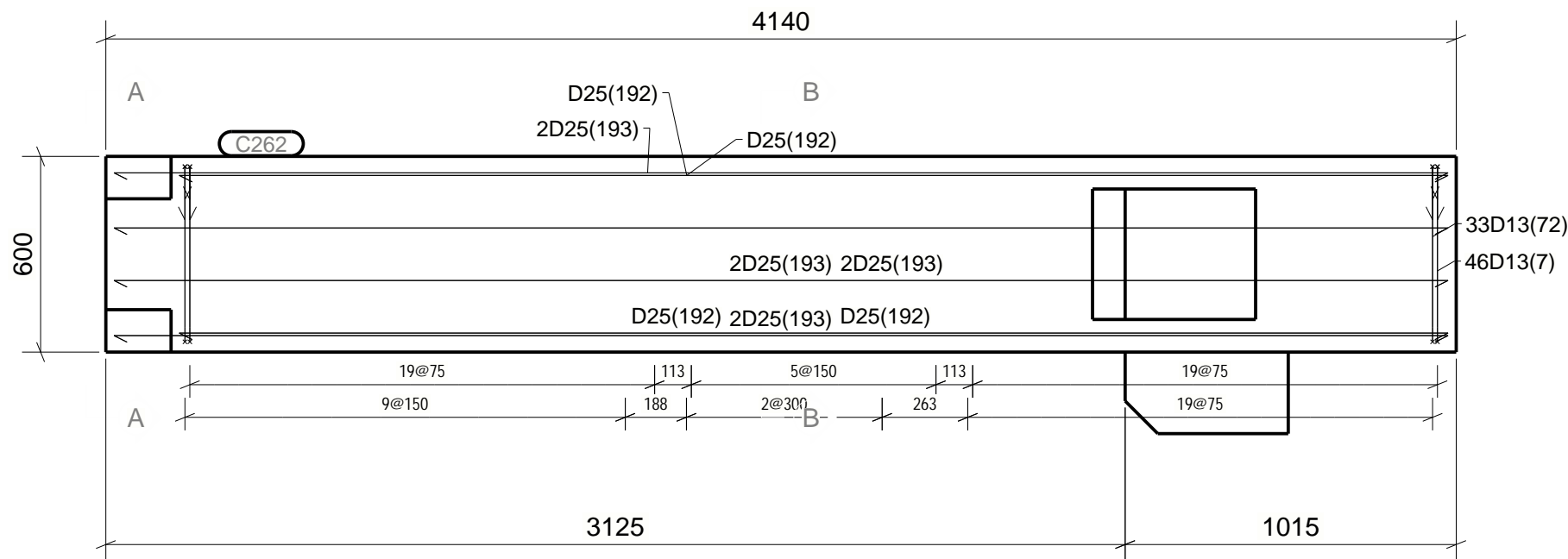
TITLE :  
Tekla Structures Project Name

PRECASTER :

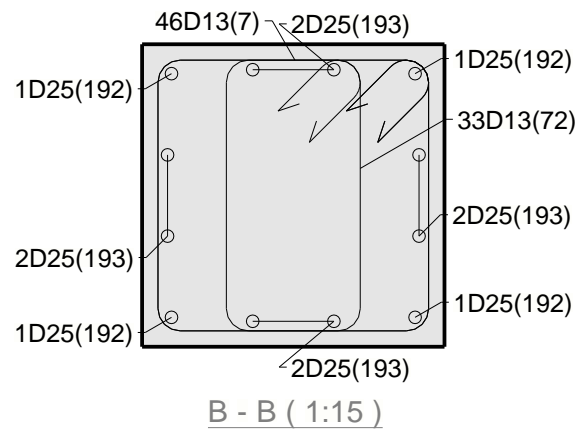
MODELLED BY	MODEL NAME	Gedung Kanto***
SCALE	1:15 1:25	APPROVED BY
ISSUE DATE	PROJECT ENGINEER	DESIGN ENGINEER
PROJECT NUMBER	TS1000	DRAWING NUMBER
	C261	REV.



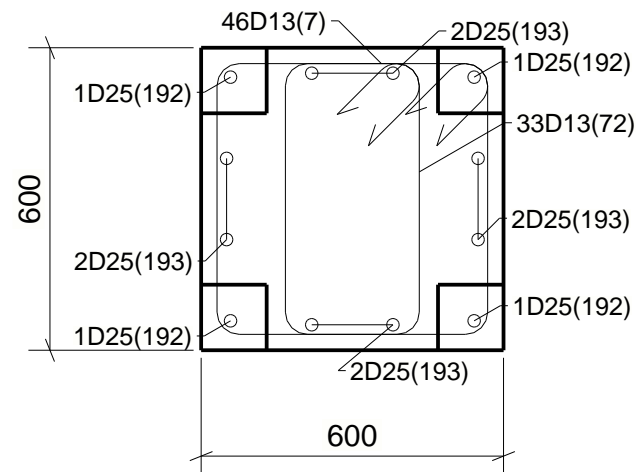
PLAN ( 1:20 )



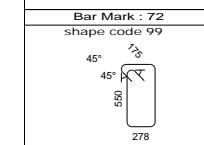
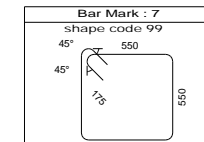
SIDE ELEVATION ( 1:20 )



B - B ( 1:15 )



A - A ( 1:15 )



Element Quantity	1
Element Weight (ton)	4.20
Concrete Volume (m <sup>3</sup> )	1.57
Concrete Grade	C35
Reinf. Bar 6-13 (kg)	183.8
Reinf. Bar 16-40 (kg)	186.1
Reinforcement (kg)	369.9
Reinforcement (kg/m <sup>3</sup> )	236.1
Strand (kg)	0.0
Mesh (kg)	0.0

BAR BENDING SCHEDULE							Shape Codes To BS8666: 2005 All Dimension Taken To The Outer Edge				
Bar Mark	Type	Size	Nos	L	Shape Code	Dimensions					
						A	B	C	D	Bending Radius	
7	D	13	46	2450	99				0	0	
72	D	13	33	1910	99				0	0	
192	D	25	4	3890	00	3890				0	
193	D	25	8	4090	00	4090				0	

REV.	DATE	BY	DESCRIPTION
------	------	----	-------------

PROJECT TITLE :

OWNER :

ARCHITECT :

CONSULTANT :

MAIN CONTRACTOR :

PROJECT :

TITLE :  
Tekla Structures Project Name

PRECASTER :

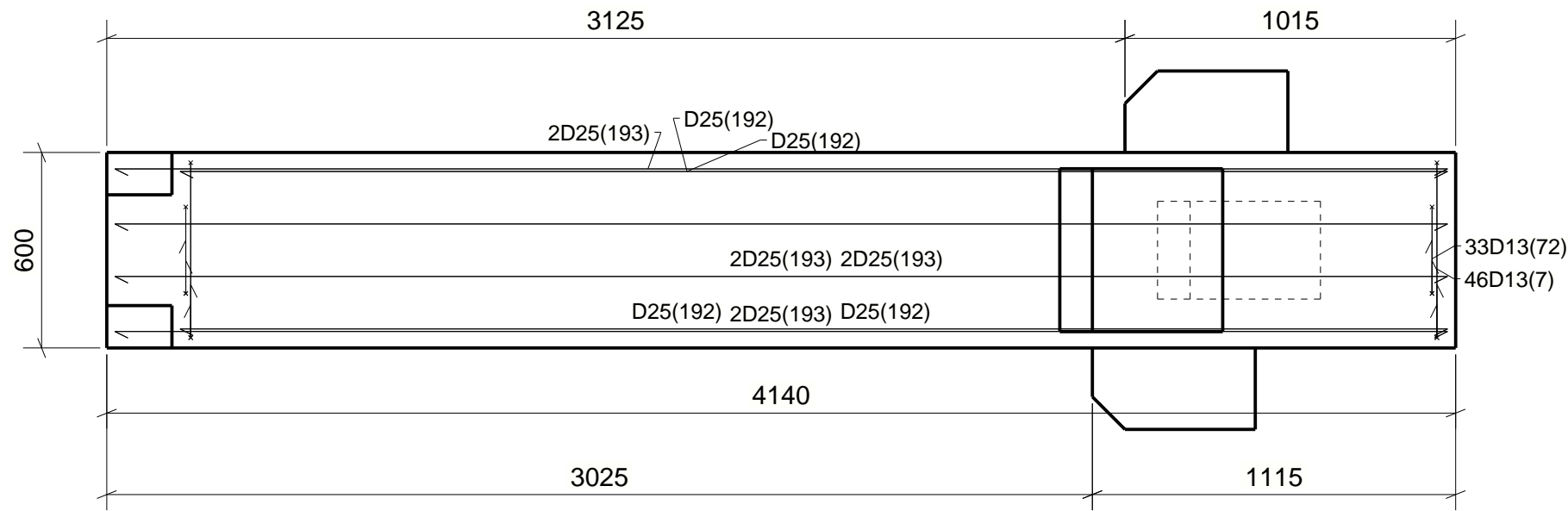
MODELLED BY

SCALE 1:20 1:15

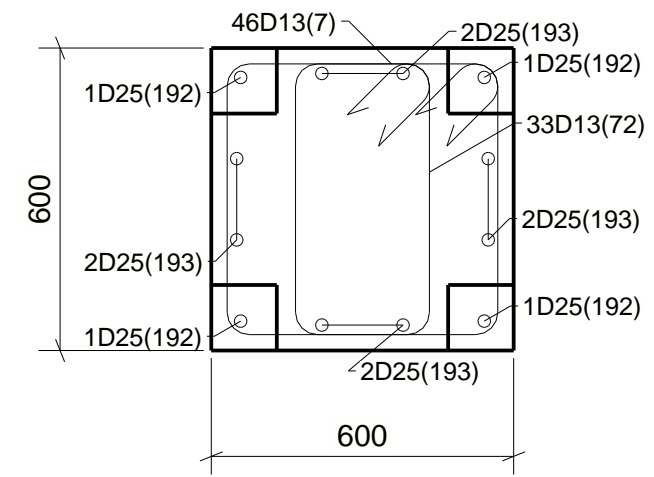
ISSUE DATE

PROJECT NUMBER TS1000

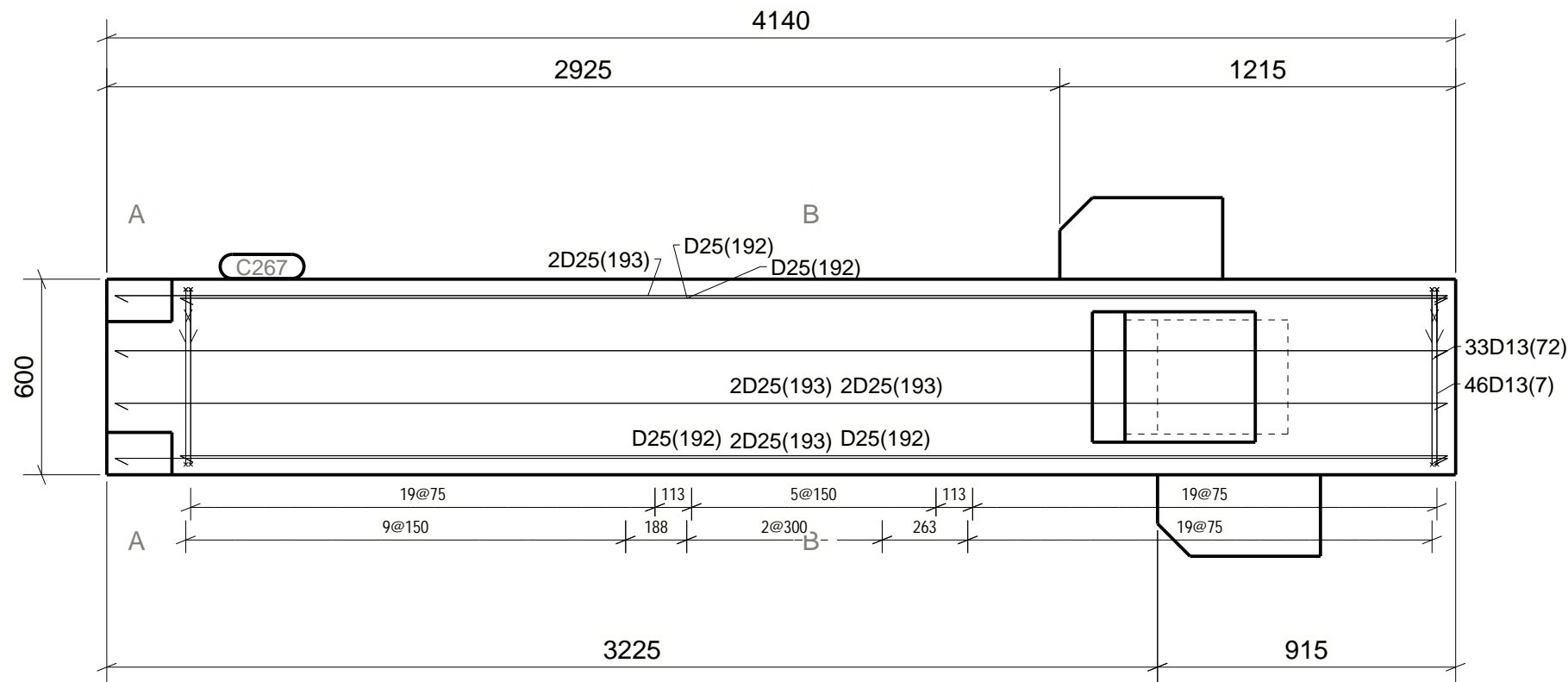
MODEL NAME Gedung Kanto\*\*\*  
APPROVED BY  
PROJECT ENGINEER  
DESIGN ENGINEER  
DRAWING NUMBER C262



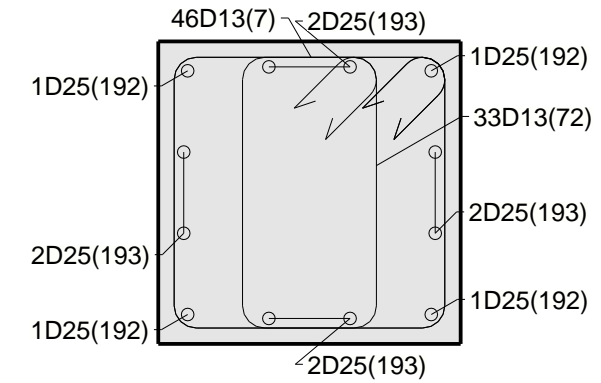
PLAN ( 1:20 )



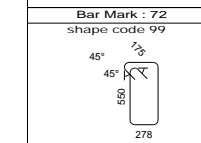
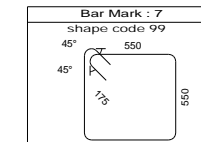
A - A ( 1:15 )



SIDE ELEVATION ( 1:20 )



B - B ( 1:15 )



Element Quantity	1
Element Weight (ton)	4.44
Concrete Volume (m3)	1.66
Concrete Grade	C35
Reinf. Bar 6-13 (kg)	183.8
Reinf. Bar 16-40 (kg)	186.1
Reinforcement (kg)	369.9
Reinforcement (kg/m3)	222.4
Strand (kg)	0.0
Mesh (kg)	0.0

BAR BENDING SCHEDULE		Shape Codes To BS8666: 2005 All Dimension Taken To The Outer Edge												
Bar Mark	Type	Size	Nos	L	Shape Code	Dimensions					Bending Radius			
						A	B	C	D	E	R1	R2		
7	D	13	46	2450	99									
72	D	13	33	1910	99									
192	D	25	4	3890	00	3890								
193	D	25	8	4090	00	4090								

REV. DATE BY DESCRIPTION

PROJECT TITLE :

OWNER :

ARCHITECT :

CONSULTANT :

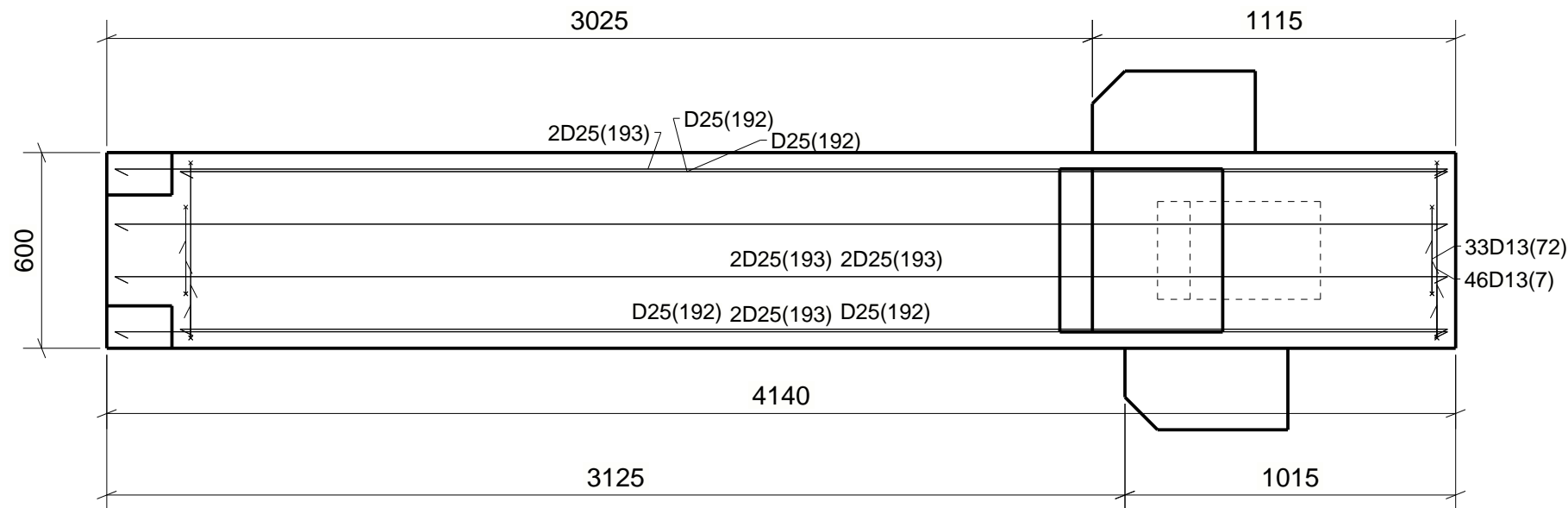
MAIN CONTRACTOR :

PROJECT :

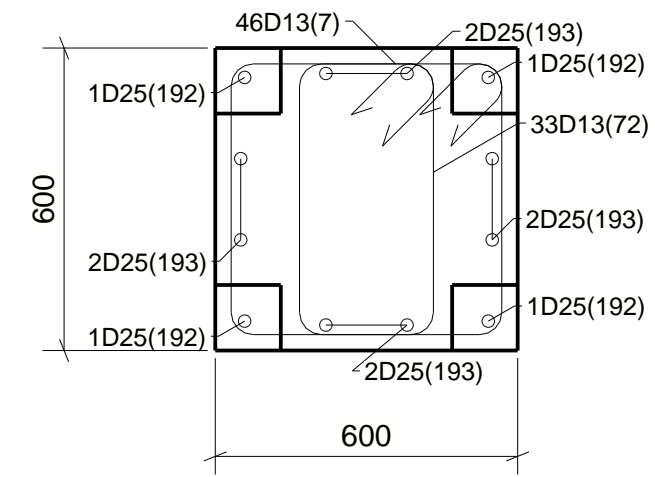
TITLE :  
Tekla Structures Project Name

PRECASTER :

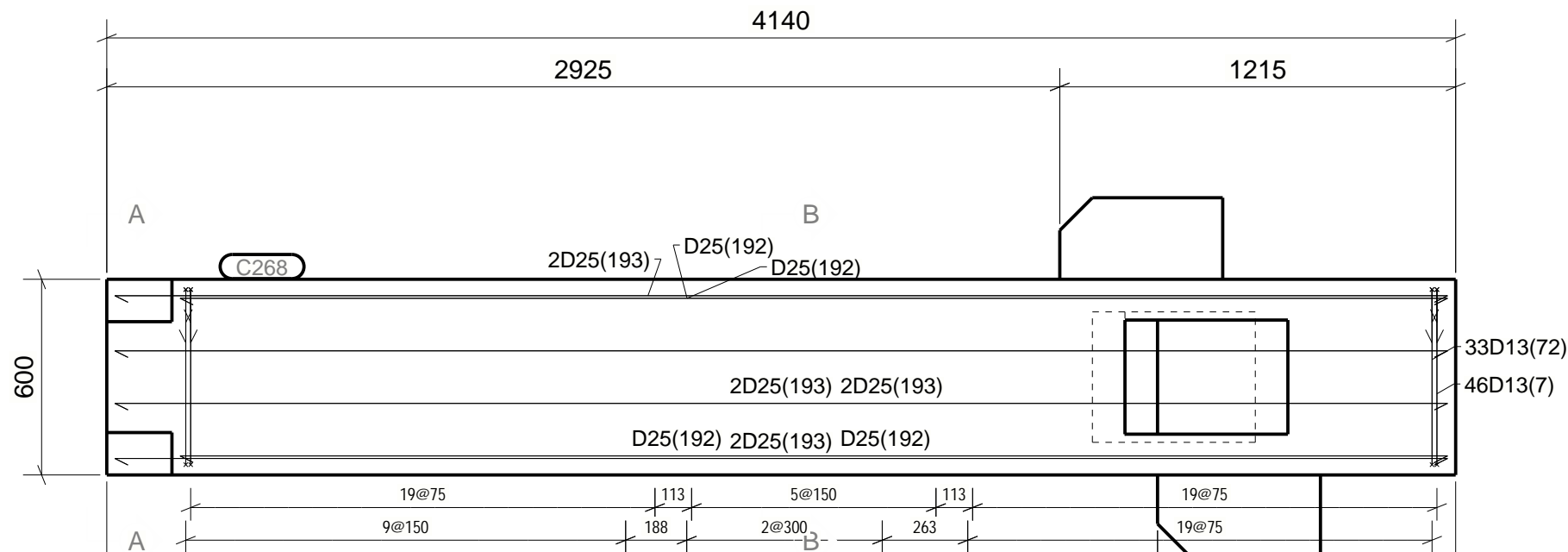
MODELLED BY	MODEL NAME	Gedung Kanto***
SCALE	1:20 1:15	APPROVED BY
ISSUE DATE		PROJECT ENGINEER
PROJECT NUMBER	TS1000	DESIGN ENGINEER
		DRAWING NUMBER
		C267
		REV.



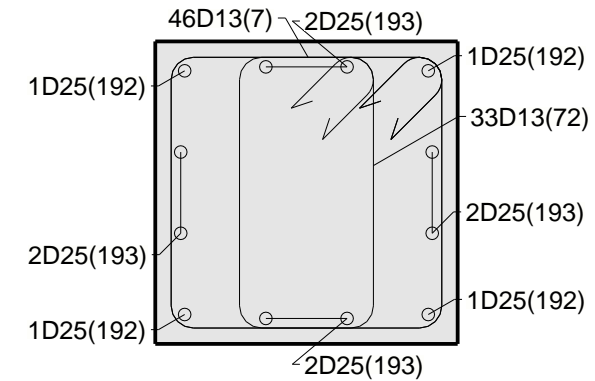
PLAN ( 1:20 )



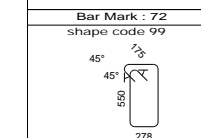
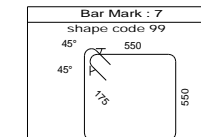
A - A ( 1:15 )



SIDE ELEVATION ( 1:20 )



B - B ( 1:15 )



Element Quantity	1
Element Weight (ton)	4.44
Concrete Volume (m3)	1.66
Concrete Grade	C35
Reinf. Bar 6-13 (kg)	183.8
Reinf. Bar 16-40 (kg)	186.1
Reinforcement (kg)	369.9
Reinforcement (kg/m3)	222.4
Strand (kg)	0.0
Mesh (kg)	0.0

BAR BENDING SCHEDULE					Shape Codes To BS8666: 2005 All Dimension Taken To The Outer Edge						
Bar Mark	Type	Size	Nos	L	Shape Code	Dimensions				Bending Radius	
						A	B	C	D		
7	D	13	46	2450	99						
72	D	13	33	1910	99						
192	D	25	4	3890	00	3890					
193	D	25	8	4090	00	4090					

REV.	DATE	BY	DESCRIPTION

PROJECT TITLE :

OWNER :

ARCHITECT :

CONSULTANT :

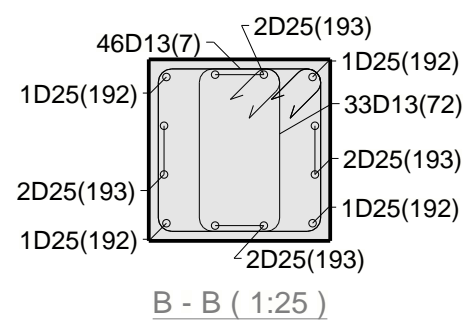
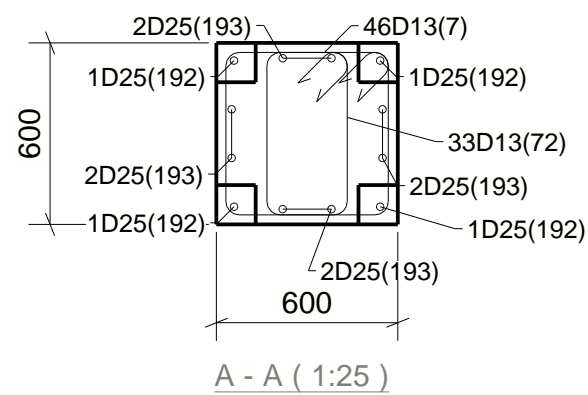
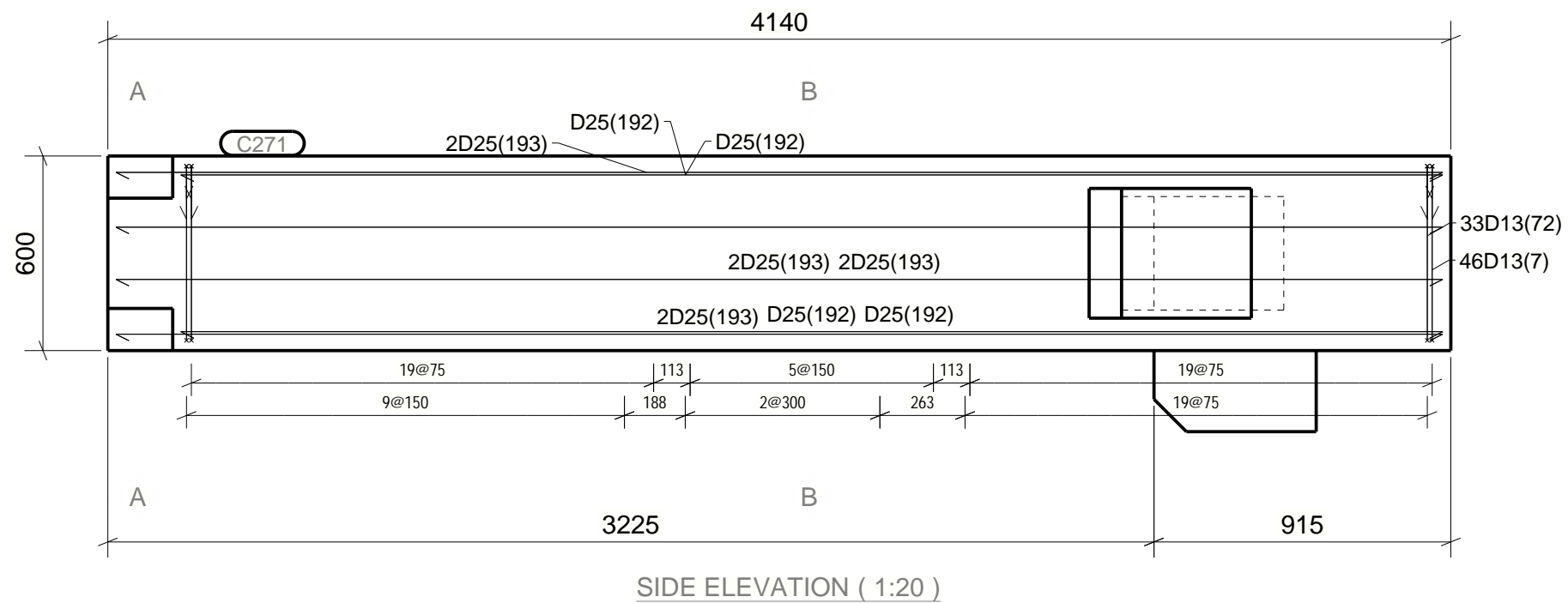
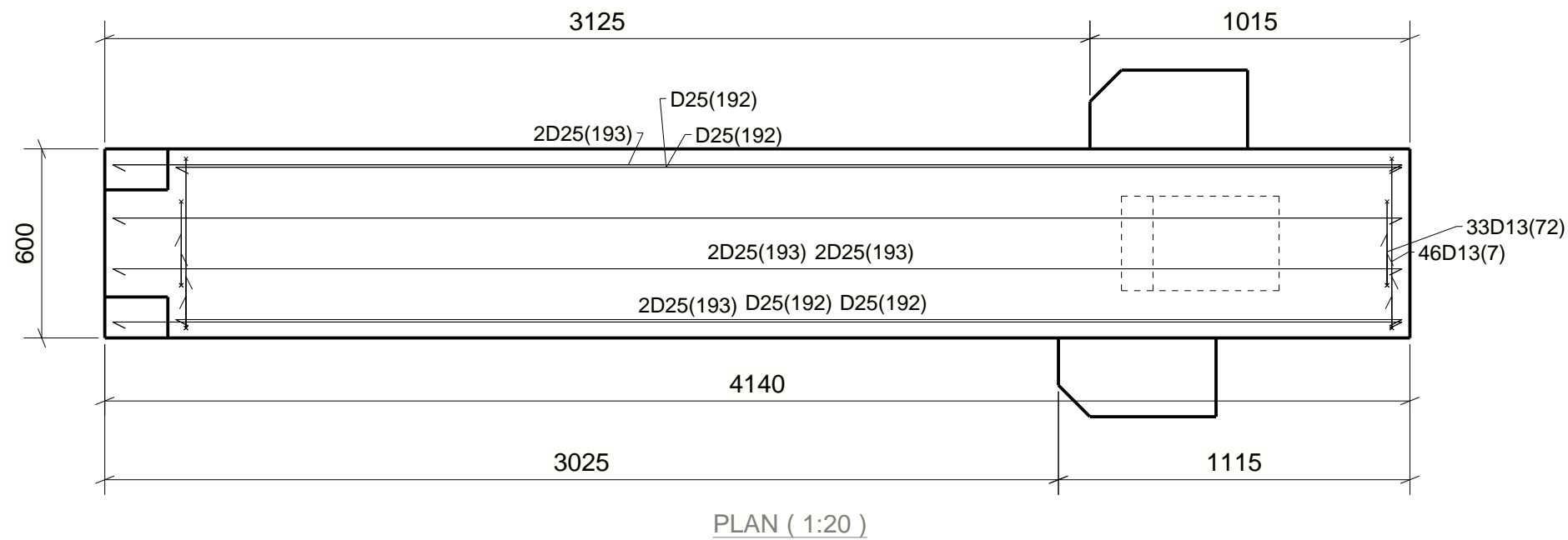
MAIN CONTRACTOR :

PROJECT :

TITLE :  
Tekla Structures Project Name

PRECASTER :

MODELLED BY	MODEL NAME	Gedung Kanto***
SCALE	1:20 1:15	APPROVED BY
ISSUE DATE		PROJECT ENGINEER
PROJECT NUMBER	TS1000	DESIGN ENGINEER
		DRAWING NUMBER
		C268
		REV.



REV.	DATE	BY	DESCRIPTION

PROJECT TITLE :

OWNER :

ARCHITECT :

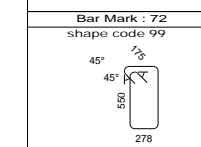
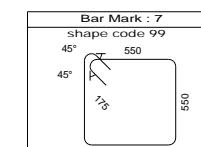
CONSULTANT :

MAIN CONTRACTOR :

PROJECT :

TITLE :  
Tekla Structures Project Name

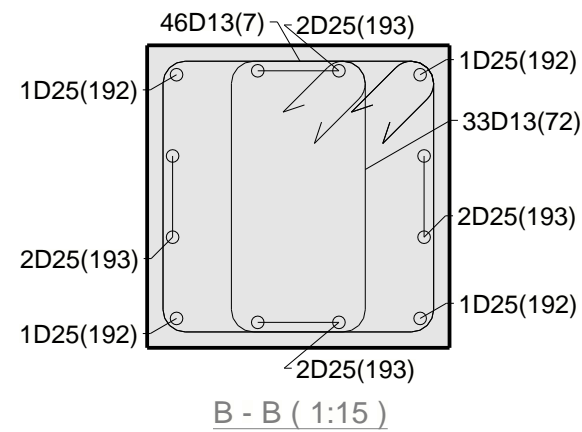
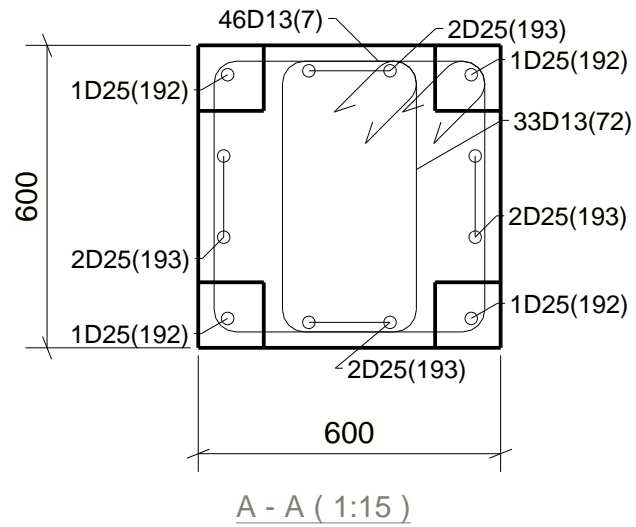
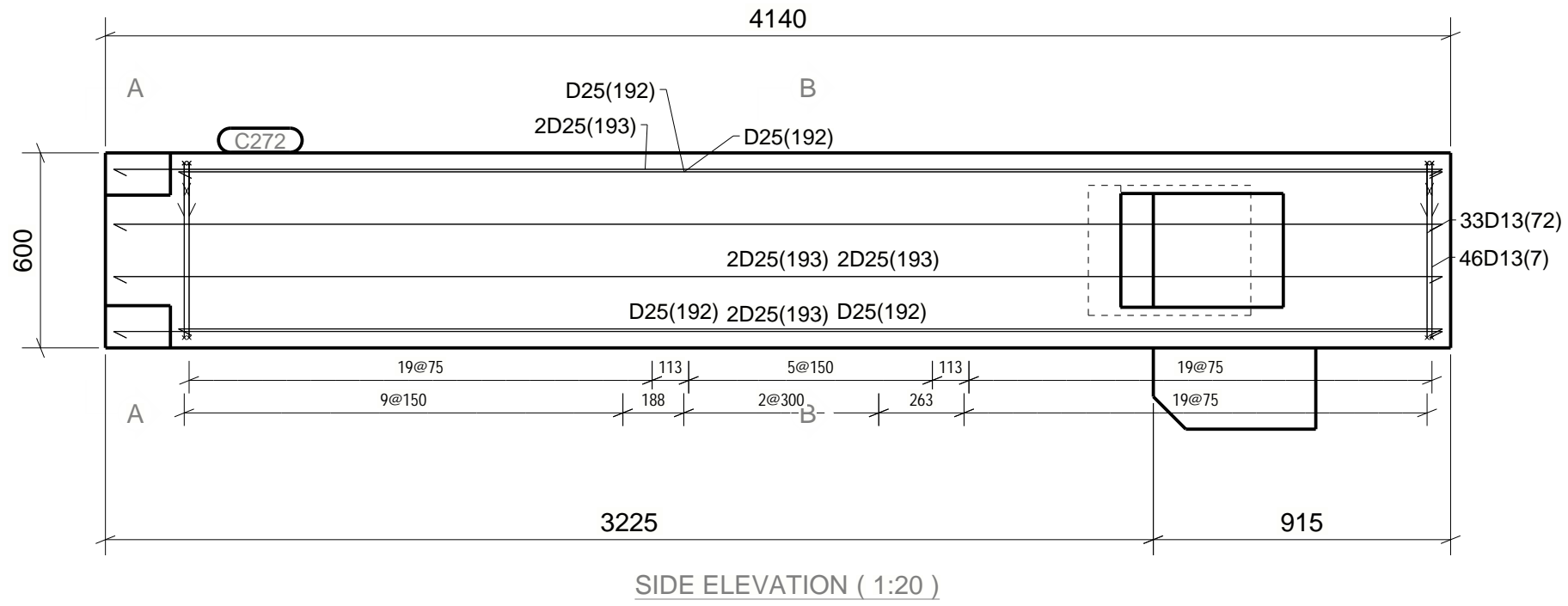
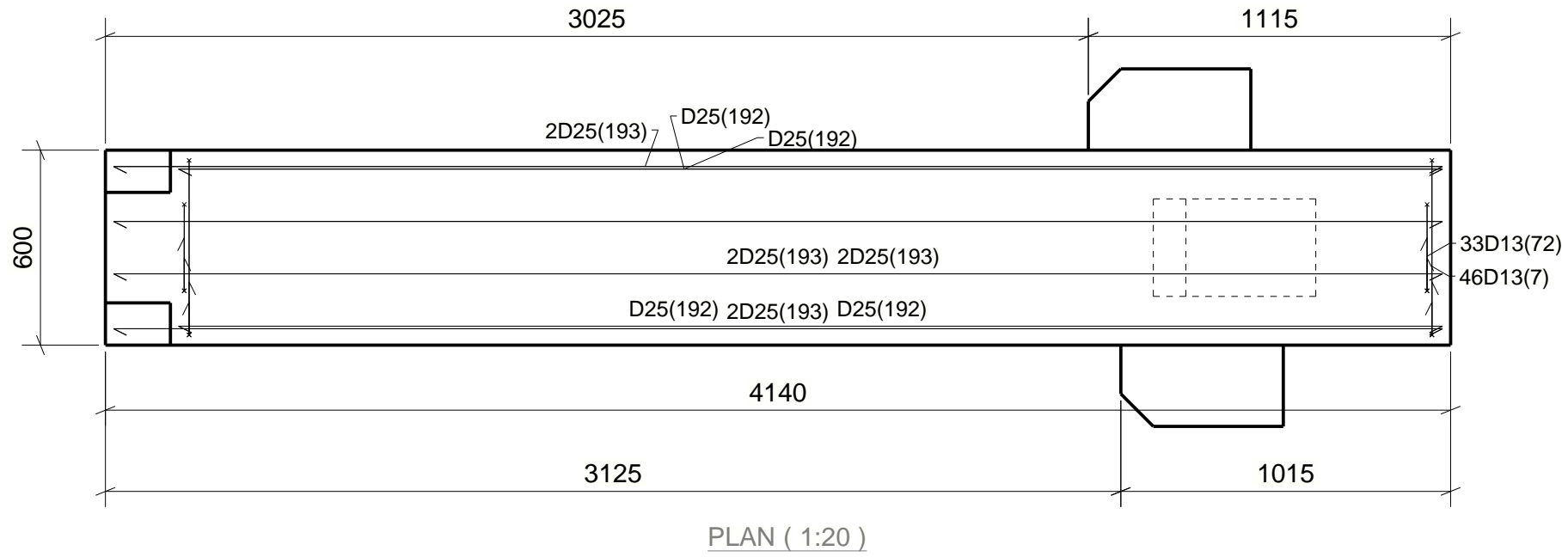
PRECASTER :



Element Quantity	2
Element Weight (ton)	4.29
Concrete Volume (m3)	1.60
Concrete Grade	C35
Reinf. Bar 6-13 (kg)	183.8
Reinf. Bar 16-40 (kg)	186.1
Reinforcement (kg)	369.9
Reinforcement (kg/m3)	230.8
Strand (kg)	0.0
Mesh (kg)	0.0

BAR BENDING SCHEDULE						Shape Codes To BS8666: 2005 All Dimension Taken To The Outer Edge				
Bar Mark	Type	Size	Nos	L	Shape Code	Dimensions				
						A	B	C	d	SR
7	D	13	46	2450	99					
72	D	13	33	1910	99					
192	D	25	4	3890	00	3890				
193	D	25	8	4090	00	4090				

MODELLED BY	MODEL NAME	Gedung Kanto***
SCALE	1:25 1:20	APPROVED BY
ISSUE DATE	PROJECT ENGINEER	DESIGN ENGINEER
PROJECT NUMBER	TS1000	DRAWING NUMBER
		C271
		REV.



<b>Bar Mark : 7</b> shape code 99	
<b>Bar Mark : 72</b> shape code 99	
<b>Element Quantity</b>	2
<b>Element Weight (ton)</b>	4.29
<b>Concrete Volume (m3)</b>	1.60
<b>Concrete Grade</b>	C35
<b>Reinf. Bar 6-13 (kg)</b>	183.8
<b>Reinf. Bar 16-40 (kg)</b>	186.1
<b>Reinforcement (kg)</b>	369.9
<b>Reinforcement (kg/m3)</b>	230.8
<b>Strand (kg)</b>	0.0
<b>Mesh (kg)</b>	0.0

BAR BENDING SCHEDULE						Shape Codes To BS8666: 2005 All Dimension Taken To The Outer Edge				
Bar Mark	Type	Size	Nos	L	Shape Code	Dimensions				
						A	B	C	d	Ø
7	D	13	46	2450	99					
72	D	13	33	1910	99					
192	D	25	4	3890	00	3890				
193	D	25	8	4090	00	4090				

REV.	DATE	BY	DESCRIPTION

PROJECT TITLE :

OWNER :

ARCHITECT :

CONSULTANT :

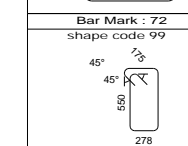
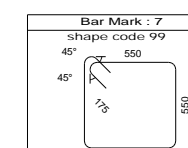
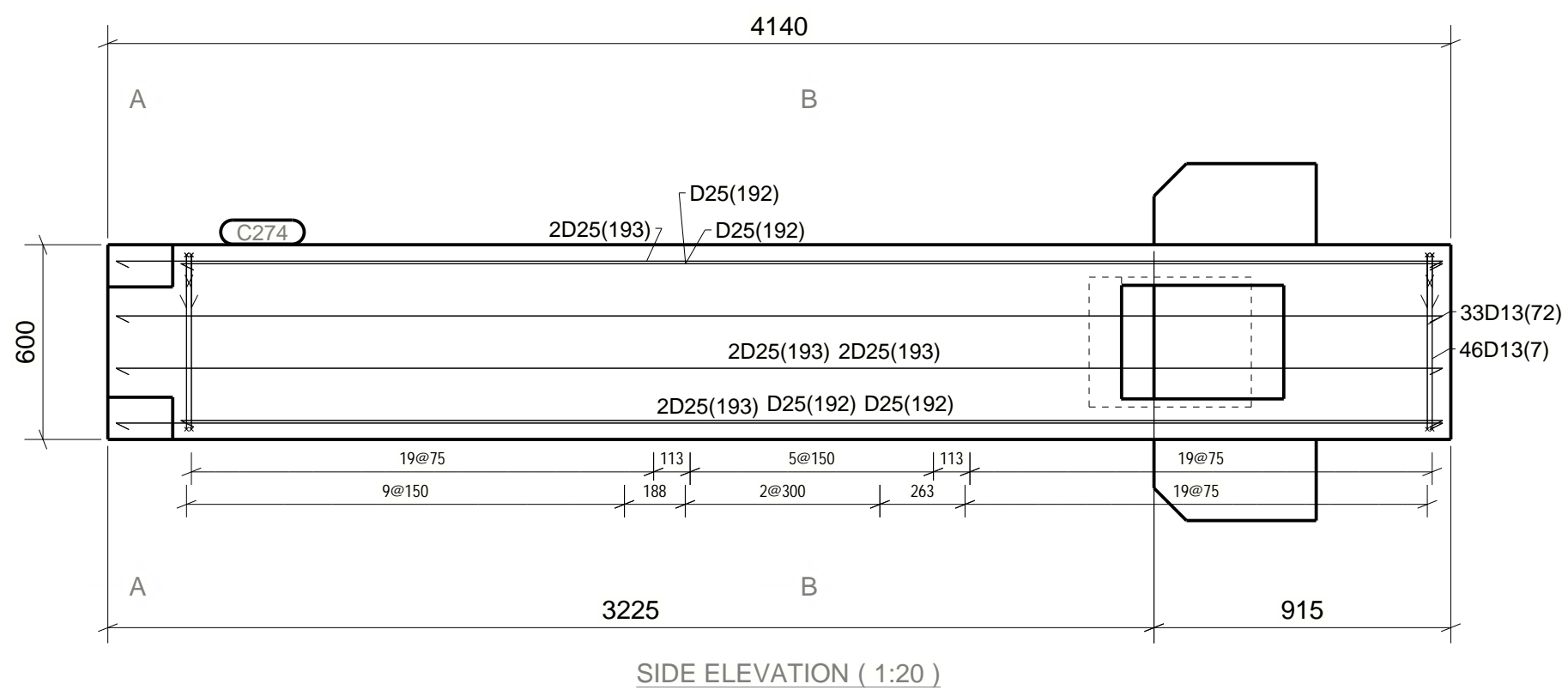
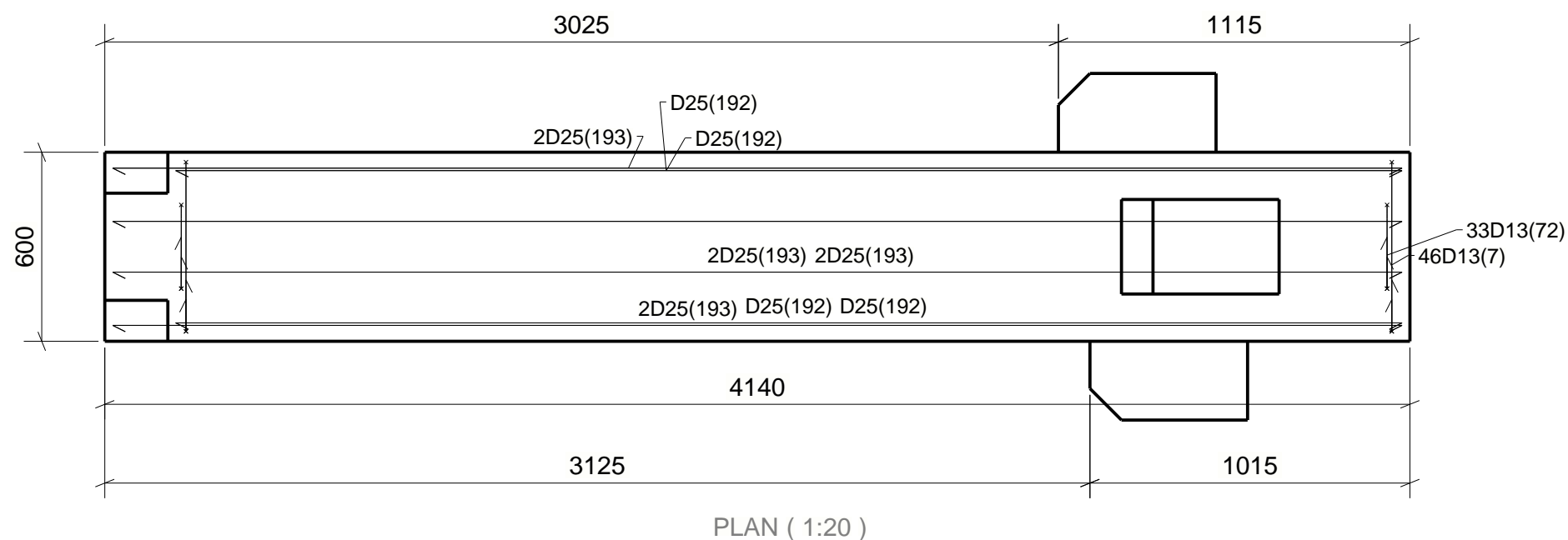
MAIN CONTRACTOR :

PROJECT :

TITLE :  
Tekla Structures Project Name

PRECASTER :

MODELLED BY	MODEL NAME	Gedung Kanto***
APPROVED BY	PROJECT ENGINEER	
ISSUE DATE	DESIGN ENGINEER	
PROJECT NUMBER	DRAWING NUMBER	C.272
TS1000	REV.	



Element Quantity	1
Element Weight (ton)	4.38
Concrete Volume (m3)	1.64
Concrete Grade	C35
Reinf. Bar 6-13 (kg)	183.8
Reinf. Bar 16-40 (kg)	186.1
Reinforcement (kg)	369.9
Reinforcement (kg/m3)	225.7
Strand (kg)	0.0
Mesh (kg)	0.0

BAR BENDING SCHEDULE						Shape Codes To BS8666: 2005 All Dimension Taken To The Outer Edge					
Bar Mark	Type	Size	Nos	L	Shape Code	Dimensions					Bending Radius
						A	B	C	D	E	
7	D	13	46	2450	99						0
72	D	13	33	1910	99						0
192	D	25	4	3890	00	3890					0
193	D	25	8	4090	00	4090					0

REV.	DATE	BY	DESCRIPTION
------	------	----	-------------

PROJECT TITLE :

OWNER :

ARCHITECT :

CONSULTANT :

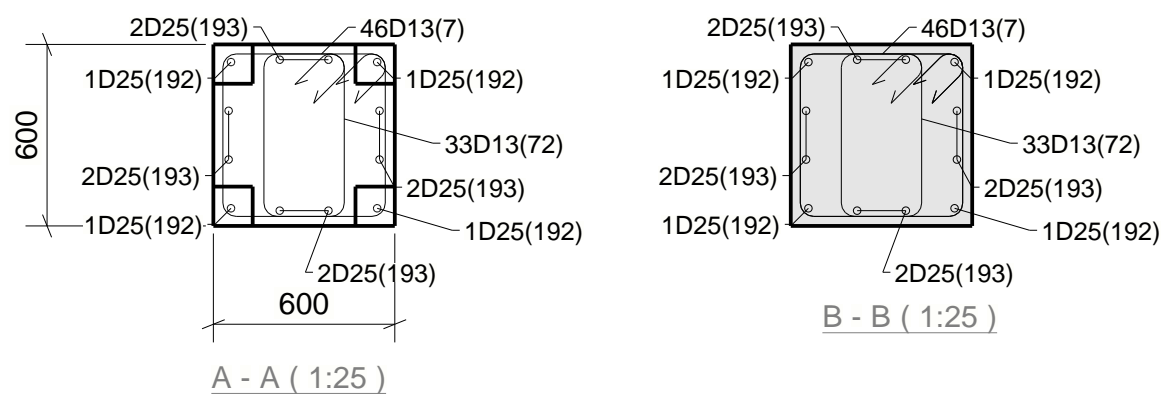
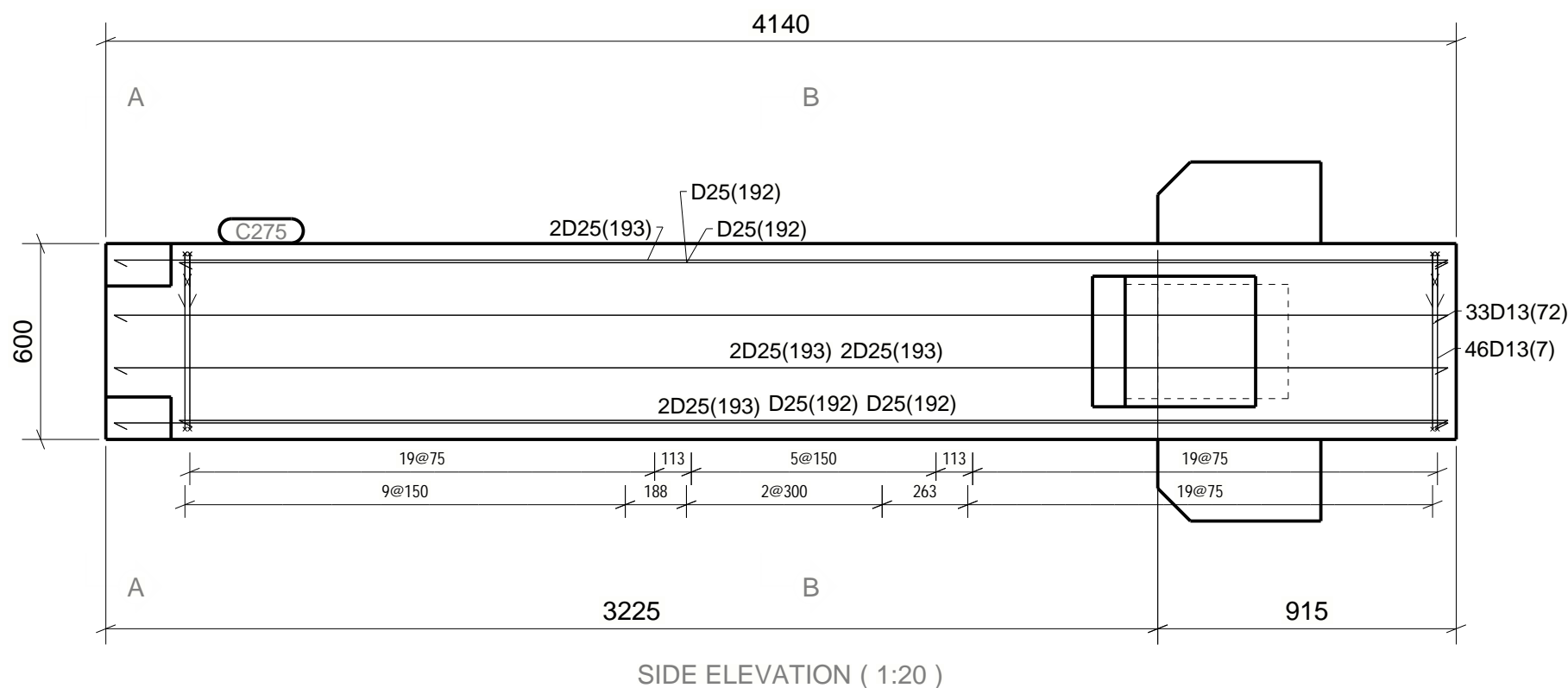
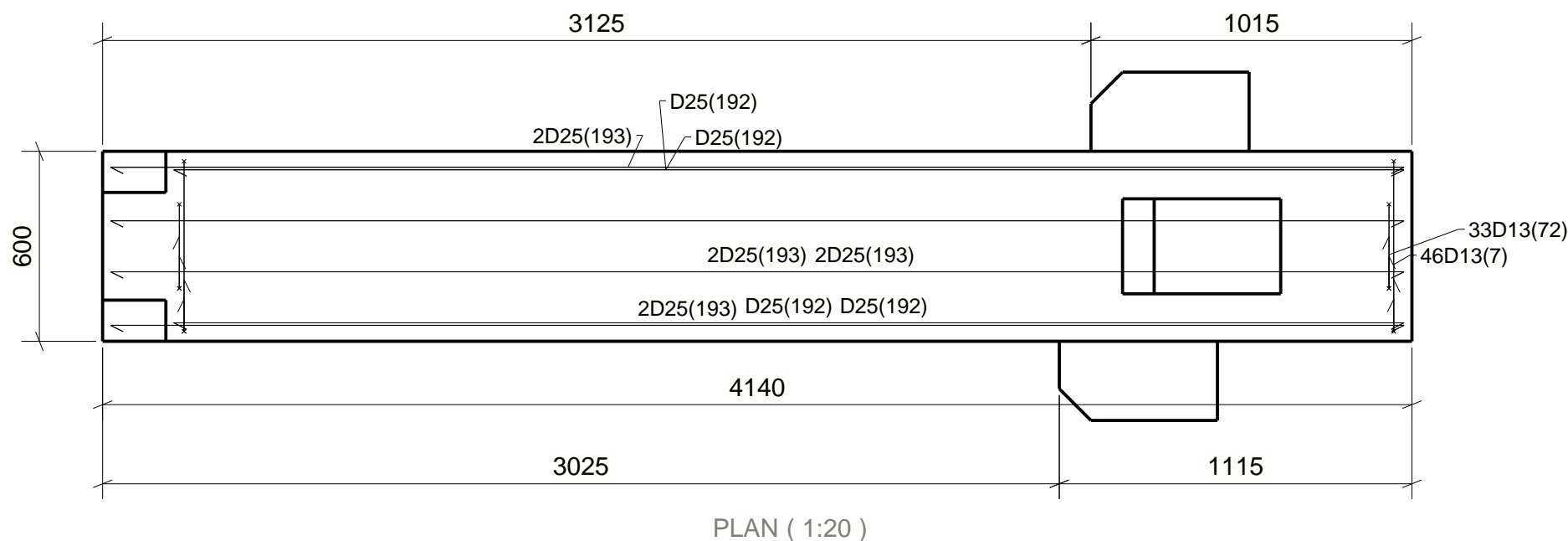
MAIN CONTRACTOR :

PROJECT :

TITLE :  
Tekla Structures Project Name

PRECASTER :

MODELLED BY	MODEL NAME Gedung Kanto***
SCALE 1:25 1:20	APPROVED BY
ISSUE DATE	PROJECT ENGINEER
PROJECT NUMBER TS1000	DESIGN ENGINEER
DRAWING NUMBER C.274	REV.



REV.	DATE	BY	DESCRIPTION

PROJECT TITLE :

OWNER :

ARCHITECT :

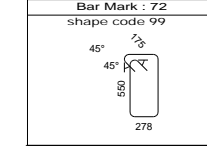
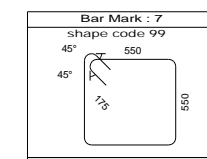
CONSULTANT :

MAIN CONTRACTOR :

PROJECT :

TITLE :  
Tekla Structures Project Name

PRECASTER :

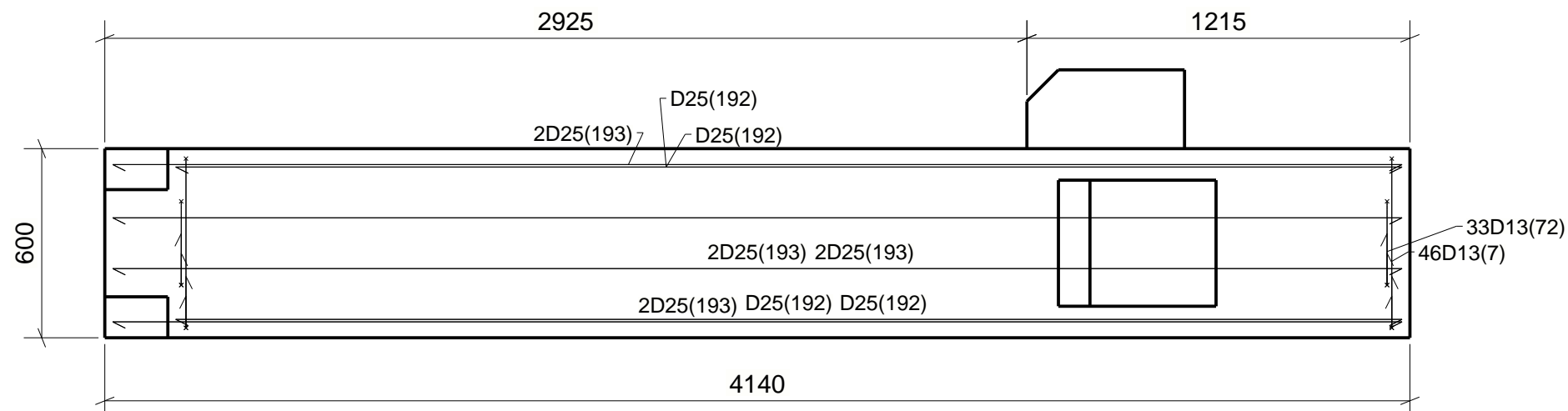


Element Quantity	1
Element Weight (ton)	4.38
Concrete Volume (m3)	1.64
Concrete Grade	C35
Reinf. Bar 6-13 (kg)	183.8
Reinf. Bar 16-40 (kg)	186.1
Reinforcement (kg)	369.9
Reinforcement (kgm3)	225.7
Strand (kg)	0.0
Mesh (kg)	0.0

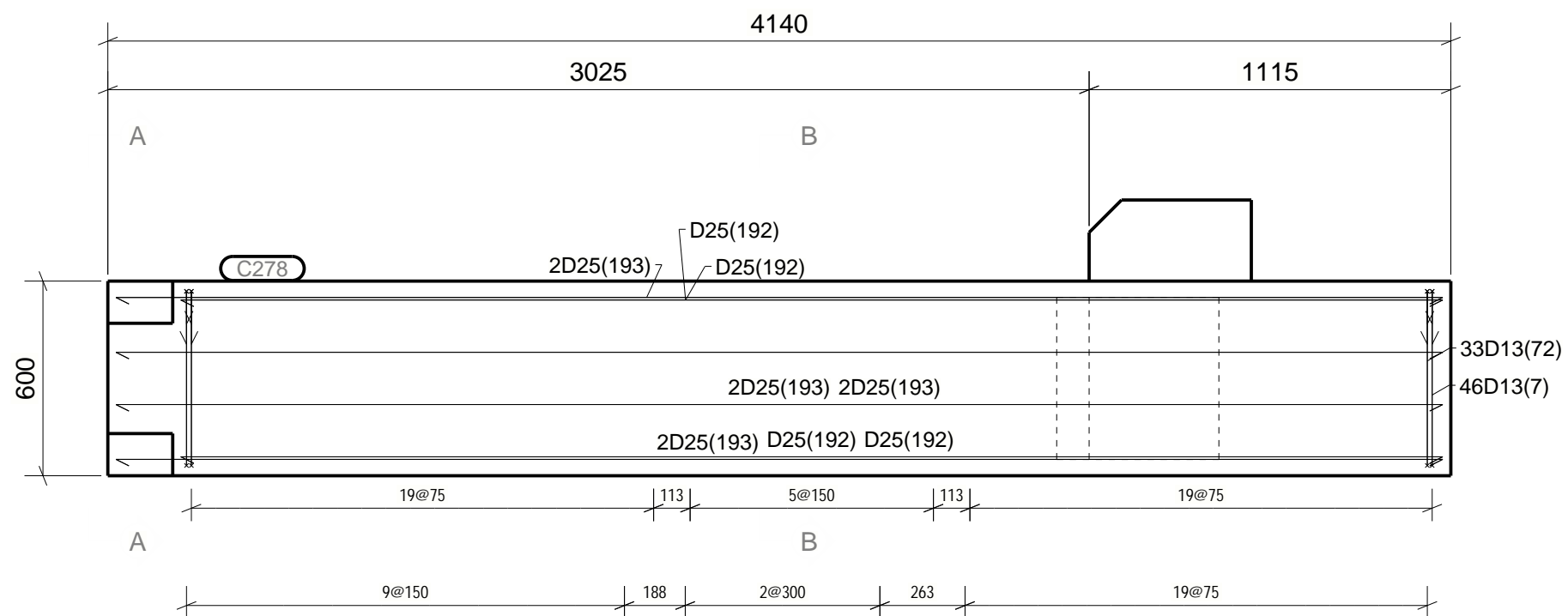
BAR BENDING SCHEDULE				Shape Codes To BS8666: 2005 All Dimension Taken To The Outer Edge							
Bar Mark	Type	Size	Nos	L	Shape Code	Dimensions				Bending Radius	
						a	b	c	d		
7	D	13	46	2450	99						
72	D	13	33	1910	99						
192	D	25	4	3890	00	3890					
193	D	25	8	4090	00	4090					

MODELLED BY	MODEL NAME	Gedung Kanto***
APPROVED BY	PROJECT ENGINEER	
ISSUE DATE	DESIGN ENGINEER	
PROJECT NUMBER	DRAWING NUMBER	C275
TS1000	REV.	

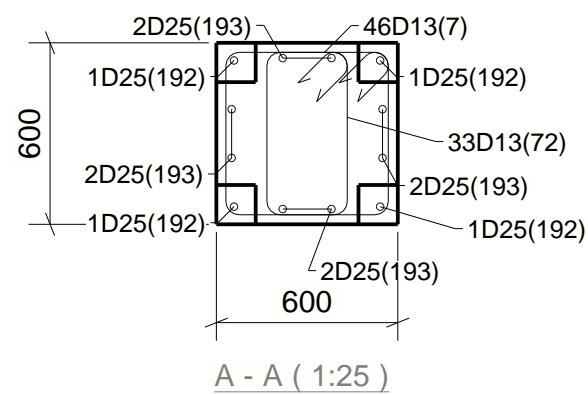




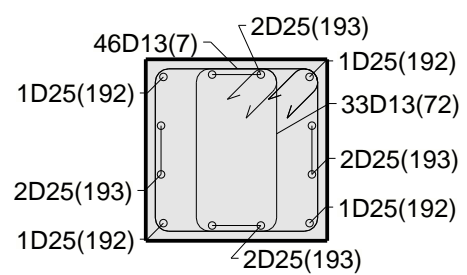
PLAN ( 1:20 )



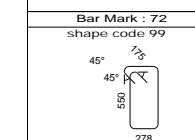
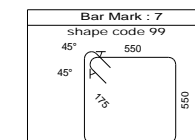
SIDE ELEVATION ( 1:20 )



A - A ( 1:25 )



B - B ( 1:25 )



Element Quantity	1
Element Weight (ton)	4.25
Concrete Volume (m3)	1.58
Concrete Grade	C35
Reinf. Bar 6-13 (kg)	183.8
Reinf. Bar 16-40 (kg)	186.1
Reinforcement (kg)	369.9
Reinforcement (kgm3)	233.4
Strand (kg)	0.0
Mesh (kg)	0.0

BAR BENDING SCHEDULE					Shape Codes To BS8666: 2005 All Dimension Taken To The Outer Edge					
Bar Mark	Type	Size	Nos	L	Shape Code	Dimensions				
						A	B	C	D	Bending Radius
7	D	13	46	2450	99					O
72	D	13	33	1910	99					O
192	D	25	4	3890	00	3890				O
193	D	25	8	4090	00	4090				O

REV.	DATE	BY	DESCRIPTION
------	------	----	-------------

PROJECT TITLE :

OWNER :

ARCHITECT :

CONSULTANT :

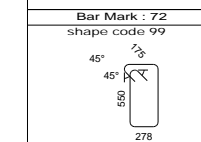
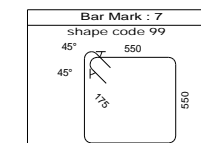
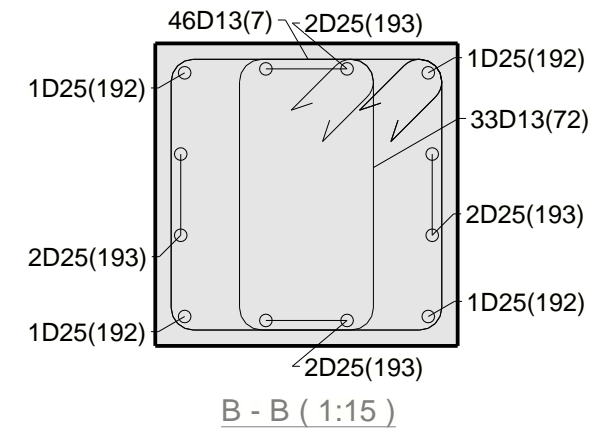
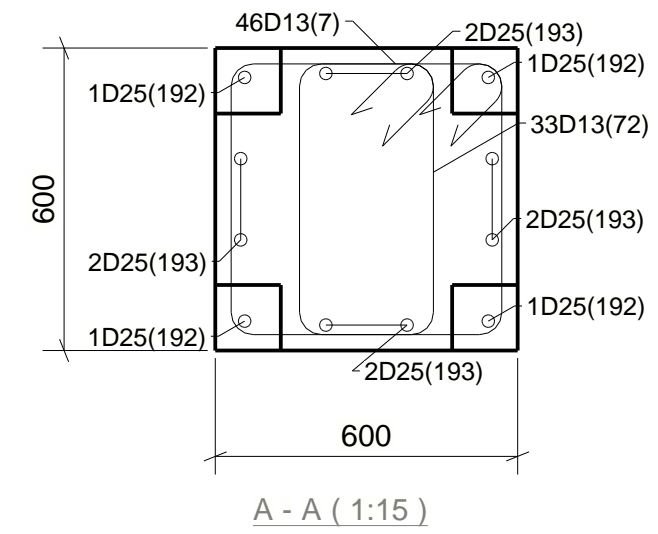
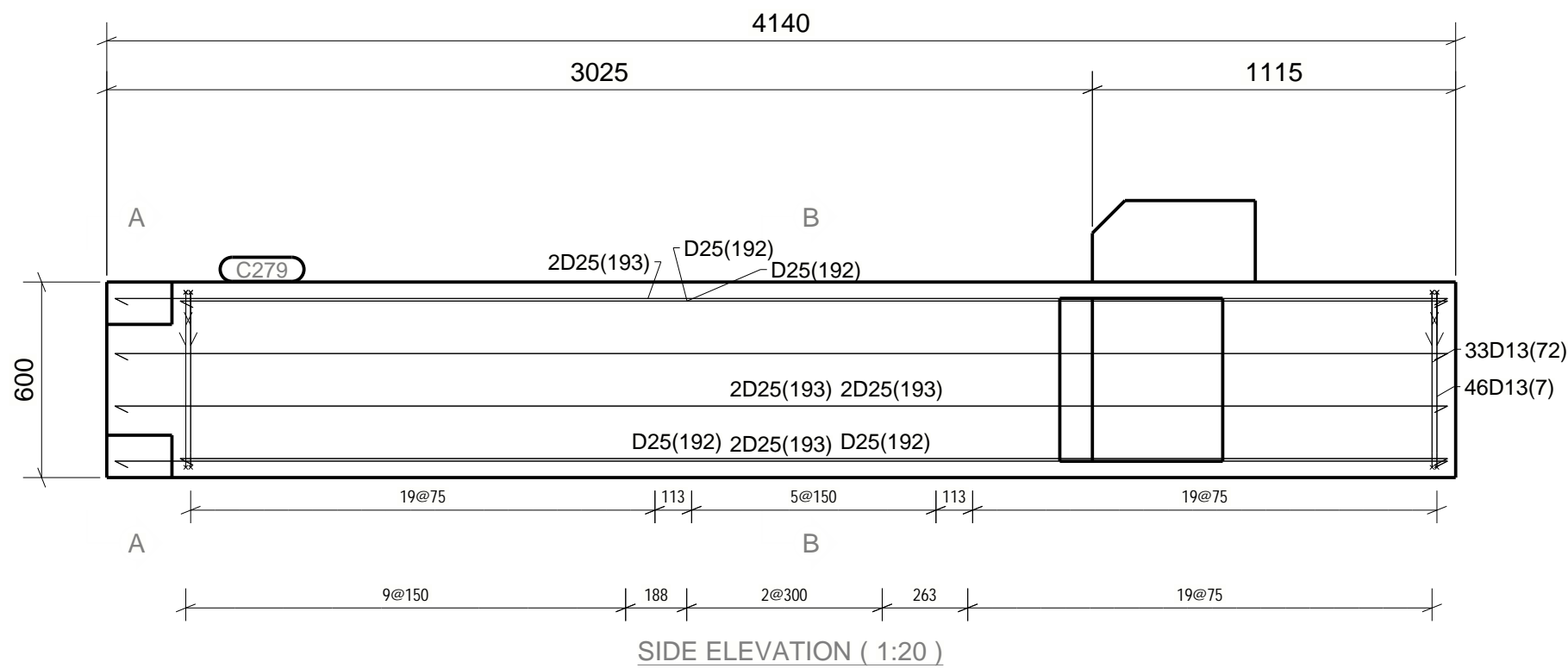
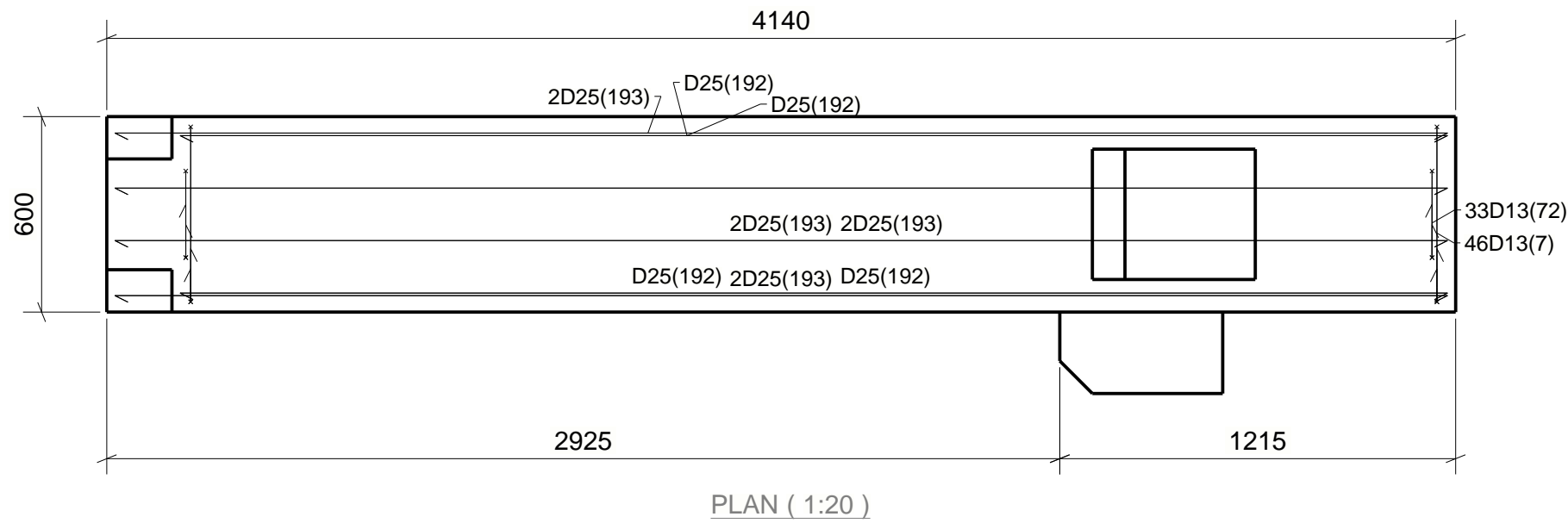
MAIN CONTRACTOR :

PROJECT :

TITLE :  
Tekla Structures Project Name

PRECASTER :

MODELLED BY	MODEL NAME Gedung Kanto***
SCALE 1:25 1:20	APPROVED BY
ISSUE DATE	PROJECT ENGINEER
PROJECT NUMBER TS1000	DESIGN ENGINEER
DRAWING NUMBER C278	REV.



Element Quantity	1
Element Weight (ton)	4.25
Concrete Volume (m3)	1.58
Concrete Grade	C35
Reinf. Bar 6-13 (kg)	183.8
Reinf. Bar 16-40 (kg)	186.1
Reinforcement (kg)	369.9
Reinforcement (kg/m3)	233.4
Strand (kg)	0.0
Mesh (kg)	0.0

BAR BENDING SCHEDULE										
Bar Mark	Type	Size	Nos	L	Shape Code	Shape Codes To BS8666: 2005 All Dimension Taken To The Outer Edge				
						A	B	C	D	Bending Radius
7	D	13	46	2450	99					0
72	D	13	33	1910	99					0
192	D	25	4	3890	00	3890				0
193	D	25	8	4090	00	4090				0

REV. DATE BY DESCRIPTION

PROJECT TITLE :

OWNER :

ARCHITECT :

CONSULTANT :

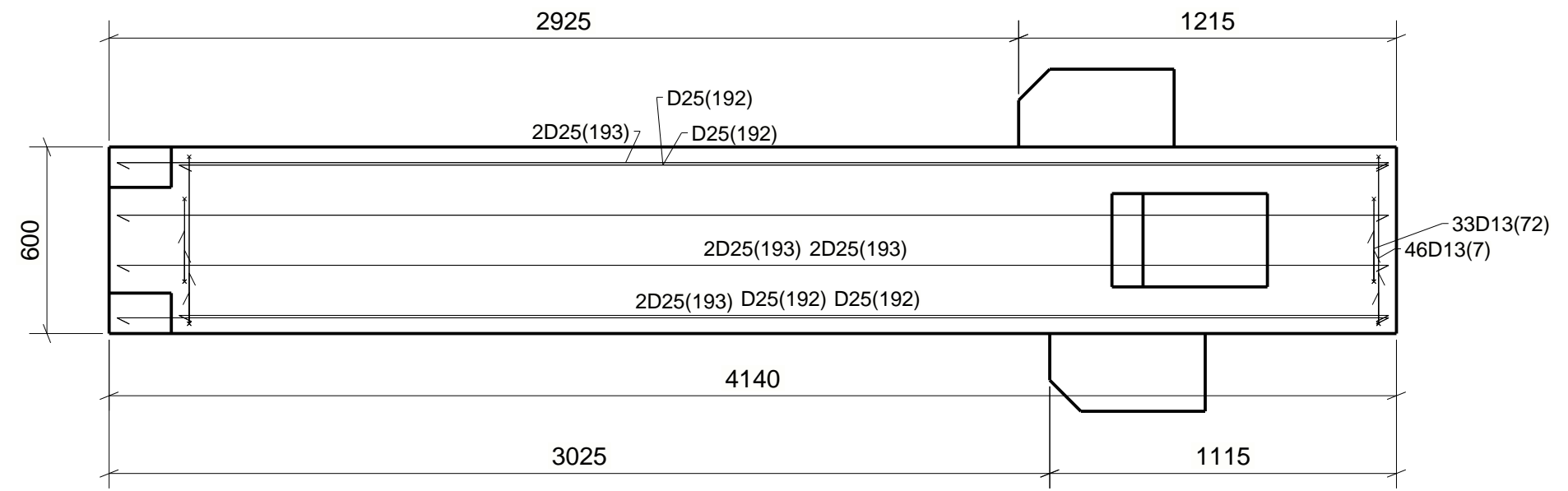
MAIN CONTRACTOR :

PROJECT :

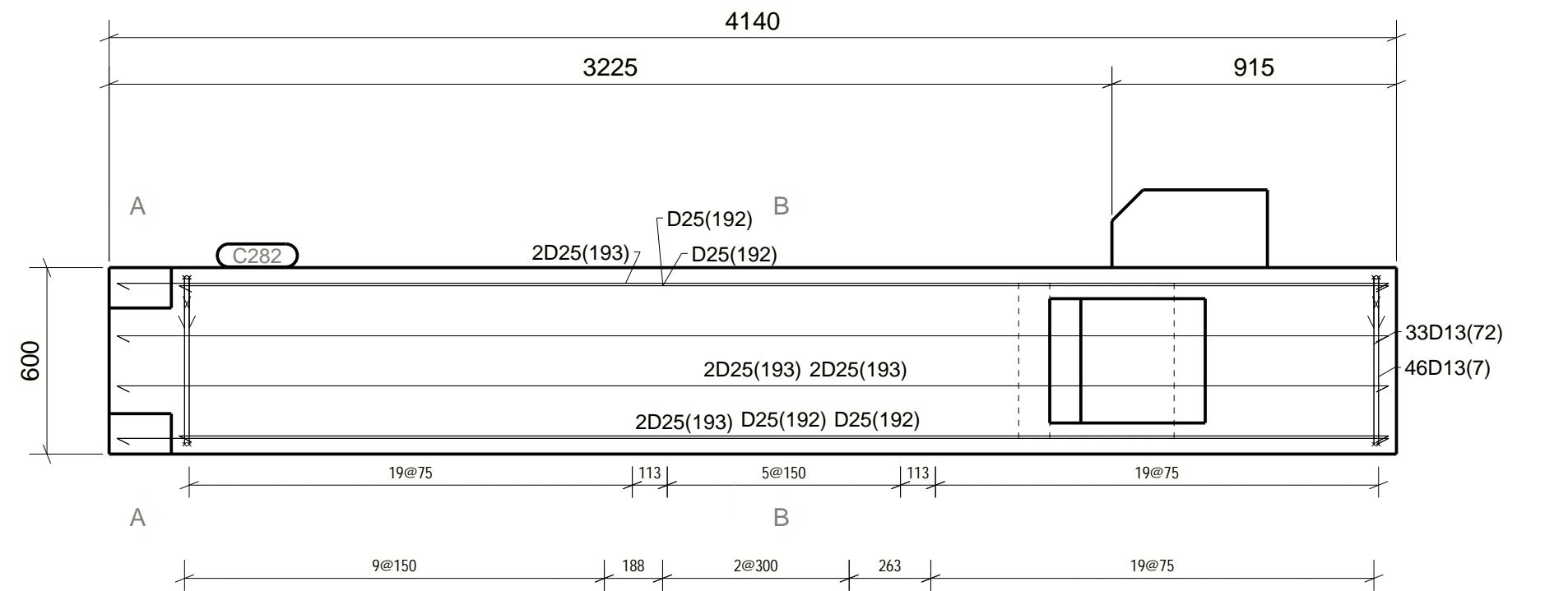
TITLE :  
Tekla Structures Project Name

PRECASTER :

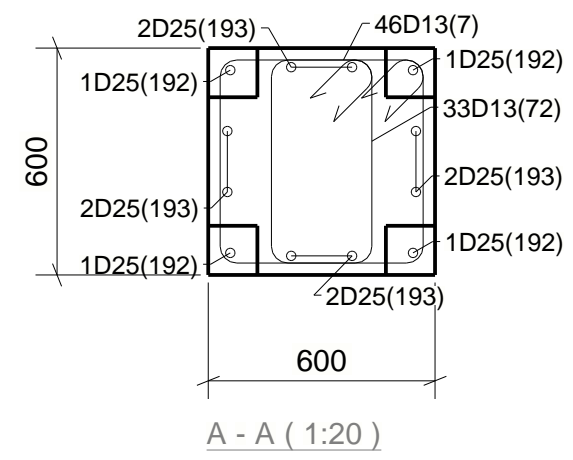
MODELLED BY	MODEL NAME	Gedung Kanto***
SCALE	1:20 1:15	APPROVED BY
ISSUE DATE		PROJECT ENGINEER
PROJECT NUMBER	TS1000	DESIGN ENGINEER
		DRAWING NUMBER
		C279
		REV.



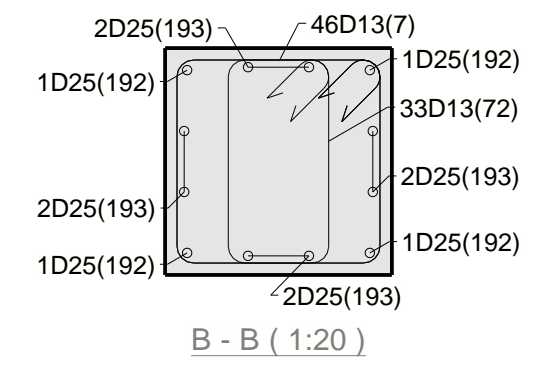
PLAN ( 1:20 )



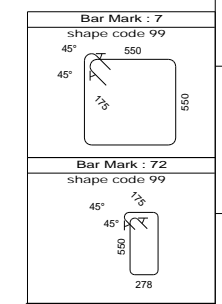
SIDE ELEVATION ( 1:20 )



A - A ( 1:20 )



B - B ( 1:20 )



Element Quantity	1
Element Weight (ton)	4.34
Concrete Volume (m3)	1.62
Concrete Grade	C35
Reinf. Bar 6-13 (kg)	183.8
Reinf. Bar 16-40 (kg)	186.1
Reinforcement (kg)	369.9
Reinforcement (kg/m3)	228.2
Strand (kg)	0.0
Mesh (kg)	0.0

BAR BENDING SCHEDULE						Shape Codes To BS8666: 2005 All Dimension Taken To The Outer Edge				
Bar Mark	Type	Size	Nos	L	Shape Code	Dimensions				
						A	B	C	D	Bending Radius
7	D	13	46	2450	99					
72	D	13	33	1910	99					
192	D	25	4	3890	00	3890				
193	D	25	8	4090	00	4090				

REV.	DATE	BY	DESCRIPTION

PROJECT TITLE :

OWNER :

ARCHITECT :

CONSULTANT :

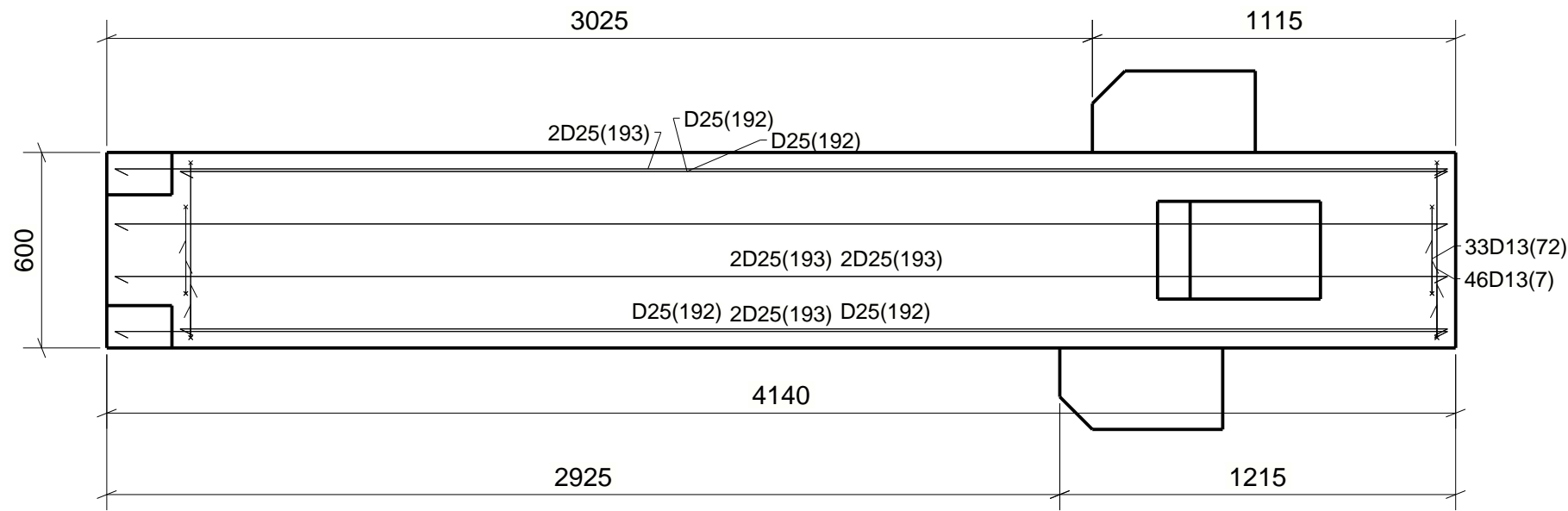
MAIN CONTRACTOR :

PROJECT :

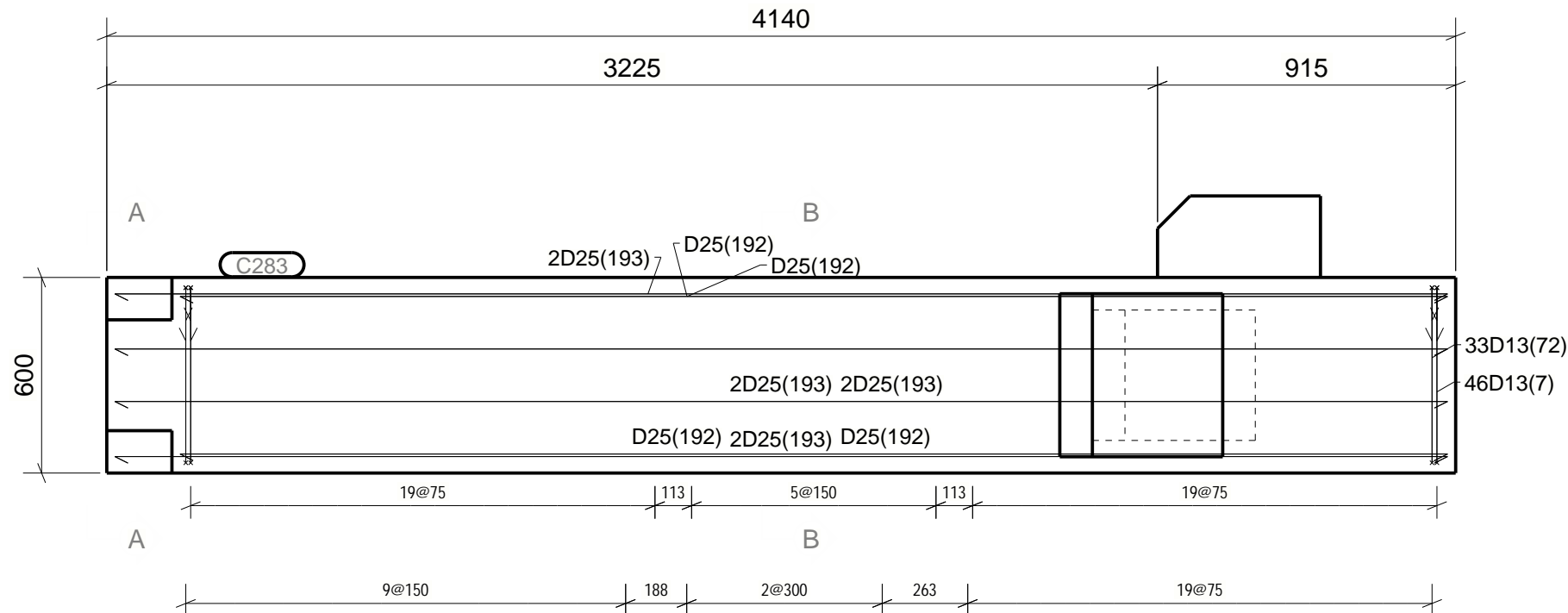
TITLE :  
Tekla Structures Project Name

PRECASTER :

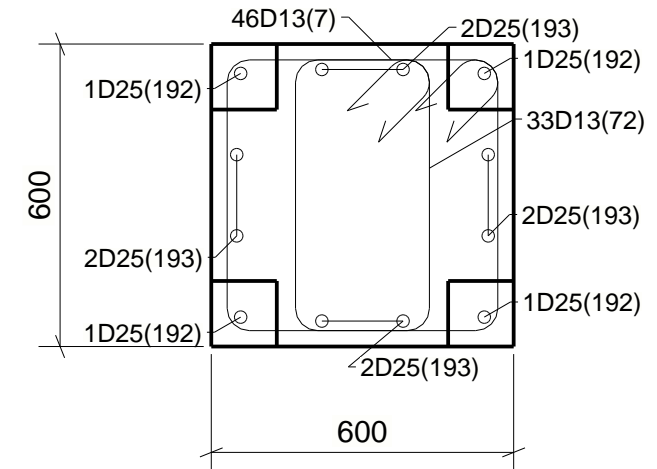
MODELLED BY	MODEL NAME	Gedung Kanto***
APPROVED BY	PROJECT ENGINEER	
ISSUE DATE	DESIGN ENGINEER	
PROJECT NUMBER	DRAWING NUMBER	REV.
TS1000	C282	



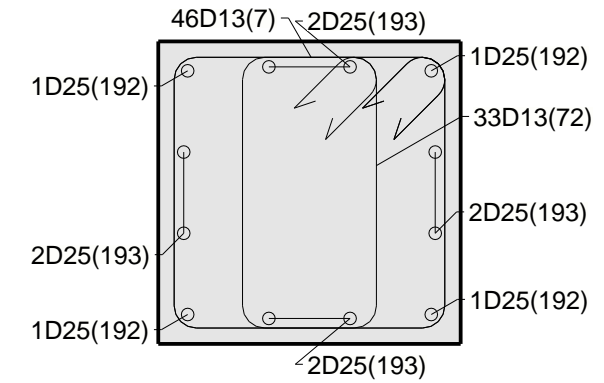
PLAN ( 1:20 )



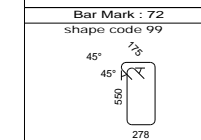
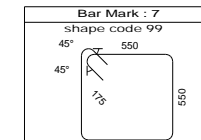
SIDE ELEVATION ( 1:20 )



A - A ( 1:15 )



B - B ( 1:15 )



Element Quantity	1
Element Weight (ton)	4.34
Concrete Volume (m3)	1.62
Concrete Grade	C35
Reinf. Bar 6-13 (kg)	183.8
Reinf. Bar 16-40 (kg)	186.1
Reinforcement (kg)	369.9
Reinforcement (kg/m3)	228.2
Strand (kg)	0.0
Mesh (kg)	0.0

BAR BENDING SCHEDULE		Shape Codes To BS8666: 2005 All Dimension Taken To The Outer Edge									
Bar Mark	Type	Size	Nos	L	Shape Code	Dimensions					Bending Radius
						A	B	C	D	E	
7	D	13	46	2450	99						O
72	D	13	33	1910	99						O
192	D	25	4	3890	00	3890					O
193	D	25	8	4090	00	4090					O

REV. DATE BY DESCRIPTION

PROJECT TITLE :

OWNER :

ARCHITECT :

CONSULTANT :

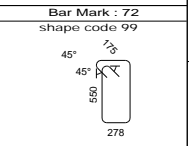
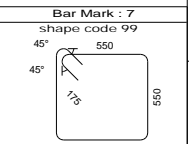
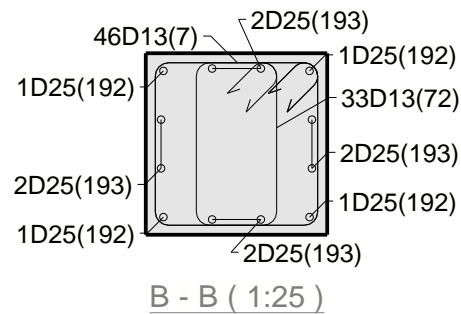
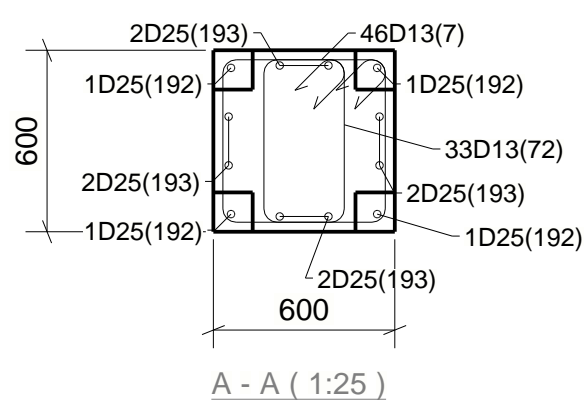
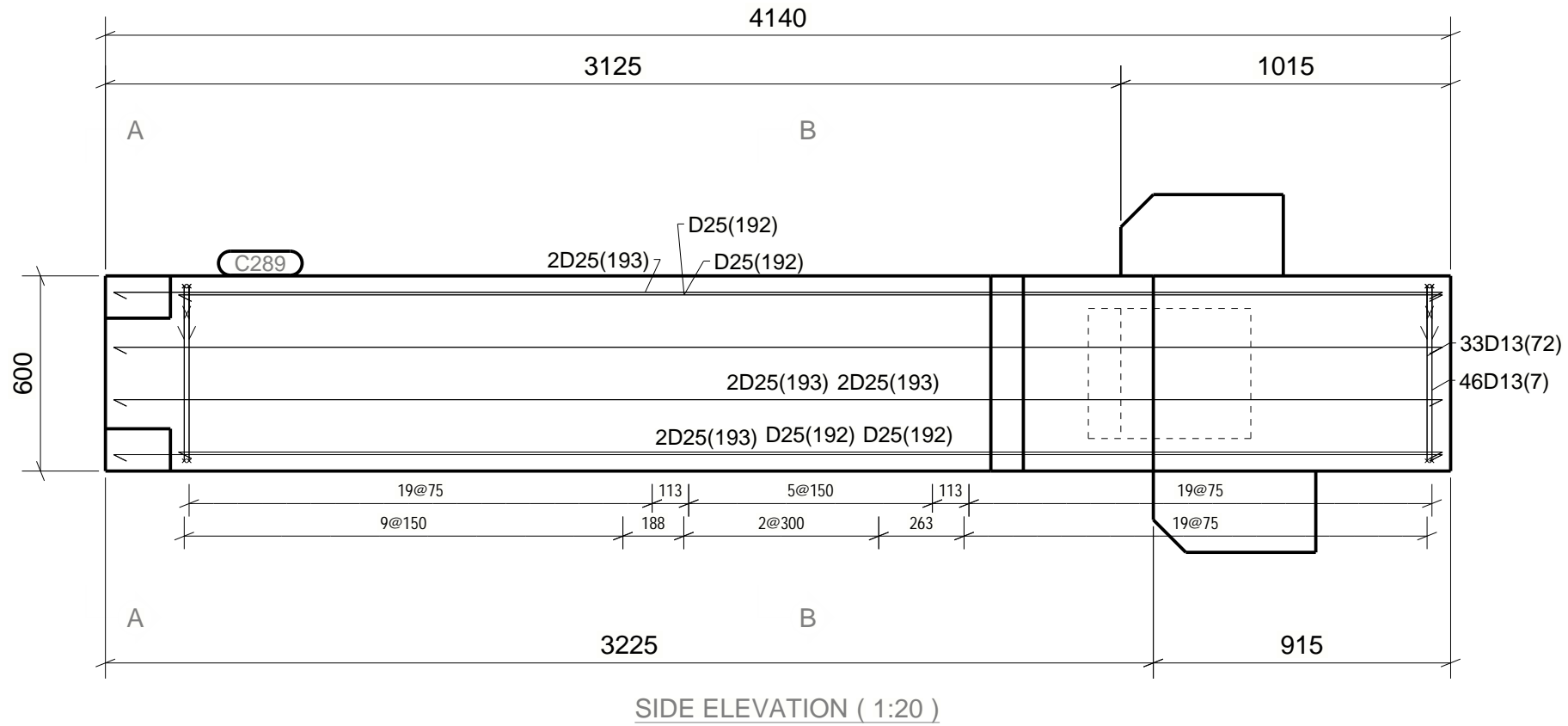
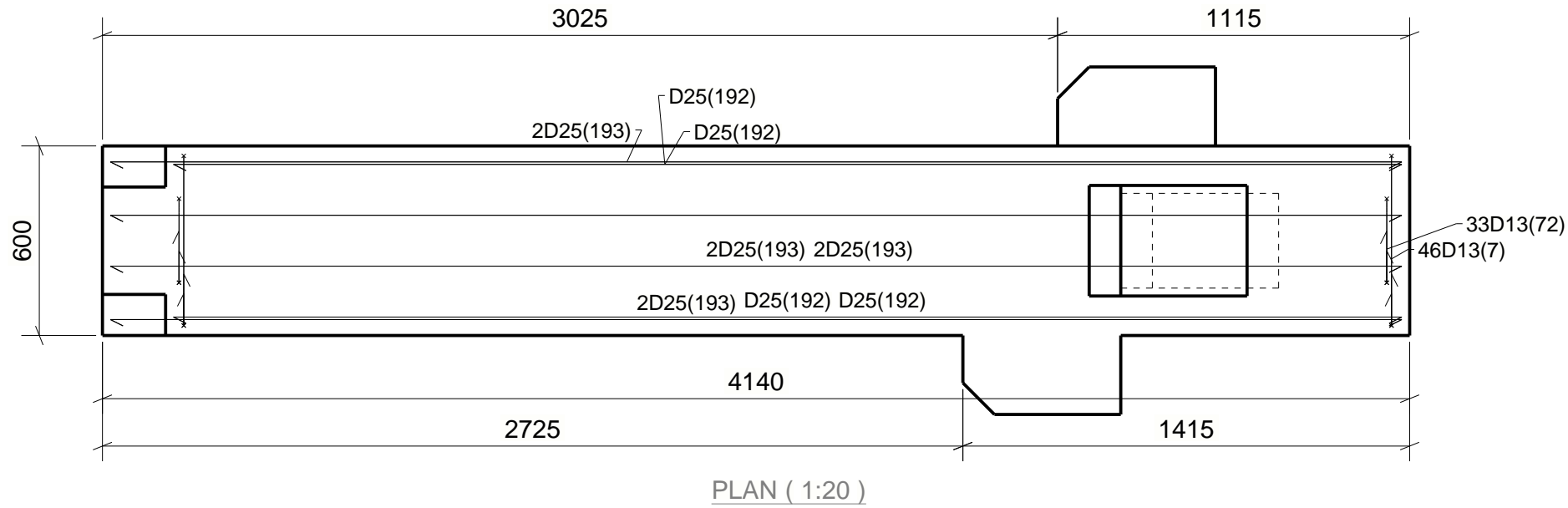
MAIN CONTRACTOR :

PROJECT :

TITLE :  
Tekla Structures Project Name

PRECASTER :

MODELLED BY	MODEL NAME	Gedung Kanto***	
SCALE	APPROVED BY		
		1:20 1:15	
ISSUE DATE	PROJECT ENGINEER		
	DESIGN ENGINEER		
PROJECT NUMBER	DRAWING NUMBER	TS1000	
	REV.	C283	



Element Quantity	1
Element Weight (ton)	4.47
Concrete Volume (m3)	1.67
Concrete Grade	C35
Reinf. Bar 6-13 (kg)	183.8
Reinf. Bar 16-40 (kg)	186.1
Reinforcement (kg)	369.9
Reinforcement (kg/m3)	220.8
Strand (kg)	0.0
Mesh (kg)	0.0

BAR BENDING SCHEDULE		Shape Codes To BS8666: 2005 All Dimension Taken To The Outer Edge							
Bar Mark	Type	Size	Nos	L	Shape Code	Dimensions			Bending Radius
						A	B	C	
7	D	13	46	2450	99				
72	D	13	33	1910	99				
192	D	25	4	3890	00	3890			
193	D	25	8	4090	00	4090			

REV.	DATE	BY	DESCRIPTION

PROJECT TITLE :

OWNER :

ARCHITECT :

CONSULTANT :

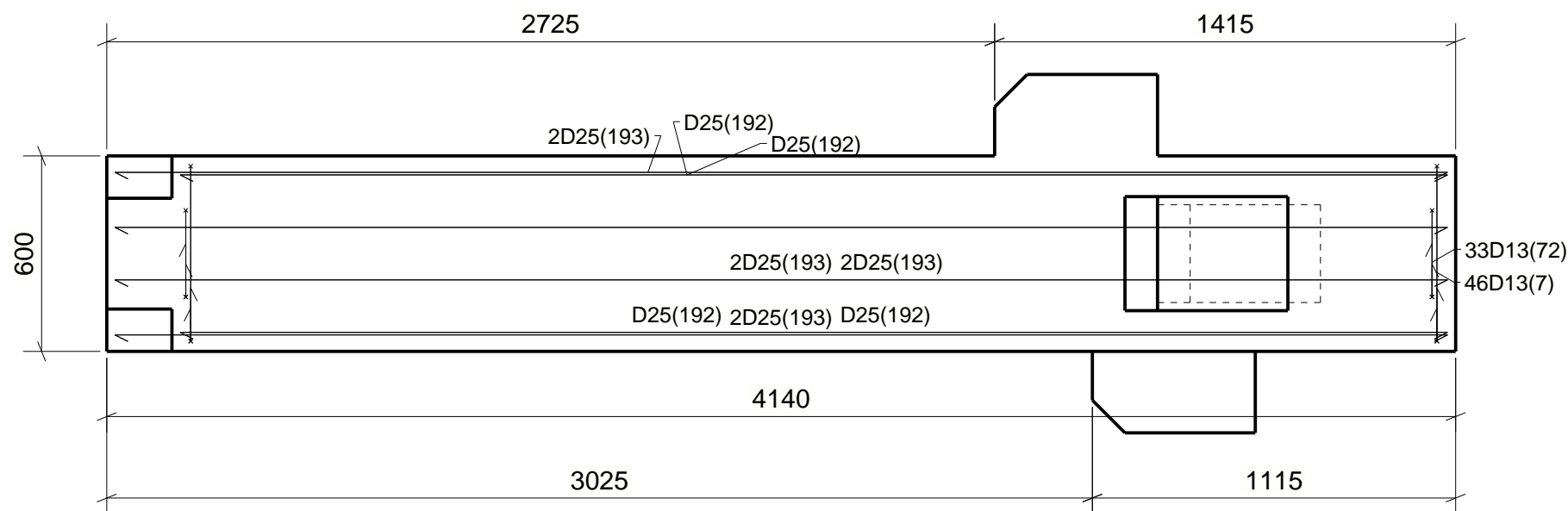
MAIN CONTRACTOR :

PROJECT :

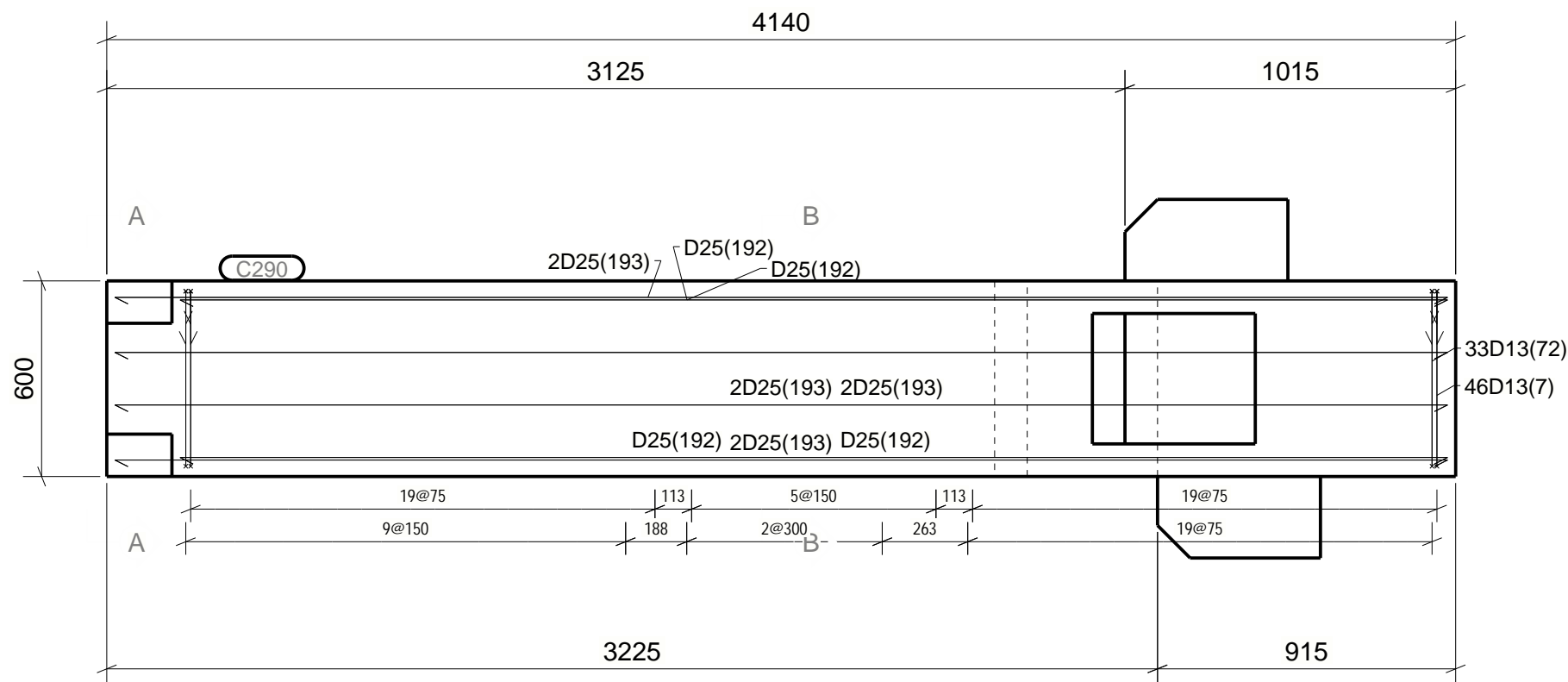
TITLE :  
Tekla Structures Project Name

PRECASTER :

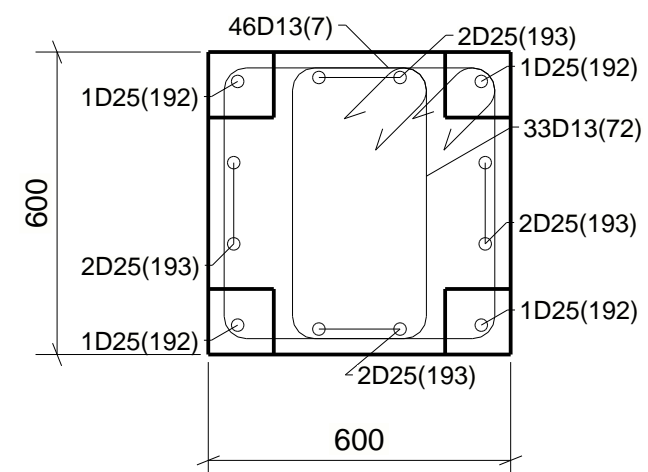
MODELLED BY	MODEL NAME	Gedung Kanto***
SCALE	1:25 1:20	APPROVED BY
ISSUE DATE	PROJECT ENGINEER	DESIGN ENGINEER
PROJECT NUMBER	TS1000	DRAWING NUMBER
		C289
		REV.



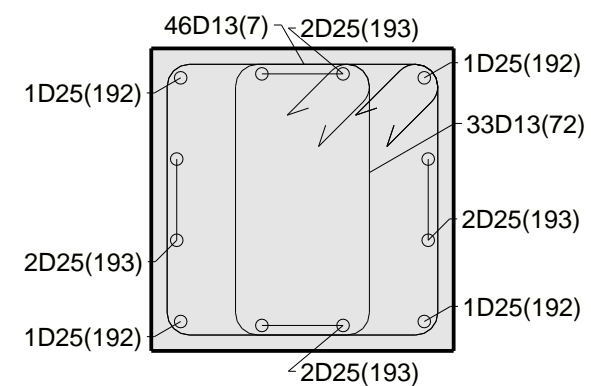
PLAN ( 1:20 )



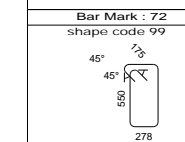
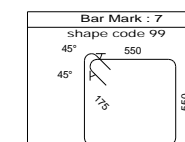
SIDE ELEVATION ( 1:20 )



A - A ( 1:15 )



B - B ( 1:15 )



Element Quantity	1
Element Weight (ton)	4.47
Concrete Volume (m3)	1.67
Concrete Grade	C35
Reinf. Bar 6-13 (kg)	183.8
Reinf. Bar 16-40 (kg)	186.1
Reinforcement (kg)	369.9
Reinforcement (kgm3)	220.8
Strand (kg)	0.0
Mesh (kg)	0.0

BAR BENDING SCHEDULE						Shape Codes To BS8666: 2005 All Dimension Taken To The Outer Edge				
Bar Mark	Type	Size	Nos	L	Shape Code	Dimensions				
						A	B	C	D	Bending Radius
7	D	13	46	2450	99					
72	D	13	33	1910	99					
192	D	25	4	3890	00	3890				
193	D	25	8	4090	00	4090				

REV. DATE BY DESCRIPTION

PROJECT TITLE :

OWNER :

ARCHITECT :

CONSULTANT :

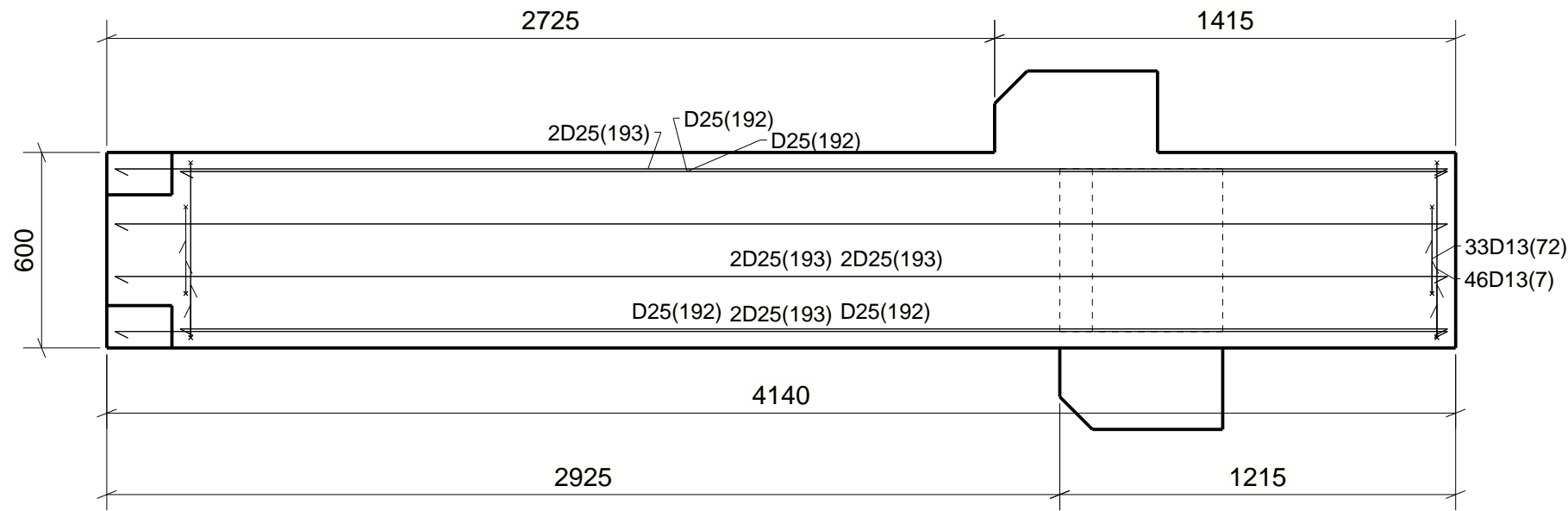
MAIN CONTRACTOR :

PROJECT :

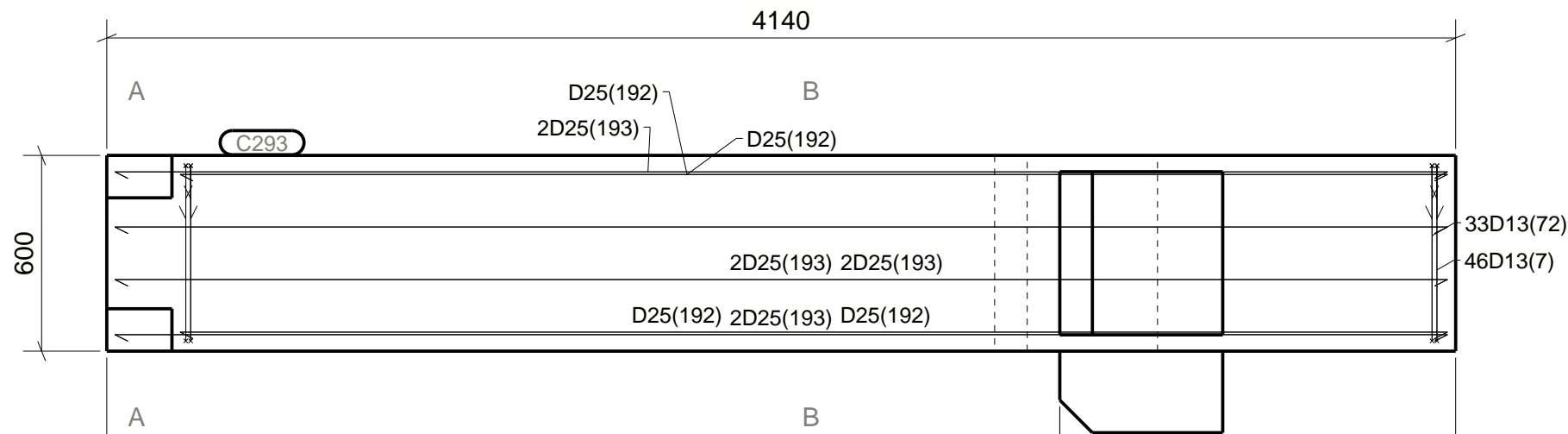
TITLE :  
Tekla Structures Project Name

PRECASTER :

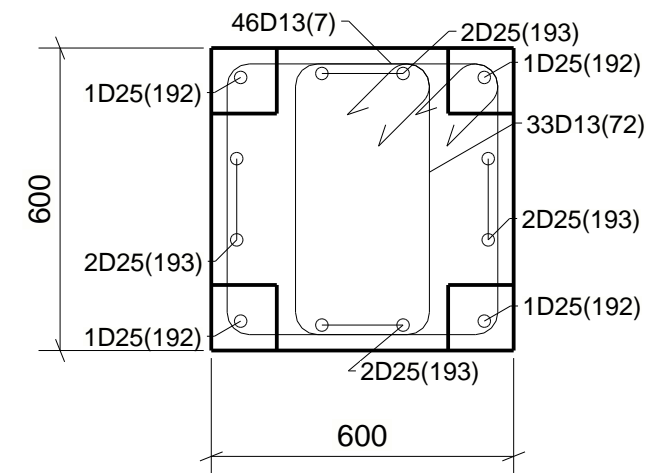
MODELLED BY	MODEL NAME	Gedung Kanto***
SCALE	1:20 1:15	APPROVED BY
ISSUE DATE		PROJECT ENGINEER
PROJECT NUMBER	TS1000	DESIGN ENGINEER
		DRAWING NUMBER
		C290
		REV.



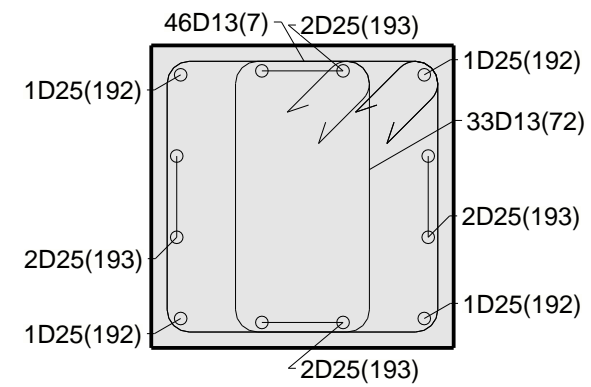
PLAN ( 1:20 )



SIDE ELEVATION ( 1:20 )



A - A ( 1:15 )



B - B ( 1:15 )

REV.	DATE	BY	DESCRIPTION

PROJECT TITLE :

OWNER :

ARCHITECT :

CONSULTANT :

MAIN CONTRACTOR :

PROJECT :

TITLE :  
Tekla Structures Project Name

PRECASTER :

MODELLED BY

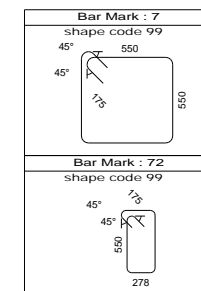
MODEL NAME Gedung Kanto\*\*\*

APPROVED BY

SCALE 1:20 1:15 PROJECT ENGINEER

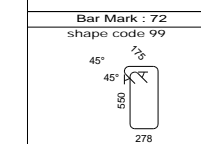
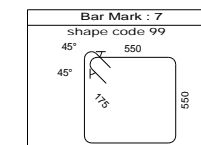
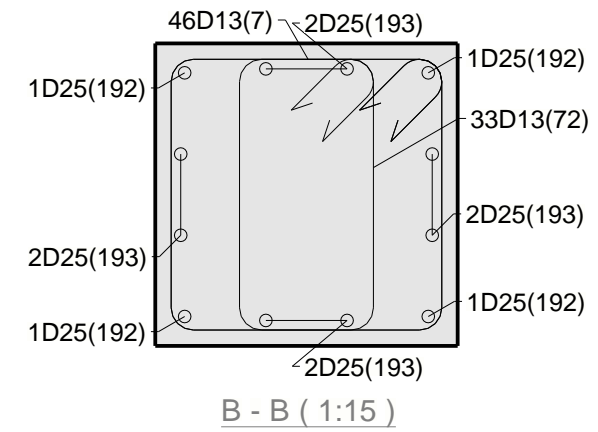
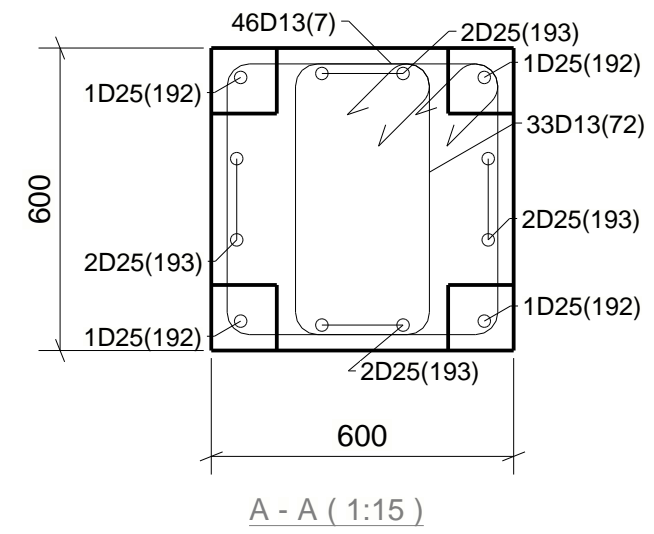
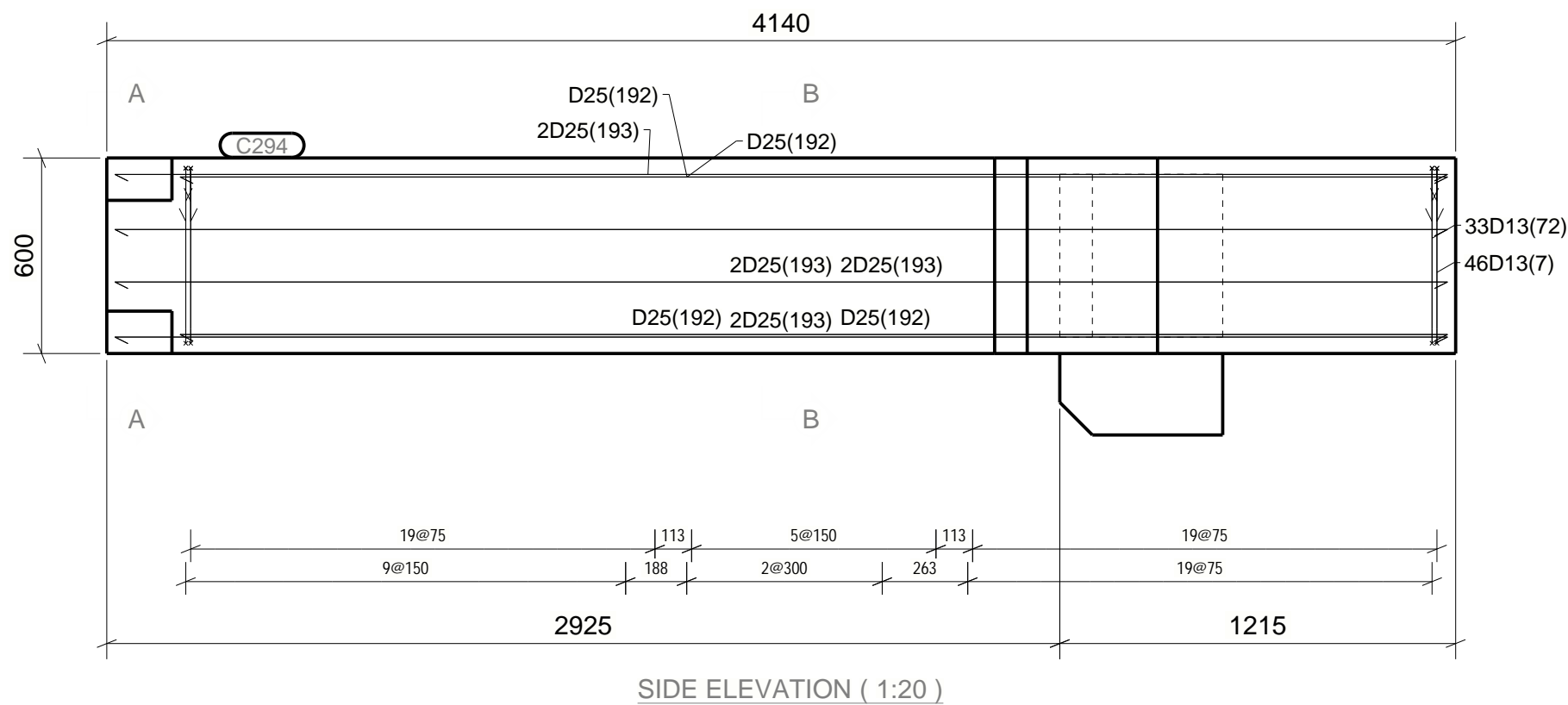
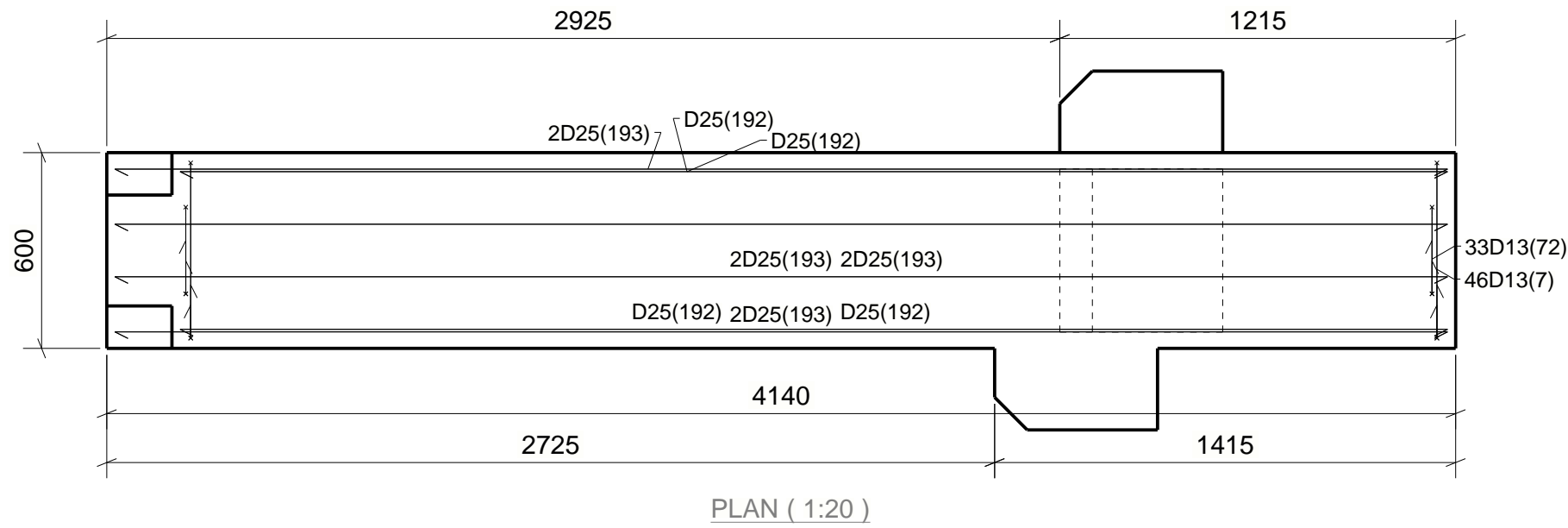
ISSUE DATE DESIGN ENGINEER

PROJECT NUMBER TS1000 DRAWING NUMBER C293 REV.



Element Quantity	1
Element Weight (ton)	4.45
Concrete Volume (m3)	1.67
Concrete Grade	C35
Reinf. Bar 6-13 (kg)	183.8
Reinf. Bar 16-40 (kg)	186.1
Reinforcement (kg)	369.9
Reinforcement (kgm3)	221.6
Strand (kg)	0.0
Mesh (kg)	0.0

Bar Mark	Type	Size	Nos	L	Shape Code	Shape Codes To BS8666: 2005 All Dimension Taken To The Outer Edge				
						A	B	C	D	Bending Radius
7	D	13	46	2450	99					
72	D	13	33	1910	99					
192	D	25	4	3890	00	3890				
193	D	25	8	4090	00	4090				



Element Quantity	1
Element Weight (ton)	4.45
Concrete Volume (m3)	1.67
Concrete Grade	C35
Reinf. Bar 6-13 (kg)	183.8
Reinf. Bar 16-40 (kg)	186.1
Reinforcement (kg)	369.9
Reinforcement (kgm3)	221.6
Strand (kg)	0.0
Mesh (kg)	0.0

BAR BENDING SCHEDULE						Shape Codes To BS8666: 2005 All Dimension Taken To The Outer Edge					
Bar Mark	Type	Size	Nos	L	Shape Code	Dimensions				Bending Radius	
						A	B	C	D		
7	D	13	46	2450	99					0	
72	D	13	33	1910	99					0	
192	D	25	4	3890	00	3890				0	
193	D	25	8	4090	00	4090				0	

REV. DATE BY DESCRIPTION

PROJECT TITLE :

OWNER :

ARCHITECT :

CONSULTANT :

MAIN CONTRACTOR :

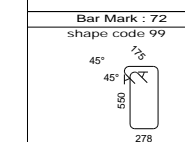
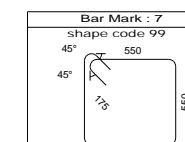
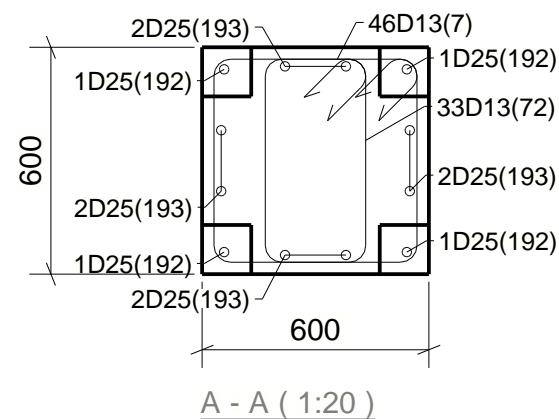
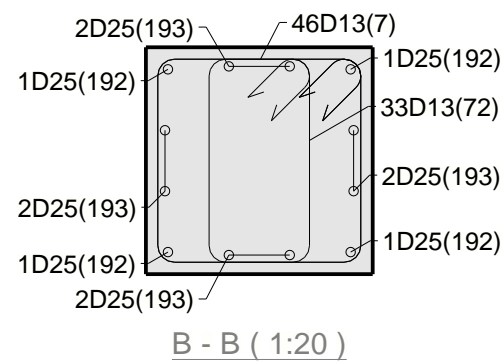
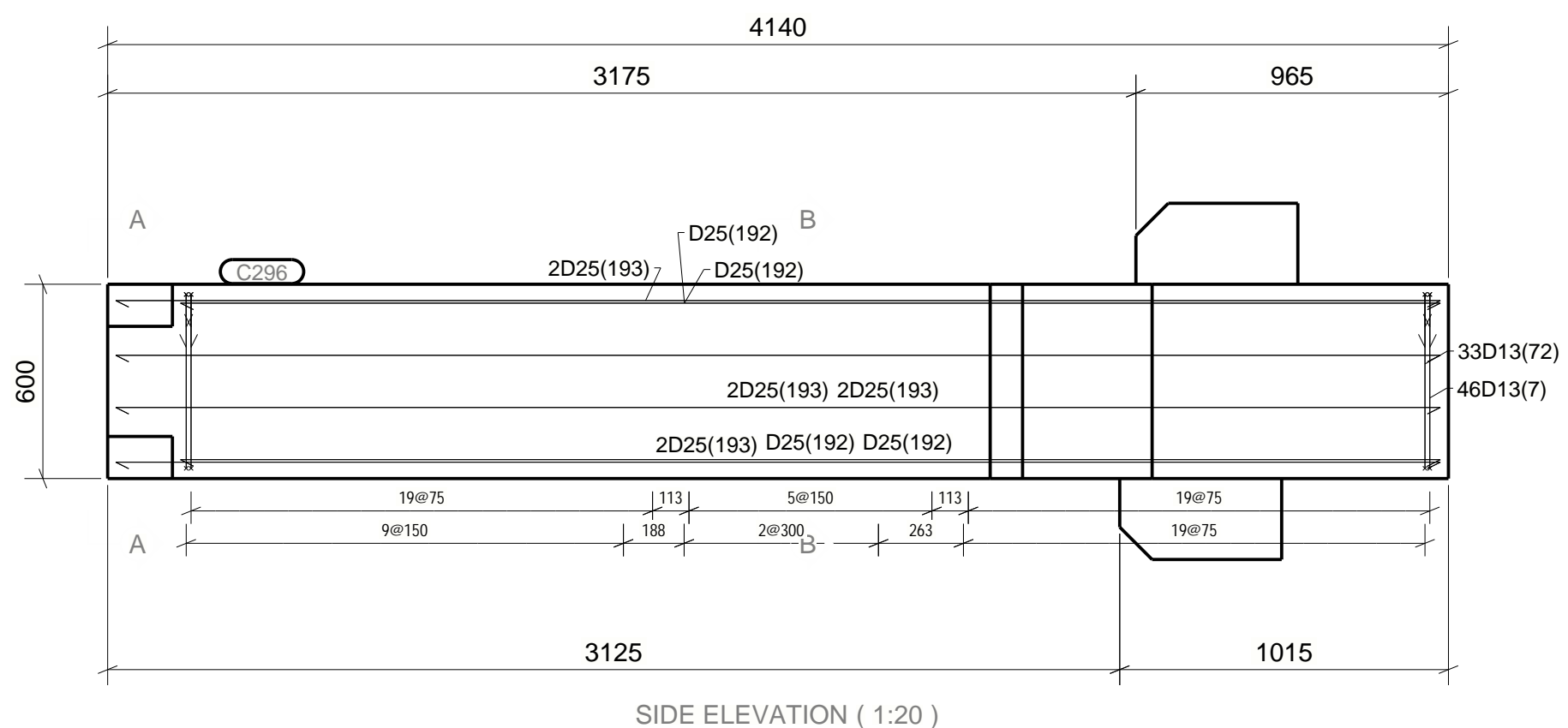
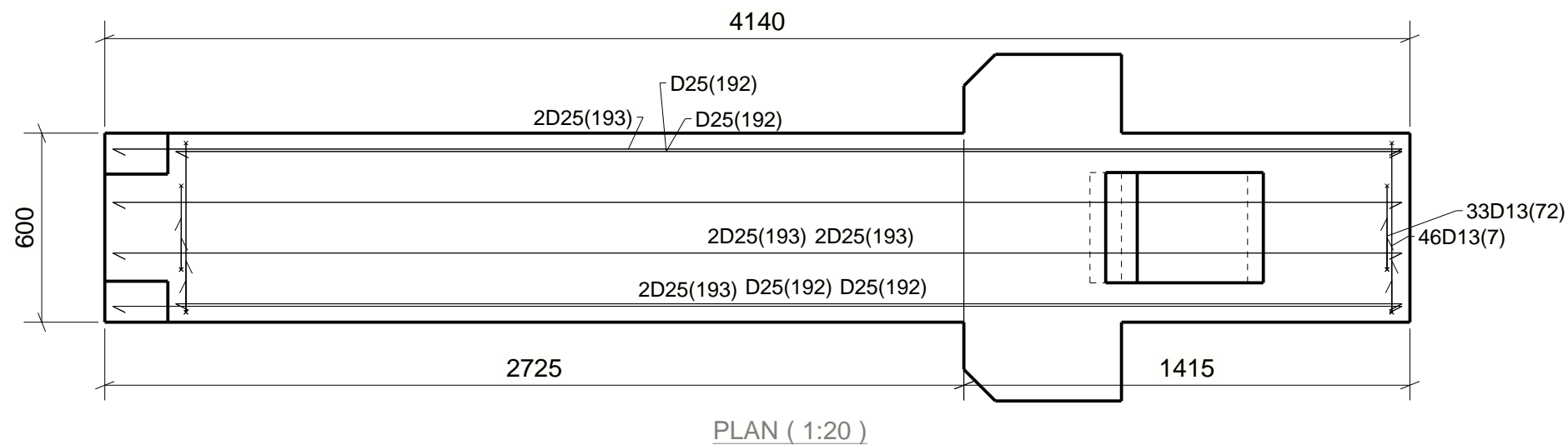
PROJECT :

TITLE :  
Tekla Structures Project Name

PRECASTER :

MODELLED BY	MODEL NAME	Gedung Kanto***
SCALE	1:20 1:15	APPROVED BY
ISSUE DATE		PROJECT ENGINEER
PROJECT NUMBER	TS1000	DESIGN ENGINEER
		DRAWING NUMBER
		C294
		REV.





Element Quantity	2
Element Weight (ton)	4.54
Concrete Volume (m3)	1.70
Concrete Grade	C35
Reinf. Bar 6-13 (kg)	183.8
Reinf. Bar 16-40 (kg)	186.1
Reinforcement (kg)	369.9
Reinforcement (kgm3)	217.0
Strand (kg)	0.0
Mesh (kg)	0.0

Bar Mark	Type	Size	Nos	L	Shape Code	Shape Codes To BS8666: 2005 All Dimension Taken To The Outer Edge					
						Dimensions			Bending Radius		
						A	B	C	D	E	R
7	D	13	46	2450	99						0
72	D	13	33	1910	99						0
192	D	25	4	3890	00	3890					0
193	D	25	8	4090	00	4090					0

REV.	DATE	BY	DESCRIPTION

PROJECT TITLE :

OWNER :

ARCHITECT :

CONSULTANT :

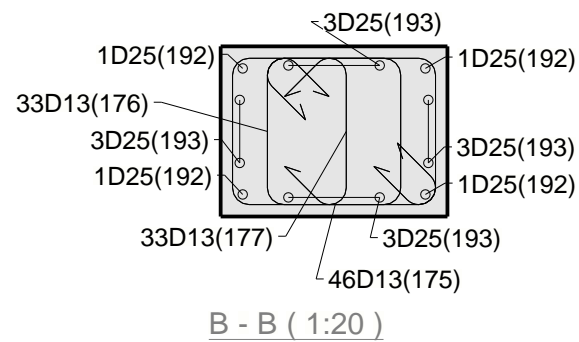
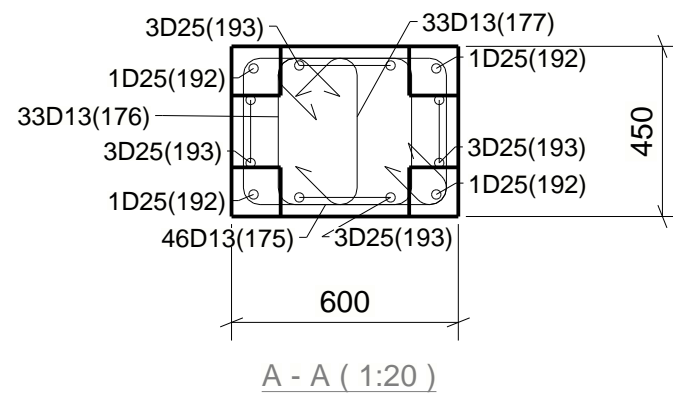
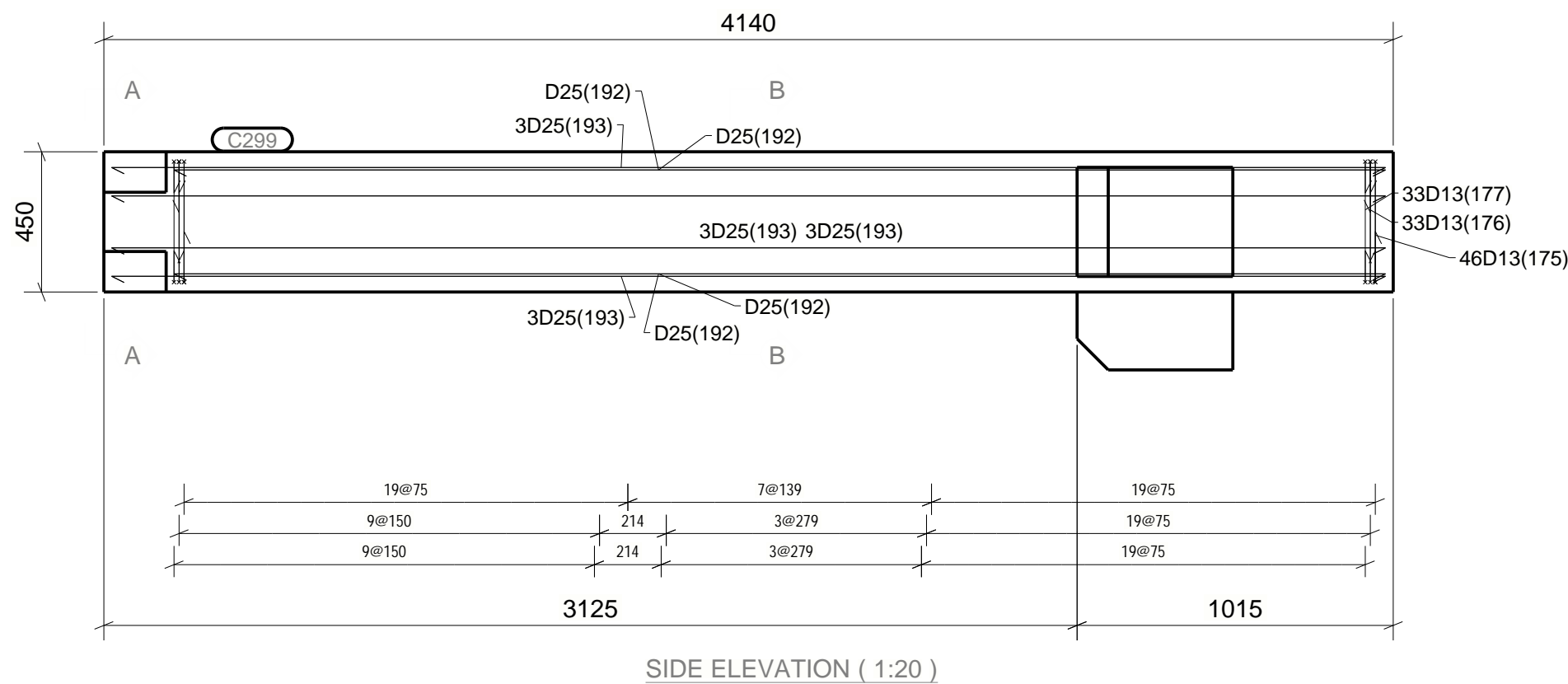
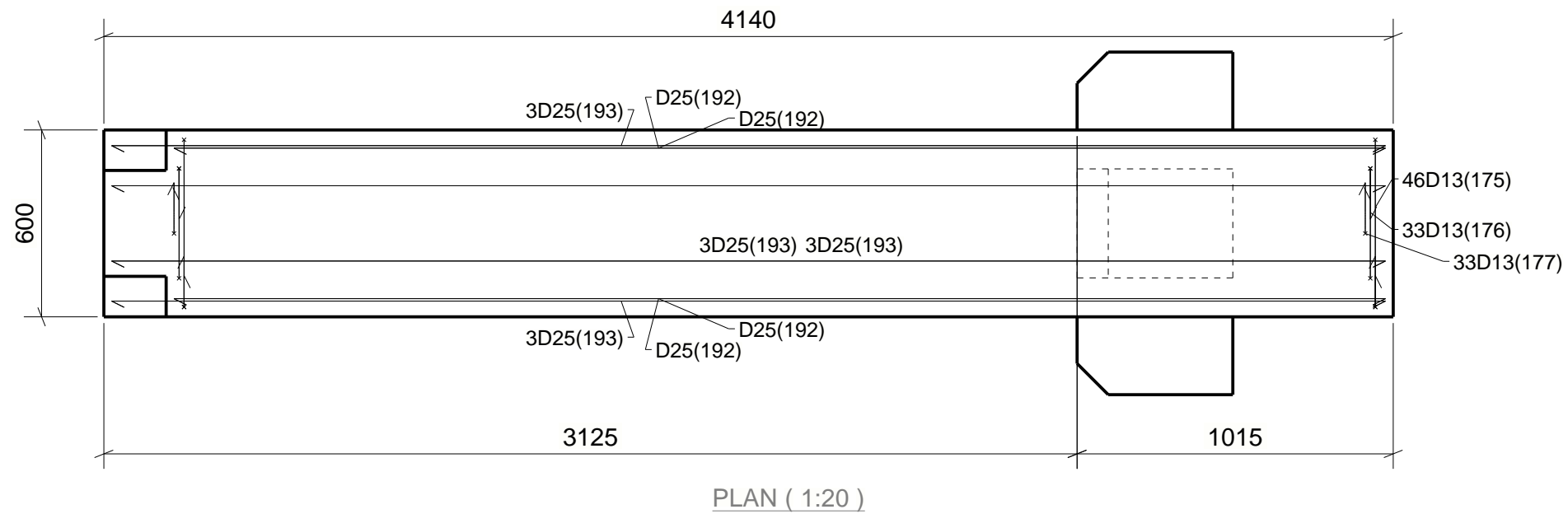
MAIN CONTRACTOR :

PROJECT :

TITLE :  
Tekla Structures Project Name

PRECASTER :

MODELLED BY	MODEL NAME	Gedung Kanto***
SCALE	APPROVED BY	
1:20	PROJECT ENGINEER	
ISSUE DATE	DESIGN ENGINEER	
PROJECT NUMBER	DRAWING NUMBER	REV.
TS1000	C296	



Bar Mark : 175	
shape code 99	
Bar Mark : 176	
shape code 99	
Bar Mark : 177	
shape code 99	
Element Quantity	2
Element Weight (ton)	3.45
Concrete Volume (m3)	1.23
Concrete Grade	C35
Reinf. Bar 6-13 (kg)	191.1
Reinf. Bar 16-40 (kg)	249.1
Reinforcement (kg)	440.2
Reinforcement (kg/m3)	357.8
Strand (kg)	0.0
Mesh (kg)	0.0

BAR BENDING SCHEDULE						Shape Codes To BS8666: 2005 All Dimension Taken To The Outer Edge				
Bar Mark	Type	Size	Nos	L	Shape Code	Dimensions				
						A	B	C	D	ER
175	D	13	46	2150	99					
176	D	13	33	1790	99					
177	D	13	33	750	99					
192	D	25	4	3890	00	3890				
193	D	25	12	4090	00	4090				

REV. DATE BY DESCRIPTION

PROJECT TITLE :

OWNER :

ARCHITECT :

CONSULTANT :

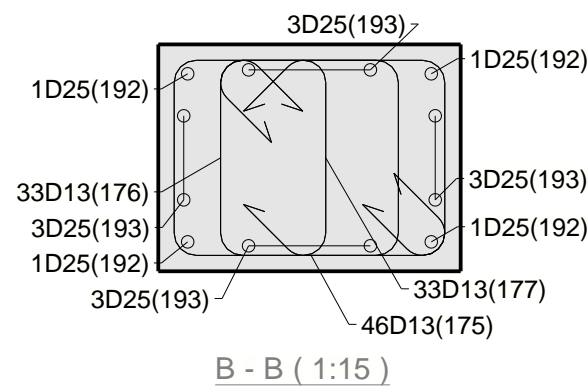
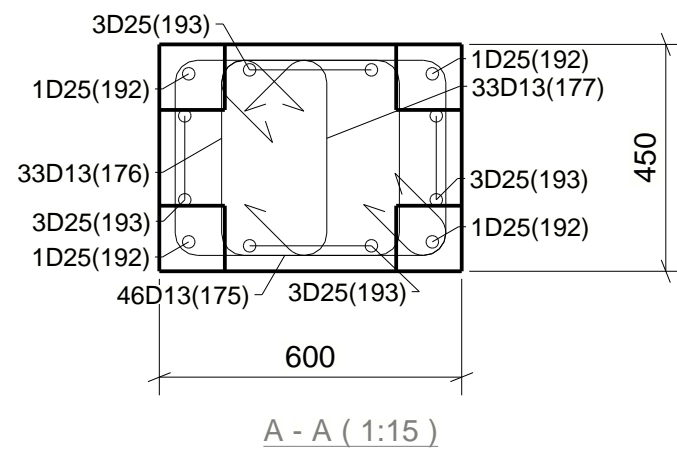
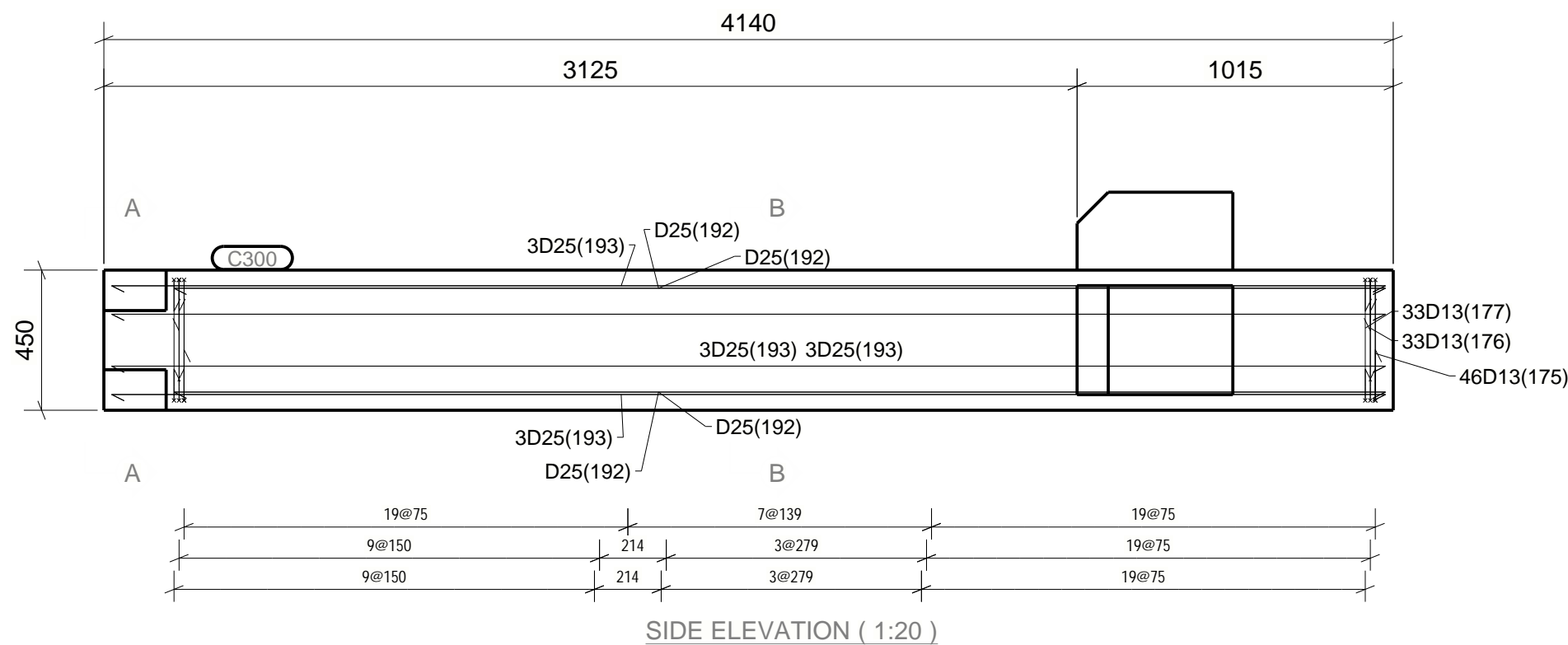
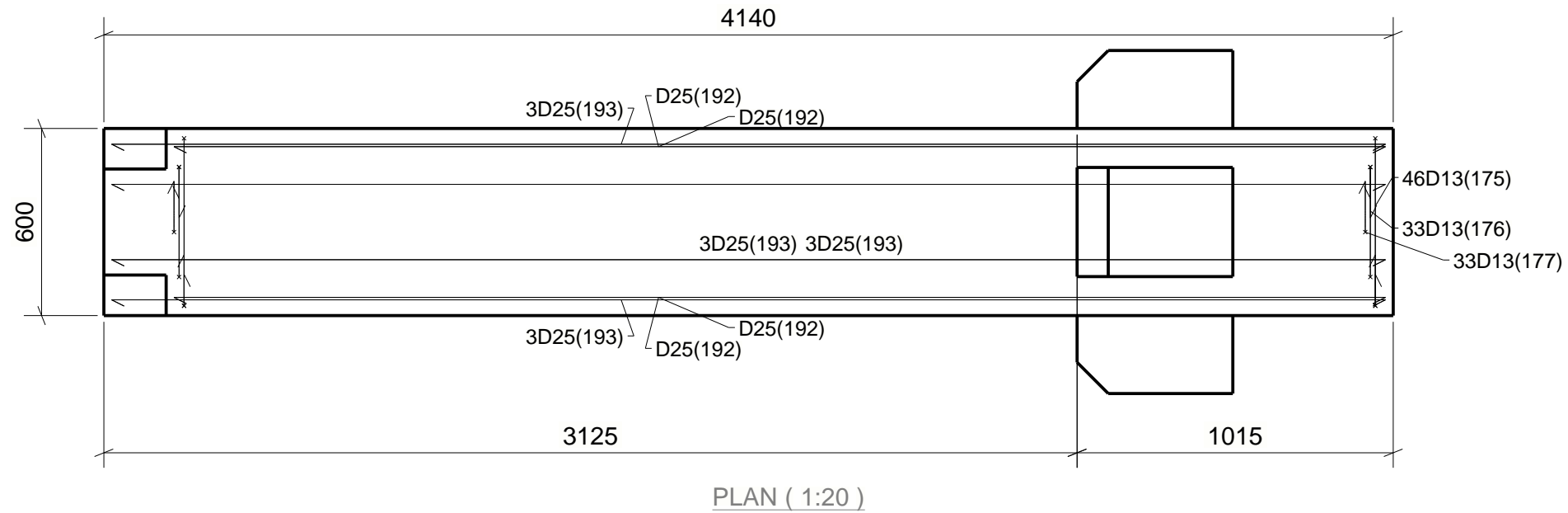
MAIN CONTRACTOR :

PROJECT :

TITLE :  
Tekla Structures Project Name

PRECASTER :

MODELLED BY	MODEL NAME	Gedung Kanto***
APPROVED BY	SCALE	1:20
ISSUE DATE	PROJECT ENGINEER	
PROJECT NUMBER	DESIGN ENGINEER	
TS1000	DRAWING NUMBER	C299
	REV.	



Bar Mark : 175 shape code 99	500 175 400 45° 45°
Bar Mark : 176 shape code 99	400 175 385 45° 45°
Bar Mark : 177 shape code 99	175 400 45° 45°

Element Quantity	3
Element Weight (ton)	3.45
Concrete Volume (m3)	1.23
Concrete Grade	C35
Reinf. Bar 6-13 (kg)	191.1
Reinf. Bar 16-40 (kg)	249.1
Reinforcement (kg)	440.2
Reinforcement (kg/m3)	357.8
Strand (kg)	0.0
Mesh (kg)	0.0

BAR BENDING SCHEDULE						Shape Codes To BS8666: 2005 All Dimension Taken To The Outer Edge				
Bar Mark	Type	Size	Nos	L	Shape Code	Dimensions				
						A	B	C	D	ER
175	D	13	46	2150	99					
176	D	13	33	1790	99					
177	D	13	33	750	99					
192	D	25	4	3890	00	3890				
193	D	25	12	4090	00	4090				

REV. DATE BY DESCRIPTION

PROJECT TITLE :

OWNER :

ARCHITECT :

CONSULTANT :

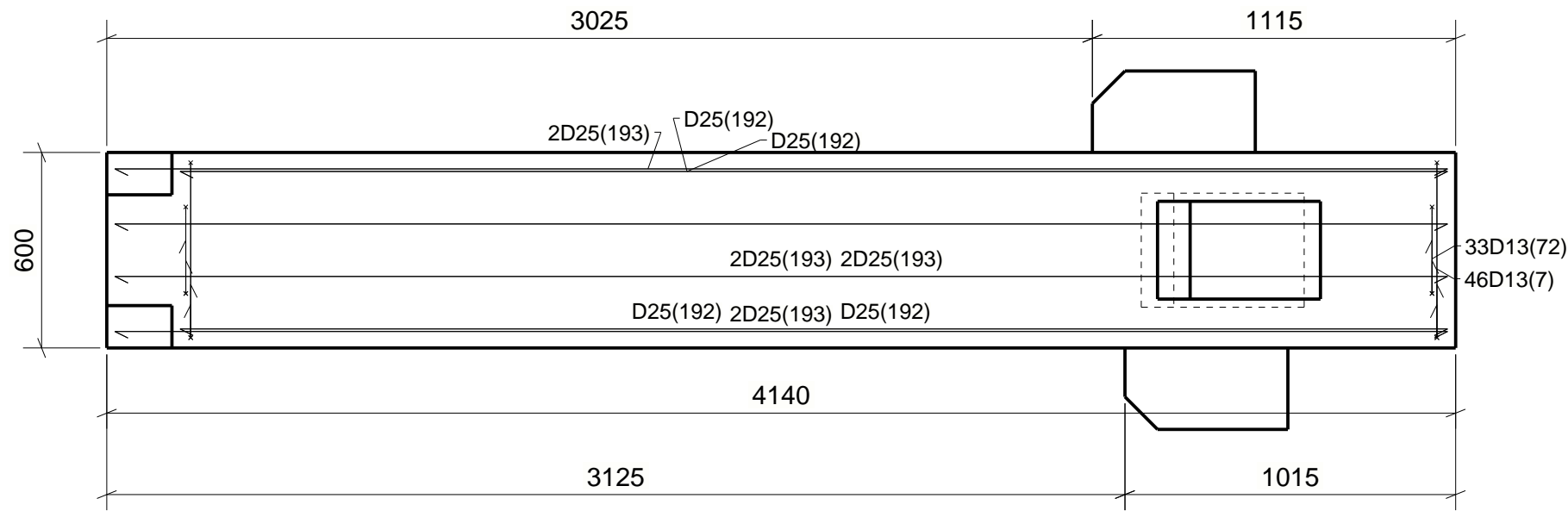
MAIN CONTRACTOR :

PROJECT :

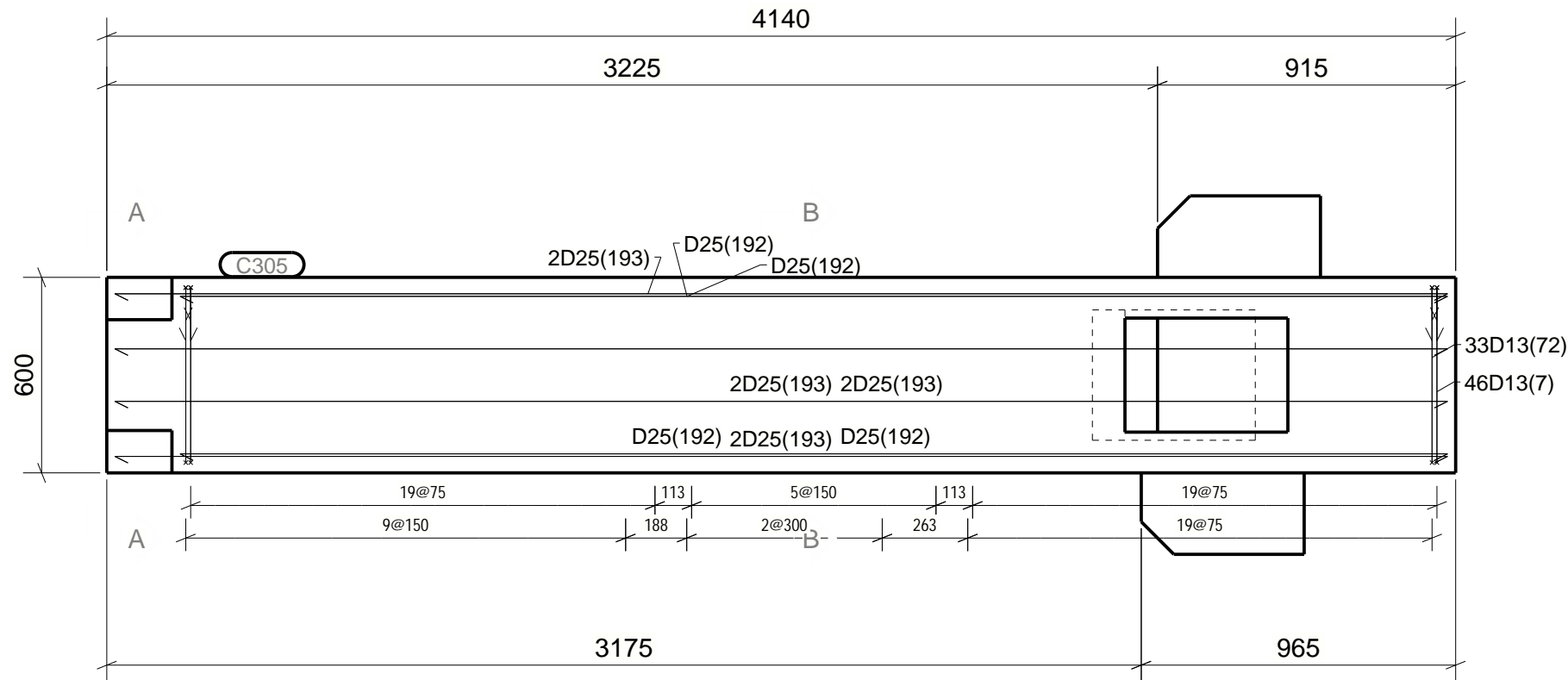
TITLE :  
Tekla Structures Project Name

PRECASTER :

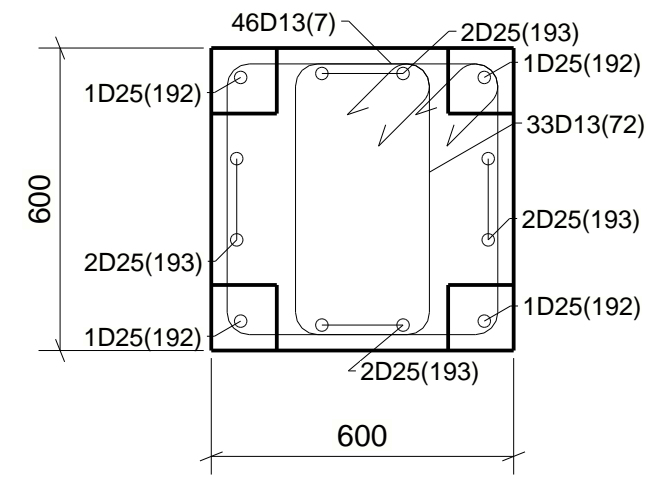
MODELLED BY	MODEL NAME	Gedung Kanto***
APPROVED BY	SCALE	1:20 1:15
ISSUE DATE	PROJECT ENGINEER	
PROJECT NUMBER	DESIGN ENGINEER	
TS1000	DRAWING NUMBER	C300
	REV.	



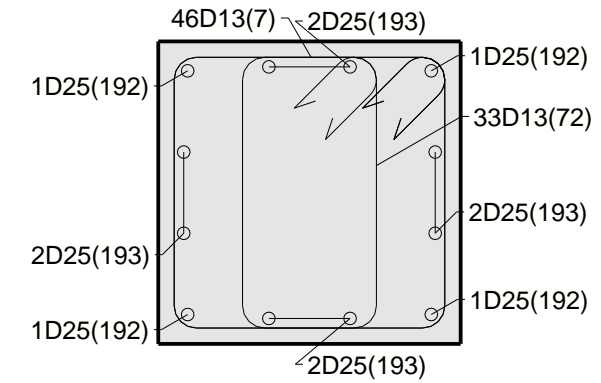
PLAN ( 1:20 )



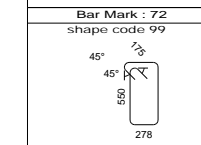
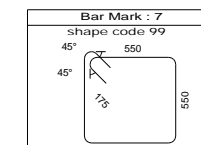
SIDE ELEVATION ( 1:20 )



A - A ( 1:15 )



B - B ( 1:15 )



Element Quantity	1
Element Weight (ton)	4.40
Concrete Volume (m3)	1.64
Concrete Grade	C35
Reinf. Bar 6-13 (kg)	183.8
Reinf. Bar 16-40 (kg)	186.1
Reinforcement (kg)	369.9
Reinforcement (kg/m3)	224.9
Strand (kg)	0.0
Mesh (kg)	0.0

BAR BENDING SCHEDULE						Shape Codes To BS8666: 2005 All Dimension Taken To The Outer Edge				
Bar Mark	Type	Size	Nos	L	Shape Code	Dimensions				
						A	B	C	D	Bending Radius
7	D	13	46	2450	99					
72	D	13	33	1910	99					
192	D	25	4	3890	00	3890				
193	D	25	8	4090	00	4090				

REV. DATE BY DESCRIPTION

PROJECT TITLE :

OWNER :

ARCHITECT :

CONSULTANT :

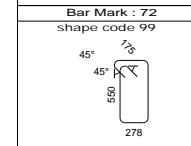
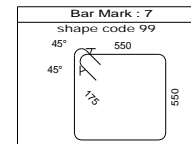
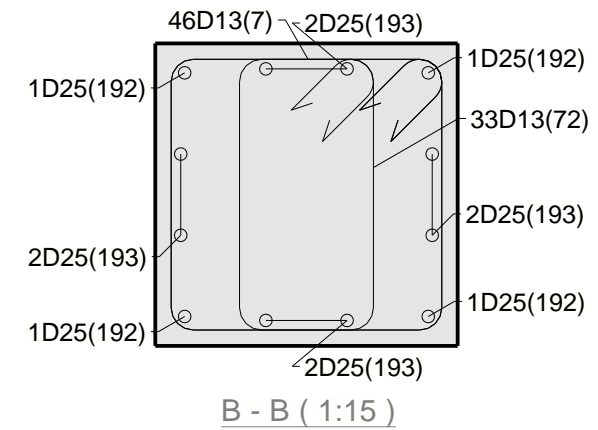
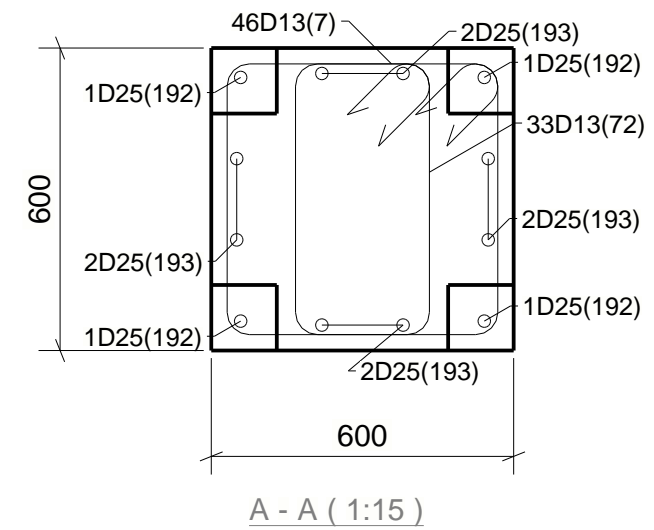
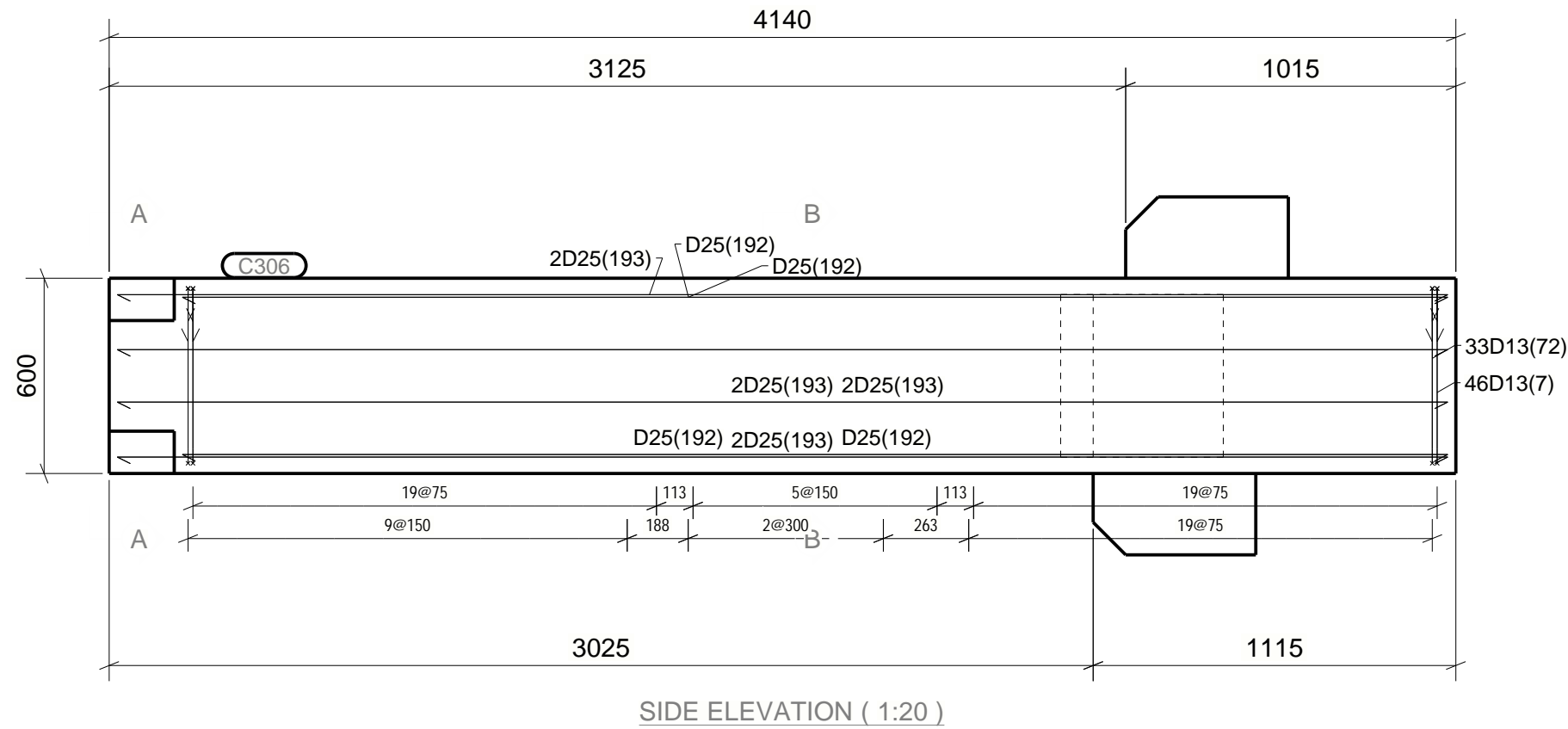
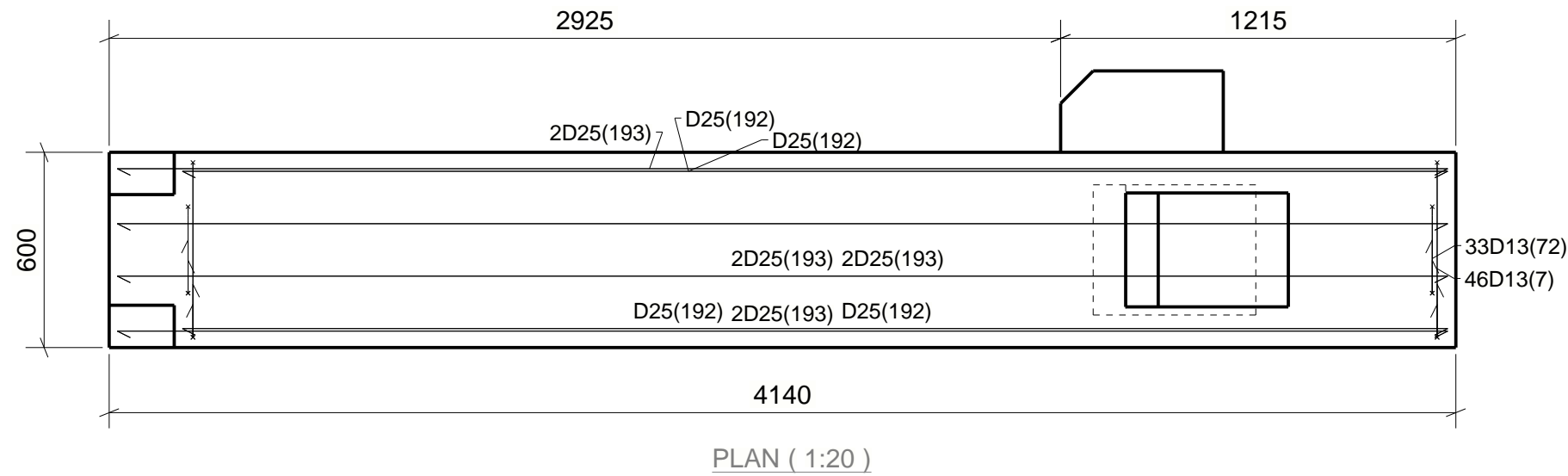
MAIN CONTRACTOR :

PROJECT :

TITLE :  
Tekla Structures Project Name

PRECASTER :

MODELLED BY	MODEL NAME	Gedung Kanto***
SCALE	1:20 1:15	APPROVED BY
ISSUE DATE		PROJECT ENGINEER
PROJECT NUMBER	TS1000	DESIGN ENGINEER
		DRAWING NUMBER
		C305
		REV.



Element Quantity	1
Element Weight (ton)	4.35
Concrete Volume (m3)	1.63
Concrete Grade	C35
Reinf. Bar 6-13 (kg)	183.8
Reinf. Bar 16-40 (kg)	186.1
Reinforcement (kg)	369.9
Reinforcement (kgm3)	227.4
Strand (kg)	0.0
Mesh (kg)	0.0

BAR BENDING SCHEDULE					Shape Codes To BS8666: 2005 All Dimension Taken To The Outer Edge					
Bar Mark	Type	Size	Nos	L	Shape Code	Dimensions				Bending Radius
						A	B	C	D	
7	D	13	46	2450	99					0
72	D	13	33	1910	99					0
192	D	25	4	3890	00	3890				0
193	D	25	8	4090	00	4090				0

REV.	DATE	BY	DESCRIPTION

PROJECT TITLE :

OWNER :

ARCHITECT :

CONSULTANT :

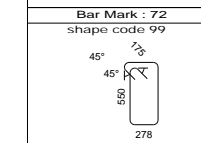
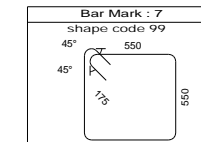
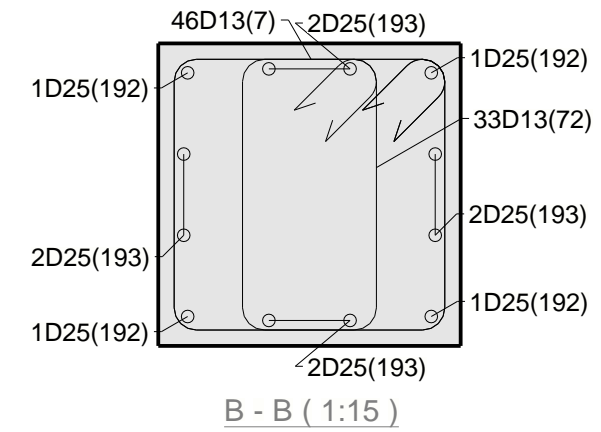
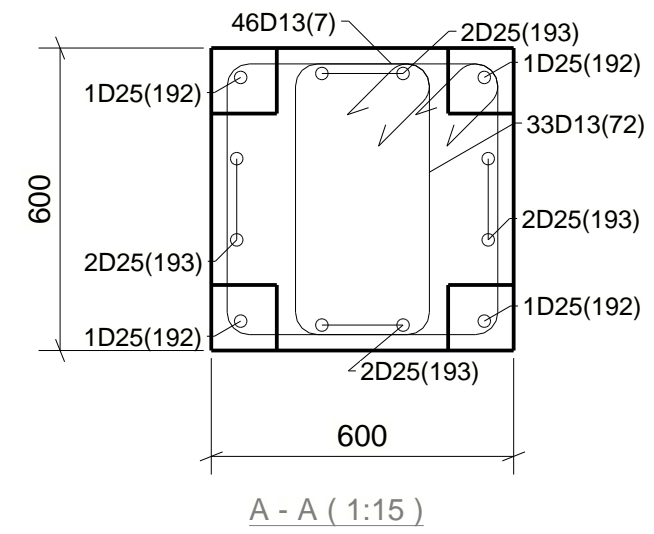
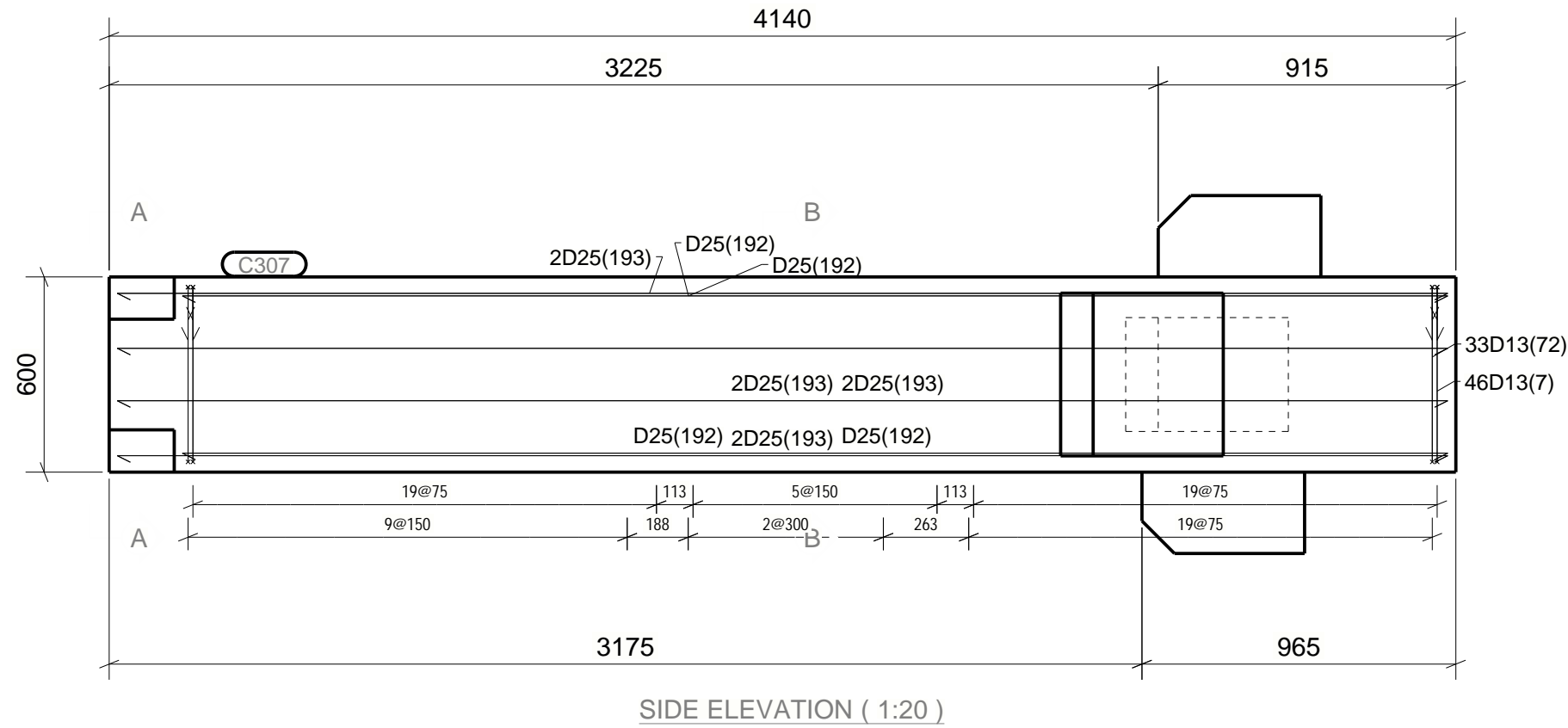
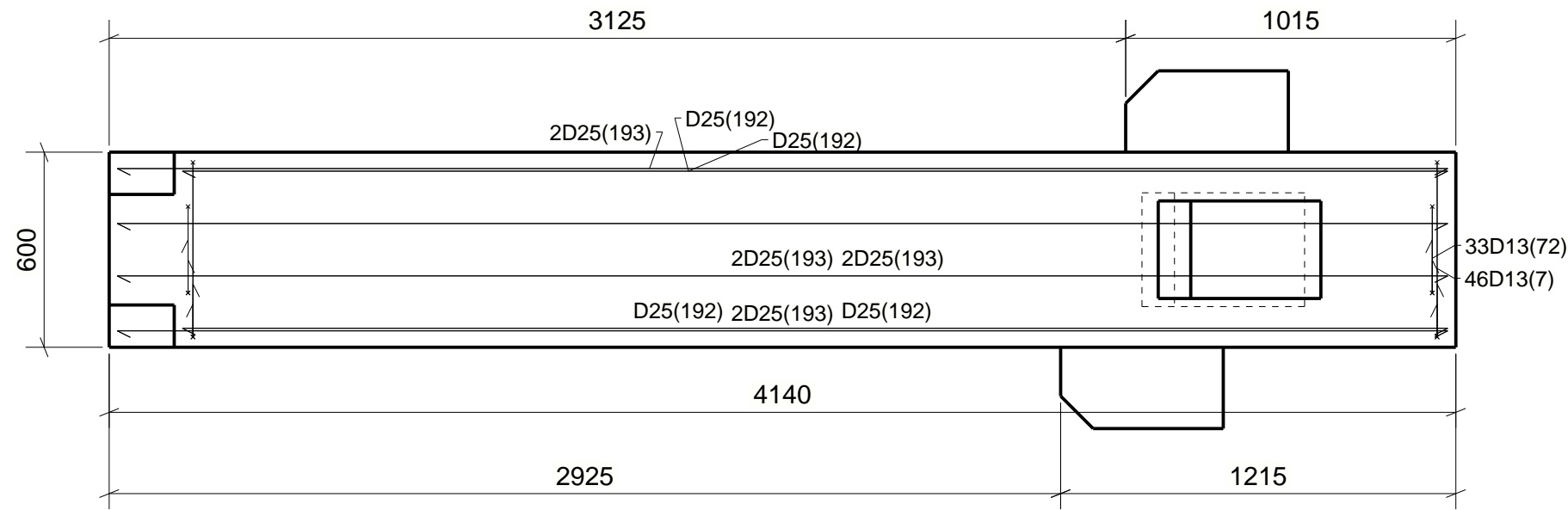
MAIN CONTRACTOR :

PROJECT :

TITLE :  
Tekla Structures Project Name

PRECASTER :

MODELLED BY		MODEL NAME	Gedung Kanto***
APPROVED BY			
SCALE	1:20 1:15		
ISSUE DATE		PROJECT ENGINEER	
		DESIGN ENGINEER	
PROJECT NUMBER	TS1000	DRAWING NUMBER	C306



Element Quantity	2
Element Weight (ton)	4.42
Concrete Volume (m3)	1.66
Concrete Grade	C35
Reinf. Bar 6-13 (kg)	183.8
Reinf. Bar 16-40 (kg)	186.1
Reinforcement (kg)	369.9
Reinforcement (kg/m3)	223.2
Strand (kg)	0.0
Mesh (kg)	0.0

BAR BENDING SCHEDULE						Shape Codes To BS8666: 2005 All Dimension Taken To The Outer Edge				
Bar Mark	Type	Size	Nos	L	Shape Code	Dimensions				
						A	B	C	D	Bending Radius
7	D	13	46	2450	99					0
72	D	13	33	1910	99					0
192	D	25	4	3890	00	3890				0
193	D	25	8	4090	00	4090				0

REV. DATE BY DESCRIPTION

PROJECT TITLE :

OWNER :

ARCHITECT :

CONSULTANT :

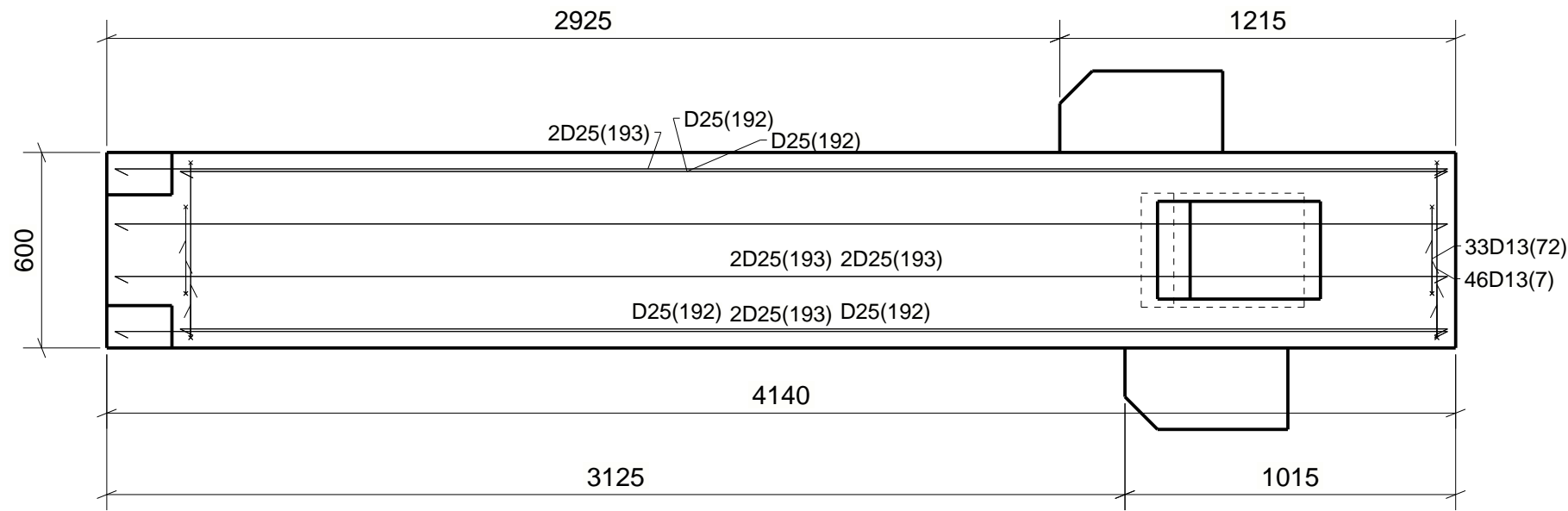
MAIN CONTRACTOR :

PROJECT :

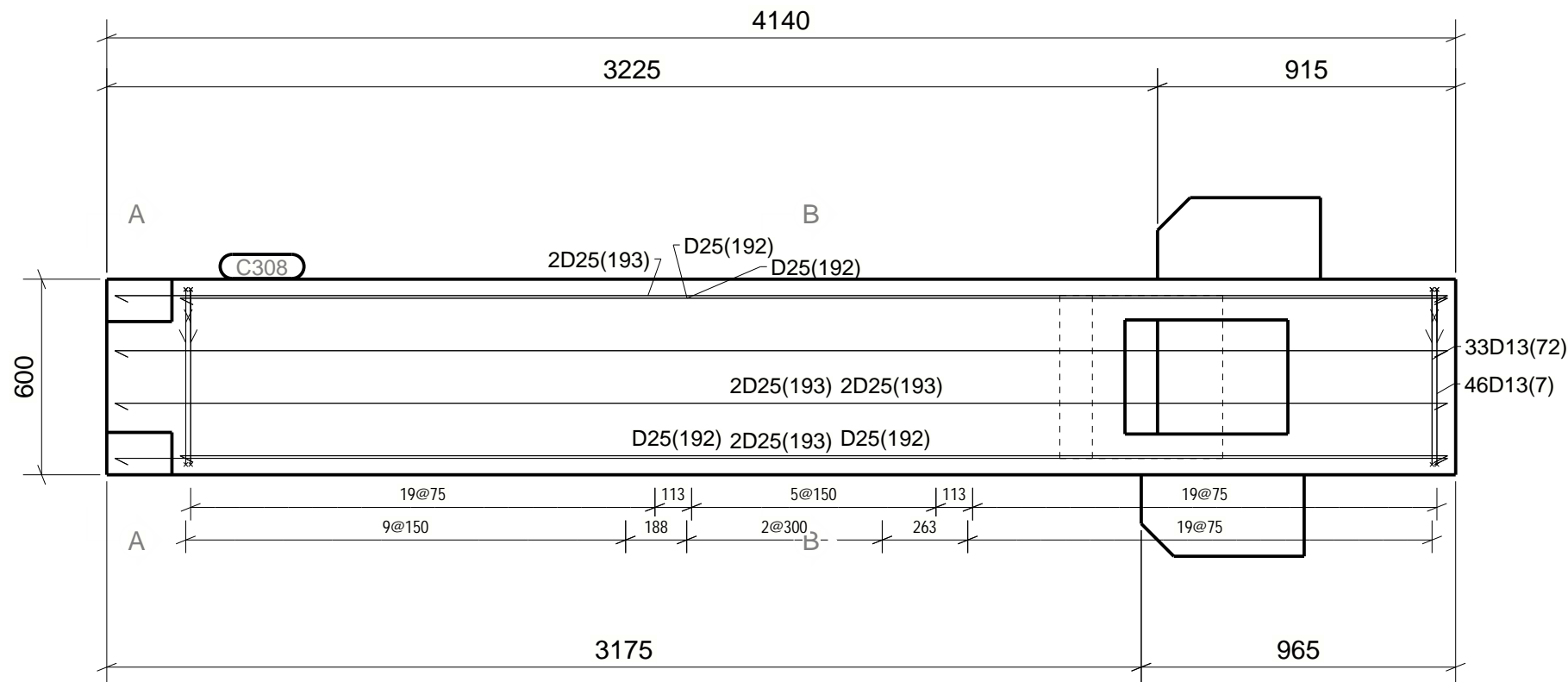
TITLE :  
Tekla Structures Project Name

PRECASTER :

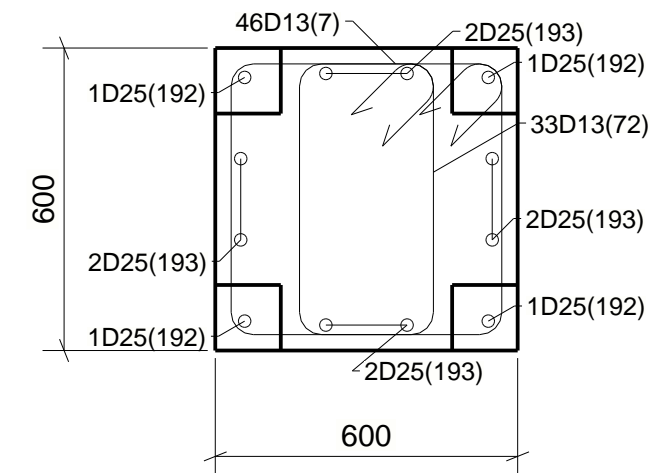
MODELLED BY	MODEL NAME	Gedung Kanto***
SCALE	APPROVED BY	
1:20 1:15	PROJECT ENGINEER	
ISSUE DATE	DESIGN ENGINEER	
PROJECT NUMBER	DRAWING NUMBER	REV.
TS1000	C307	



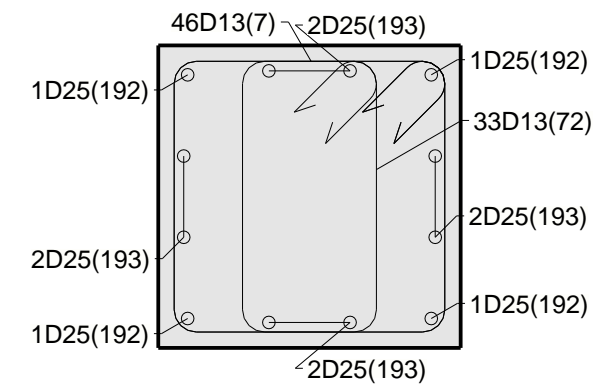
PLAN ( 1:20 )



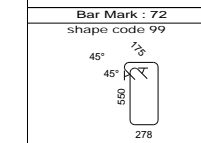
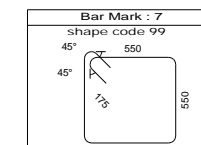
SIDE ELEVATION ( 1:20 )



A - A ( 1:15 )



B - B ( 1:15 )



Element Quantity	1
Element Weight (ton)	4.42
Concrete Volume (m3)	1.66
Concrete Grade	C35
Reinf. Bar 6-13 (kg)	183.8
Reinf. Bar 16-40 (kg)	186.1
Reinforcement (kg)	369.9
Reinforcement (kg/m3)	223.2
Strand (kg)	0.0
Mesh (kg)	0.0

BAR BENDING SCHEDULE						Shape Codes To BS8666: 2005 All Dimension Taken To The Outer Edge					
Bar Mark	Type	Size	Nos	L	Shape Code	Dimensions					
						A	B	C	D	E	Bending Radius
7	D	13	46	2450	99						0
72	D	13	33	1910	99						0
192	D	25	4	3890	00	3890					0
193	D	25	8	4090	00	4090					0

REV. DATE BY DESCRIPTION

PROJECT TITLE :

OWNER :

ARCHITECT :

CONSULTANT :

MAIN CONTRACTOR :

PROJECT :

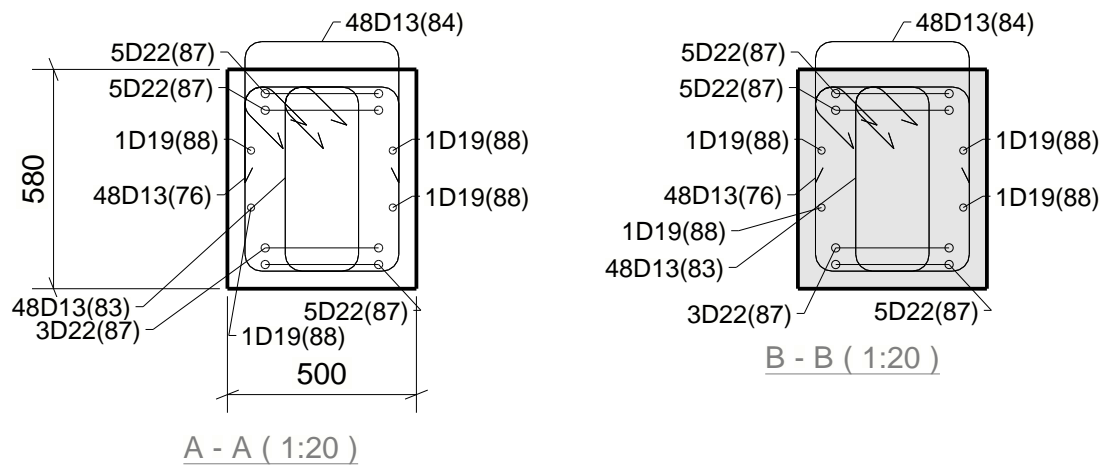
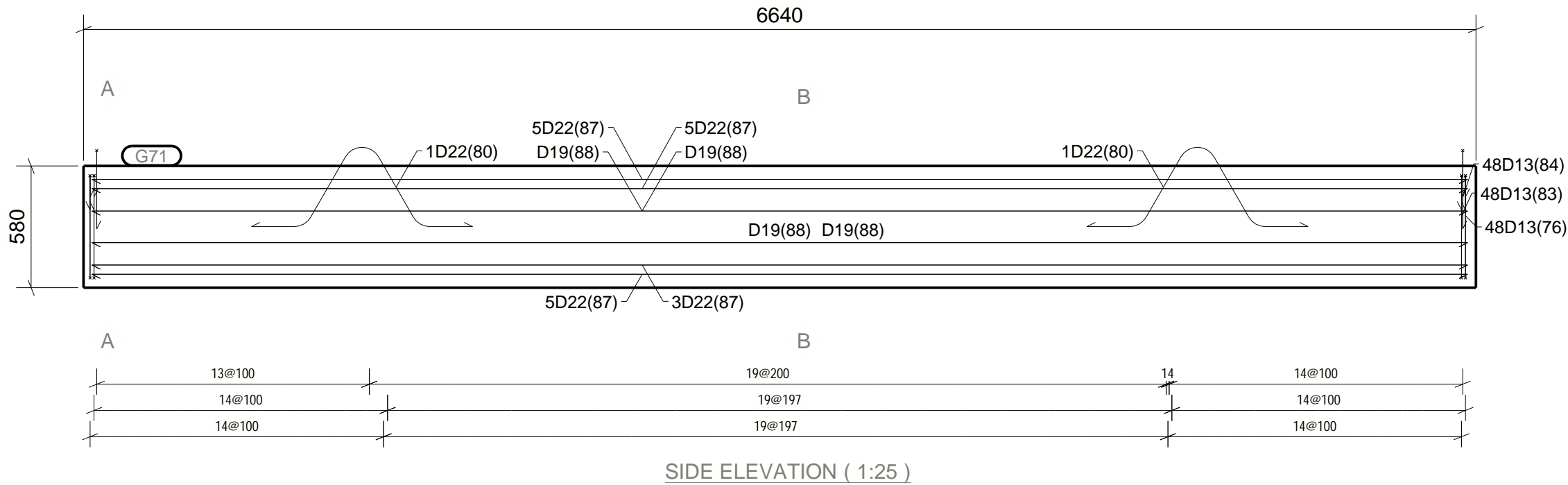
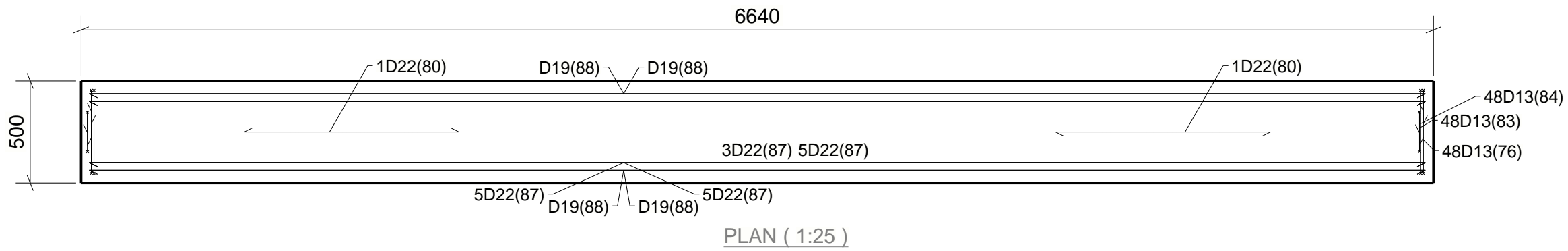
TITLE :  
Tekla Structures Project Name

PRECASTER :

MODELLED BY	MODEL NAME	Gedung Kanto***
APPROVED BY	PROJECT ENGINEER	
ISSUE DATE	DESIGN ENGINEER	
PROJECT NUMBER	DRAWING NUMBER	C.308
TS1000		REV.







Bar Mark : 76 shape code 99	45°	45°	500	420
Bar Mark : 80 shape code 99	120°	60°	60°	262
Bar Mark : 83 shape code 99	45°	45°	500	207

Element Quantity	1
Element Weight (ton)	5.38
Concrete Volume (m3)	1.93
Concrete Grade	C30
Reinf. Bar 6-13 (kg)	244.6
Reinf. Bar 16-40 (kg)	419.4
Reinforcement (kg)	664.0
Reinforcement (kg/m3)	344.8
Strand (kg)	0.0
Mesh (kg)	0.0

BAR BENDING SCHEDULE						Shape Codes To BS8666: 2005 All Dimension Taken To The Outer Edge					
Bar Mark	Type	Size	Nos	L	Shape Code	Dimensions				Bending Radius	
						A	B	C	D		
76	D	13	48	2090	99					0	
80	D	22	2	1450	99					0	
83	D	13	48	1670	99					0	
84	D	13	48	1110	21	380	420	380		0	
87	D	22	18	6560	00	6560				0	
88	D	19	4	6560	00	6560				0	

REV.	DATE	BY	DESCRIPTION

PROJECT TITLE :

OWNER :

ARCHITECT :

CONSULTANT :

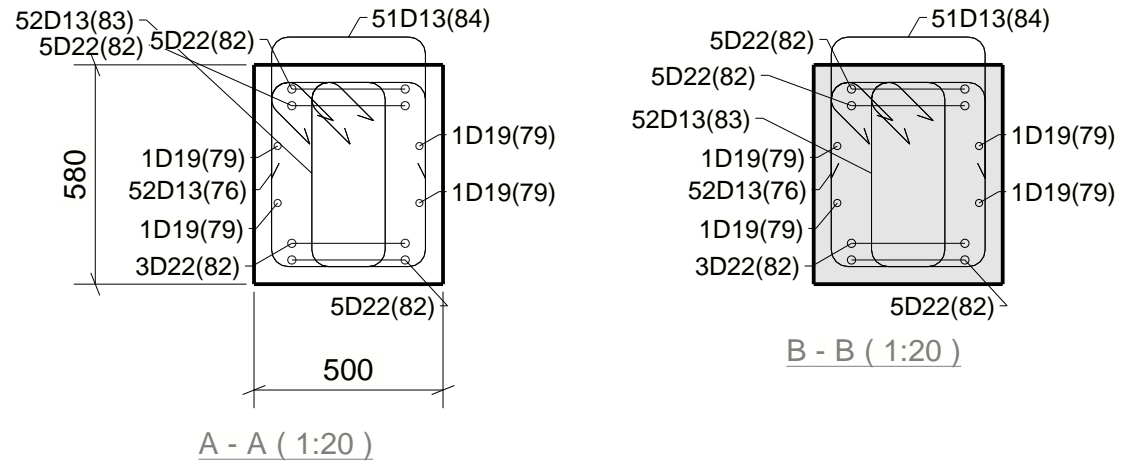
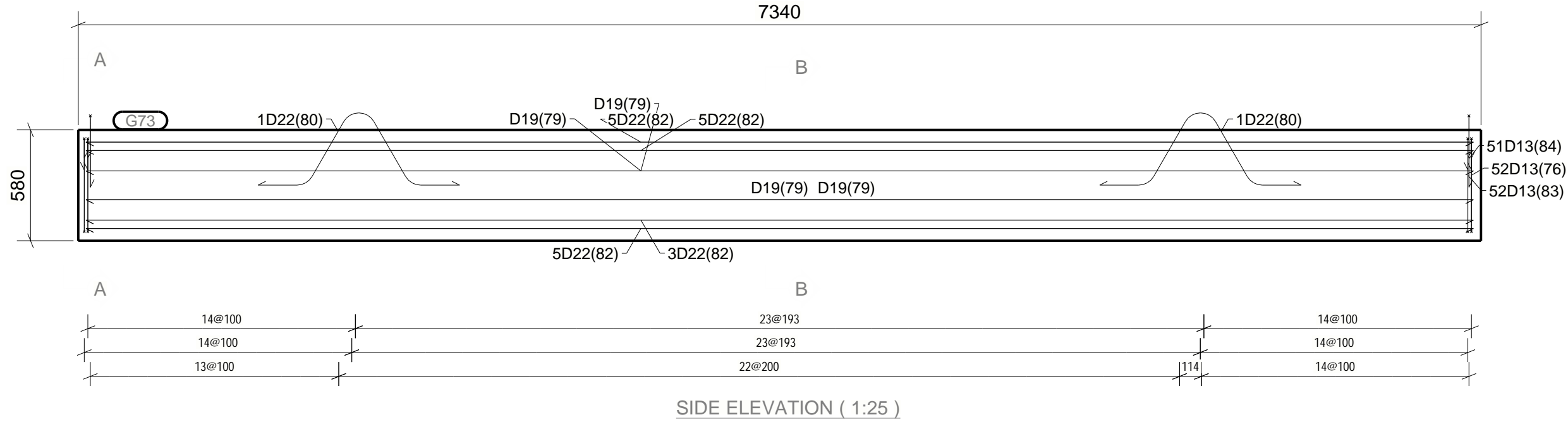
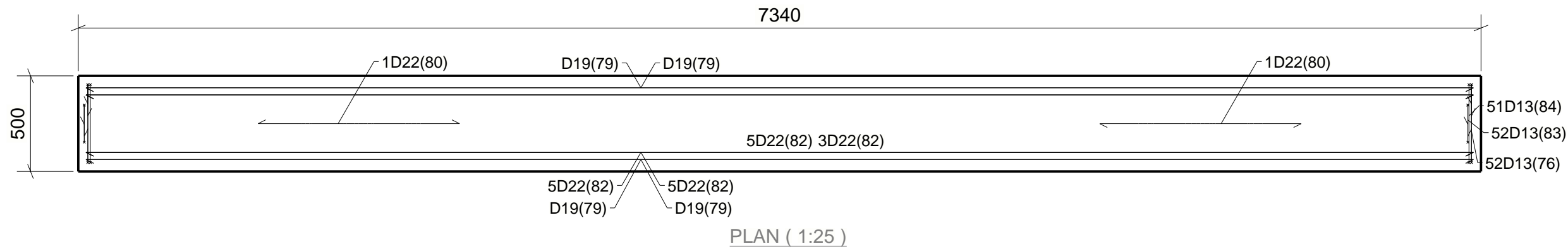
MAIN CONTRACTOR :

PROJECT :

TITLE :  
Tekla Structures Project Name

PRECASTER :

MODELLED BY	MODEL NAME	Gedung Kanto***
APPROVED BY	PROJECT ENGINEER	
ISSUE DATE	DESIGN ENGINEER	
PROJECT NUMBER	DRAWING NUMBER	G71
SCALE		1:25 1:20
REV.		



REV.	DATE	BY	DESCRIPTION

PROJECT TITLE :

OWNER :

ARCHITECT :

CONSULTANT :

MAIN CONTRACTOR :

PROJECT :

TITLE :  
Tekla Structures Project Name

PRECASTER :

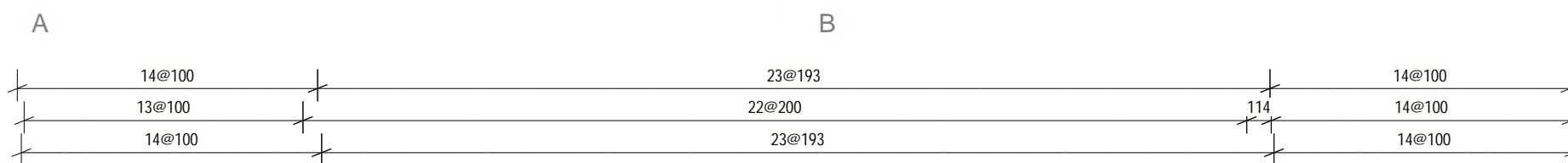
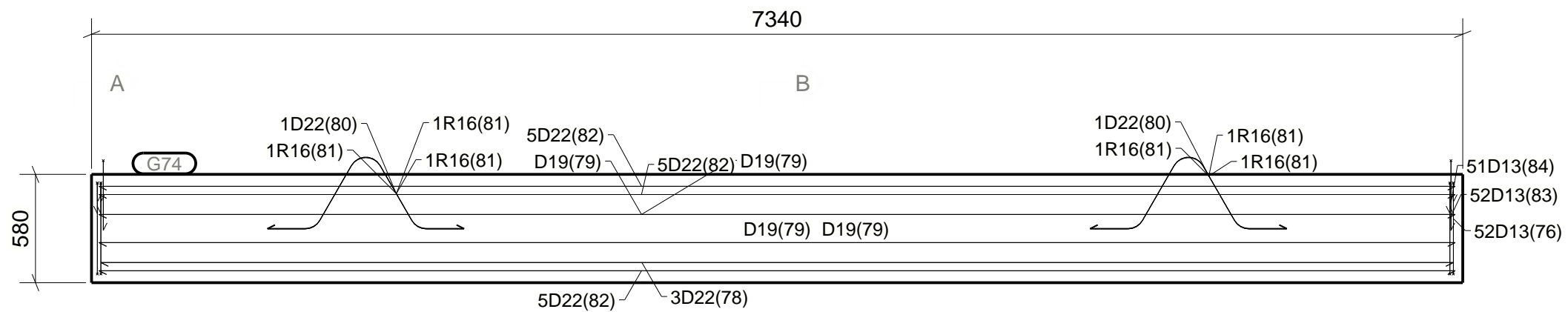
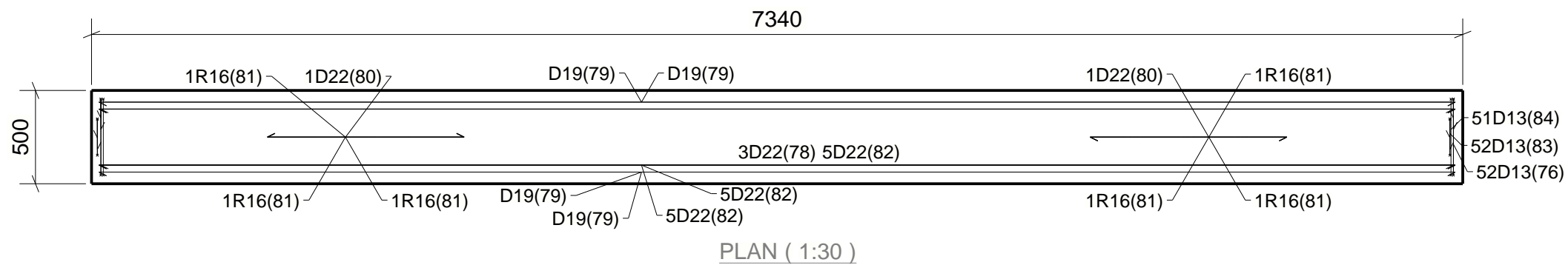
Bar Mark	Type	Size	Nos	L	Shape Code	Bending Radius
76	D	13	52	2090	99	0
79	D	19	4	7260	00	0
80	D	22	2	1450	99	0
82	D	22	18	7260	00	0
83	D	13	52	1670	99	0
84	D	13	51	1110	21	0

BAR BENDING SCHEDULE							Shape Codes To BS8666: 2005 All Dimension Taken To The Outer Edge				
Bar Mark	Type	Size	Nos	L	Shape Code	Dimensions	Bending Radius				
						A	B	C	D	E/R	
76	D	13	52	2090	99					0	
79	D	19	4	7260	00	7260				0	
80	D	22	2	1450	99					0	
82	D	22	18	7260	00	7260				0	
83	D	13	52	1670	99					0	
84	D	13	51	1110	21	380	420	380		0	

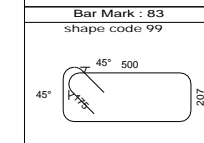
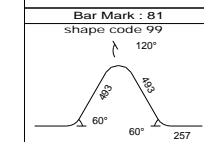
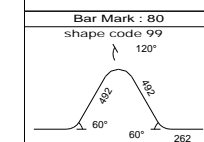
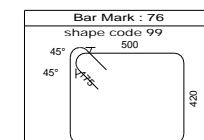
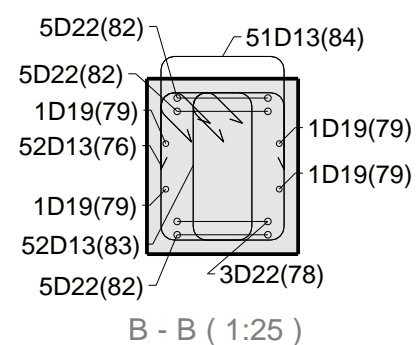
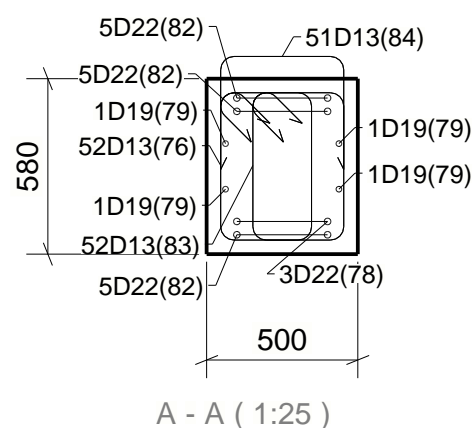
Element Quantity	3
Element Weight (ton)	5.94
Concrete Volume (m3)	2.13
Concrete Grade	C30
Reinf. Bar 6-13 (kg)	263.8
Reinf. Bar 16-40 (kg)	463.3
Reinforcement (kg)	727.0
Reinforcement (kgm3)	341.6
Strand (kg)	0.0
Mesh (kg)	0.0

MODELLED BY		MODEL NAME	Gedung Kanto***
APPROVED BY		PROJECT ENGINEER	
SCALE	1:25 1:20	DESIGN ENGINEER	
ISSUE DATE		DRAWING NUMBER	G73
PROJECT NUMBER	TS1000	REV.	

Tekla structures



SIDE ELEVATION ( 1:30 )



Element Quantity	1
Element Weight (ton)	5.95
Concrete Volume (m3)	2.13
Concrete Grade	C30
Reinf. Bar 6-13 (kg)	263.8
Reinf. Bar 16-40 (kg)	476.9
Reinforcement (kg)	740.6
Reinforcement (kg/m3)	348.0
Strand (kg)	0.0
Mesh (kg)	0.0

REV. DATE BY DESCRIPTION

PROJECT TITLE :

OWNER :

ARCHITECT :

CONSULTANT :

MAIN CONTRACTOR :

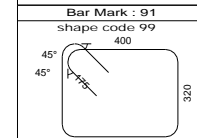
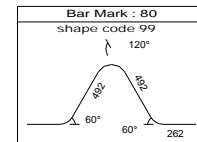
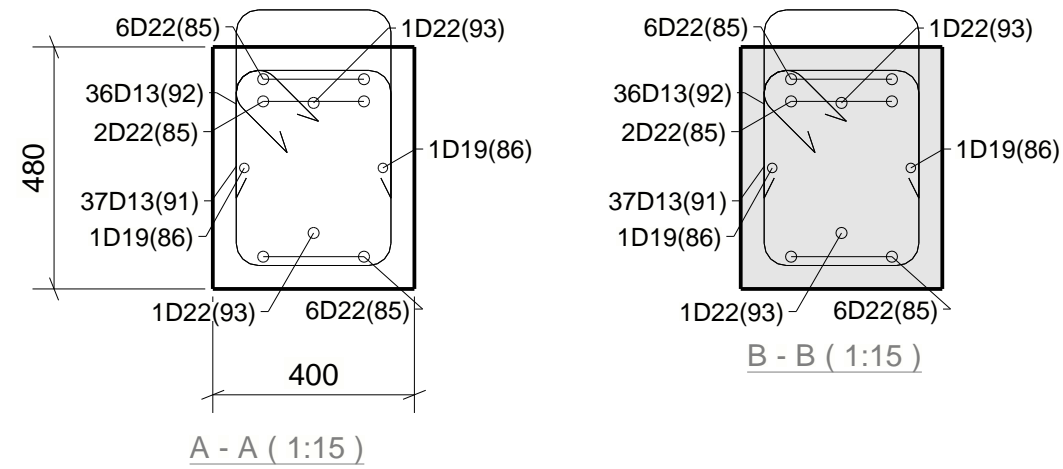
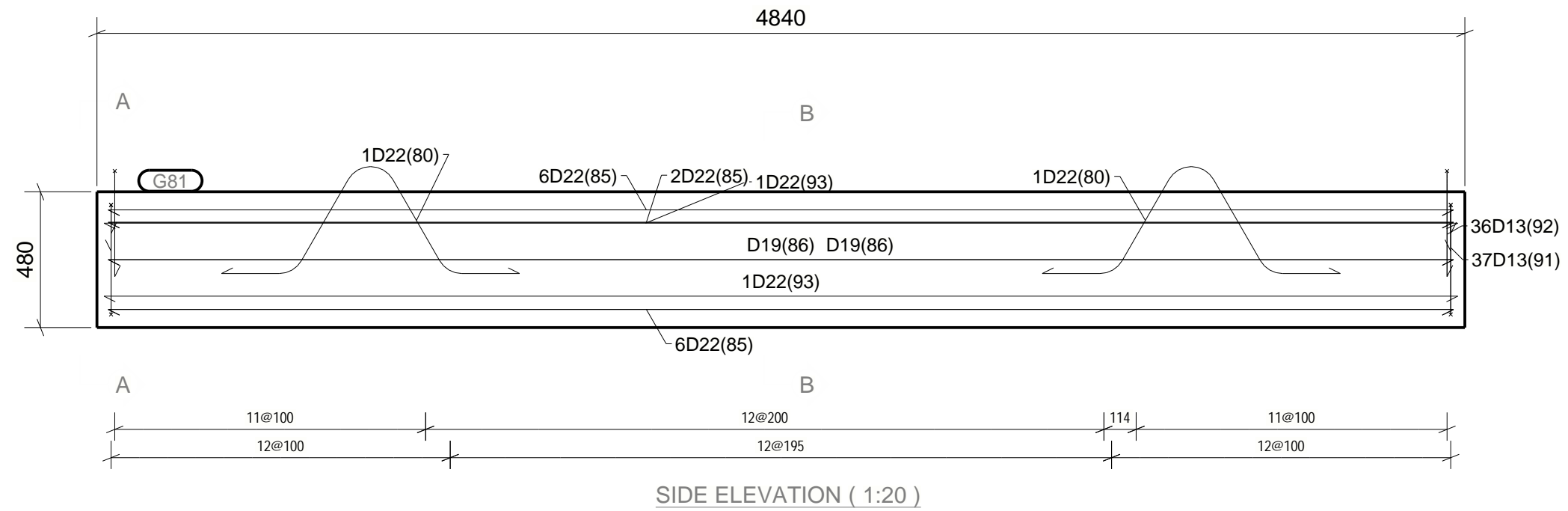
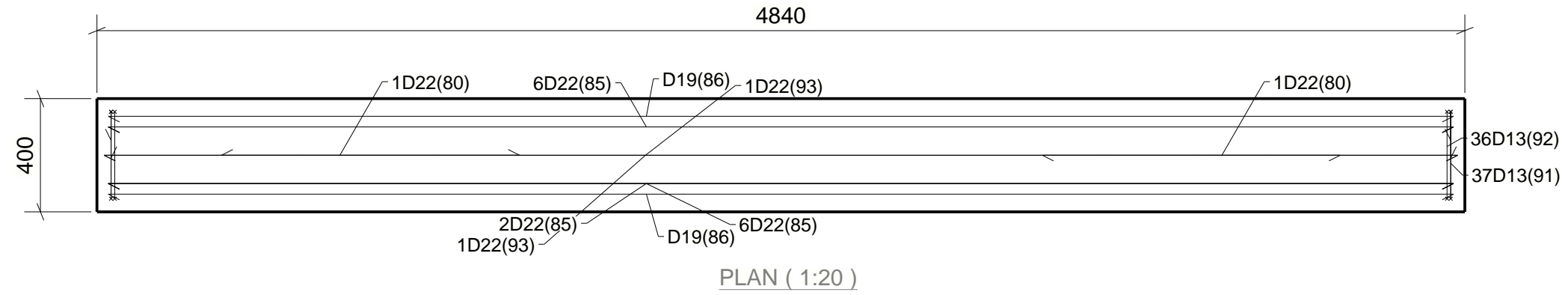
PROJECT :

TITLE :  
Tekla Structures Project Name

PRECASTER :

MODELLED BY	MODEL NAME	Gedung Kanto***
SCALE	APPROVED BY	
ISSUE DATE	PROJECT ENGINEER	
PROJECT NUMBER	DESIGN ENGINEER	
TS1000	DRAWING NUMBER	REV.
G74		

Bar Mark	Type	Size	Nos	L	Shape Code	Dimensions				Bending Radius
						A	B	C	D	
76	D	13	52	2090	99					0
78	D	22	3	7240	00	7240				0
79	D	19	4	7260	00	7260				0
80	D	22	2	1450	99					0
81	R	16	6	1450	99					0
82	D	22	15	7260	00	7260				0
83	D	13	52	1670	99					0
84	D	13	51	1110	21	380	420	380		0



Element Quantity	1
Element Weight (ton)	2.64
Concrete Volume (m3)	0.93
Concrete Grade	C30
Reinf. Bar 6-13 (kg)	103.6
Reinf. Bar 16-40 (kg)	257.3
Reinforcement (kg)	360.9
Reinforcement (kgm3)	388.4
Strand (kg)	0.0
Mesh (kg)	0.0

Bar Mark	Type	Size	Nos	L	Shape Code	Shape Codes To BS8666: 2005 All Dimension Taken To The Outer Edge					
						A	B	C	D	E/R	Bending Radius
80	D	22	2	1450	99						O
85	D	22	14	4760	00	4760					O
86	D	19	2	4760	00	4760					O
91	D	13	37	1690	99						O
92	D	13	36	1010	21	380	320	380			O
93	D	22	2	4790	00	4790					O

REV.	DATE	BY	DESCRIPTION

PROJECT TITLE :

OWNER :

ARCHITECT :

CONSULTANT :

MAIN CONTRACTOR :

PROJECT :

TITLE :  
Tekla Structures Project Name

PRECASTER :

MODELLED BY

SCALE 1:20 1:15

ISSUE DATE

PROJECT NUMBER TS1000

MODEL NAME Gedung Kanto\*\*\*

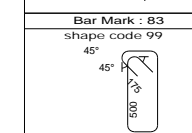
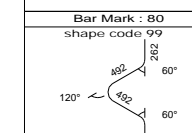
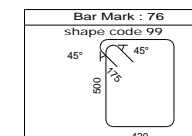
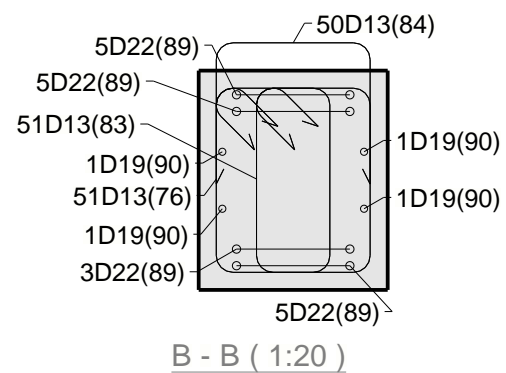
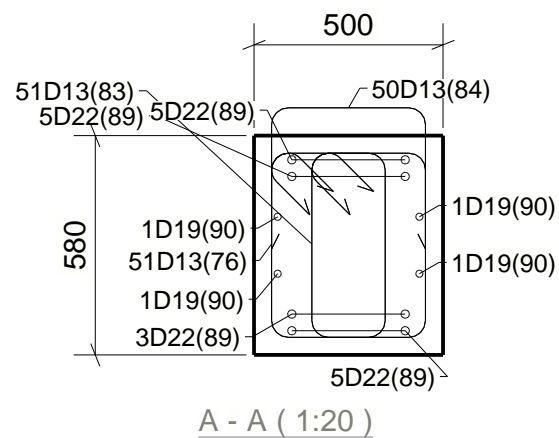
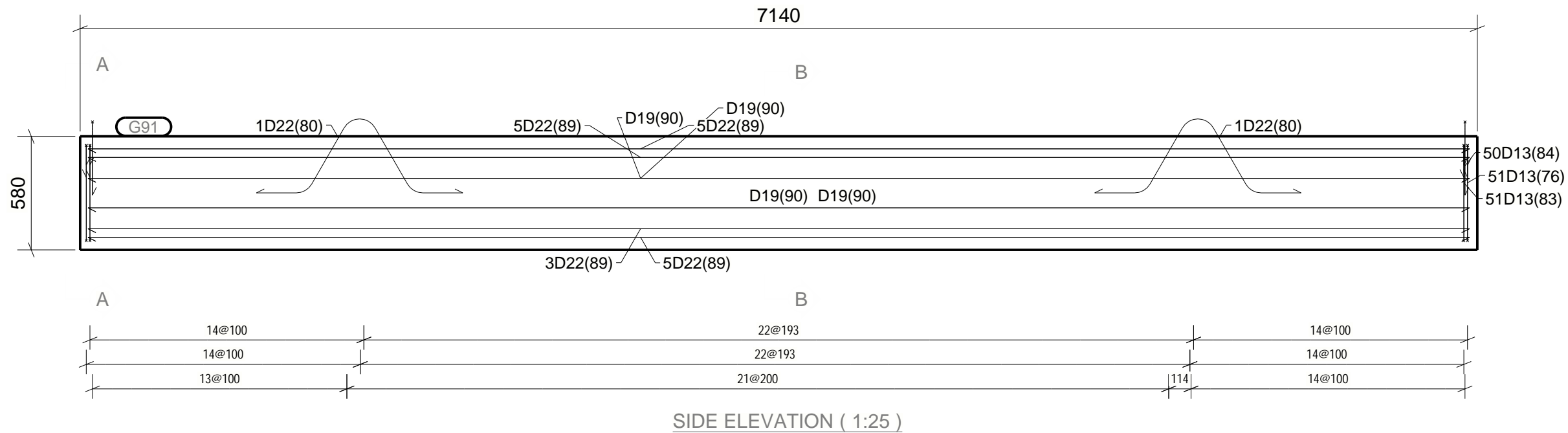
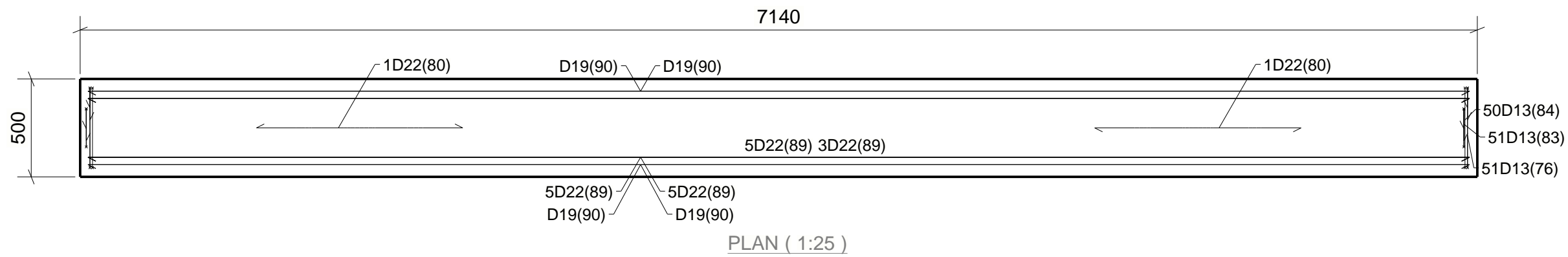
APPROVED BY

PROJECT ENGINEER

DESIGN ENGINEER

DRAWING NUMBER G81

REV.



Element Quantity	2
Element Weight (ton)	5.78
Concrete Volume (m3)	2.07
Concrete Grade	C30
Reinf. Bar 6-13 (kg)	258.7
Reinf. Bar 16-40 (kg)	450.7
Reinforcement (kg)	709.4
Reinforcement (kgm3)	342.6
Strand (kg)	0.0
Mesh (kg)	0.0

Bar Mark	Type	Size	Nos	L	Shape Code	Dimensions				Bending Radius
						A	B	C	ER	
76	D	13	51	2090	99					0
80	D	22	2	1450	99					0
83	D	13	51	1670	99					0
84	D	13	50	1110	21	380	420	380		0
89	D	22	18	7060	00	7060				0
90	D	19	4	7060	00	7060				0

REV. DATE BY DESCRIPTION

PROJECT TITLE :

OWNER :

ARCHITECT :

CONSULTANT :

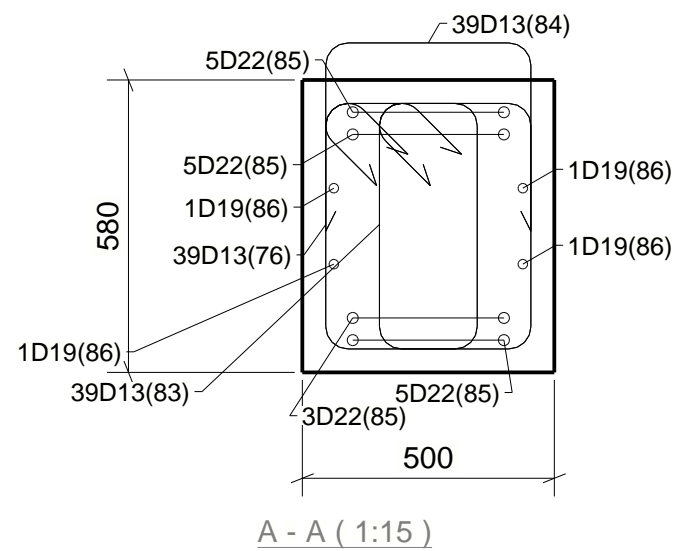
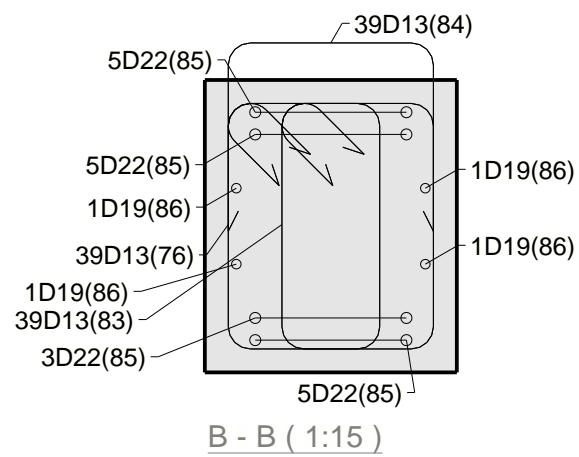
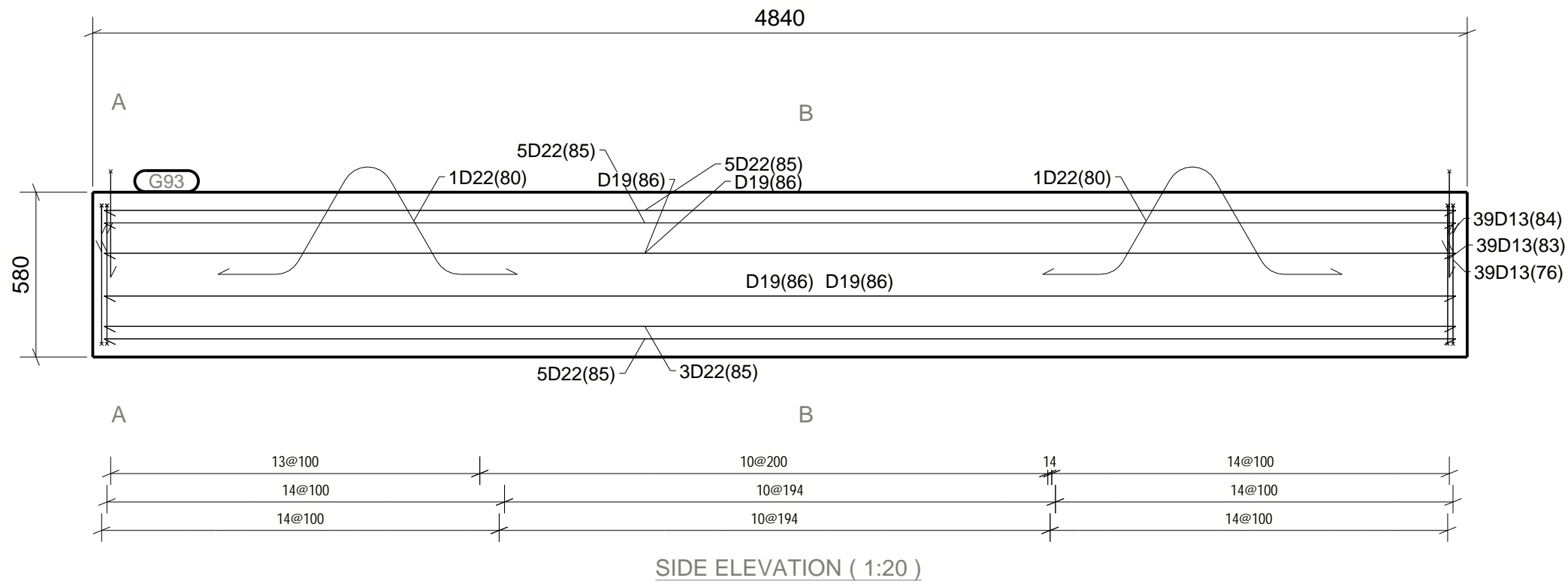
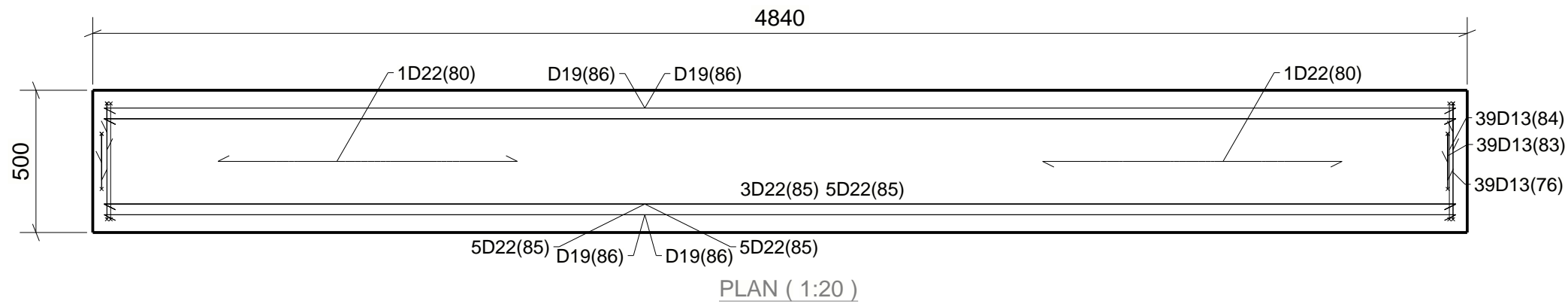
MAIN CONTRACTOR :

PROJECT :

TITLE :  
Tekla Structures Project Name

PRECASTER :

MODELLED BY	MODEL NAME	Gedung Kanto***
APPROVED BY	PROJECT ENGINEER	
ISSUE DATE	DESIGN ENGINEER	
PROJECT NUMBER	DRAWING NUMBER	REV.
TS1000	G91	



Bar Mark : 76	
shape code 99	500
45° 45° 420	
Bar Mark : 80	
shape code 99	120°
60° 60° 262	
Bar Mark : 83	
shape code 99	500
45° 207	
Element Quantity	2
Element Weight (ton)	3.94
Concrete Volume (m3)	1.40
Concrete Grade	C30
Reinf. Bar 6-13 (kg)	198.7
Reinf. Bar 16-40 (kg)	306.7
Reinforcement (kg)	505.4
Reinforcement (kg/m3)	360.1
Strand (kg)	0.0
Mesh (kg)	0.0

BAR BENDING SCHEDULE							Shape Codes To BS8666: 2005 All Dimension Taken To The Outer Edge				
Bar Mark	Type	Size	Nos	L	Shape Code	Dimensions					
						A	B	C	D	ER	
76	D	13	39	2090	99					0	
80	D	22	2	1450	99					0	
83	D	13	39	1670	99					0	
84	D	13	39	1110	21	380	420	380		0	
85	D	22	18	4760	00					0	
86	D	19	4	4760	00	4760				0	

REV. DATE BY DESCRIPTION

PROJECT TITLE :

OWNER :

ARCHITECT :

CONSULTANT :

MAIN CONTRACTOR :

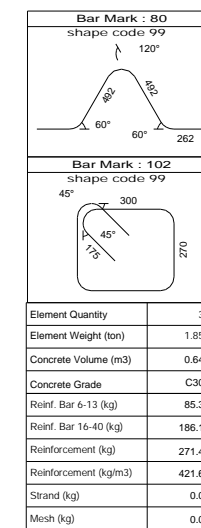
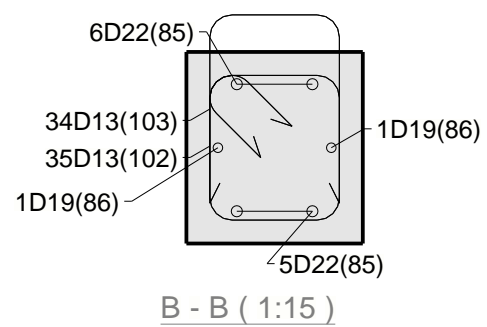
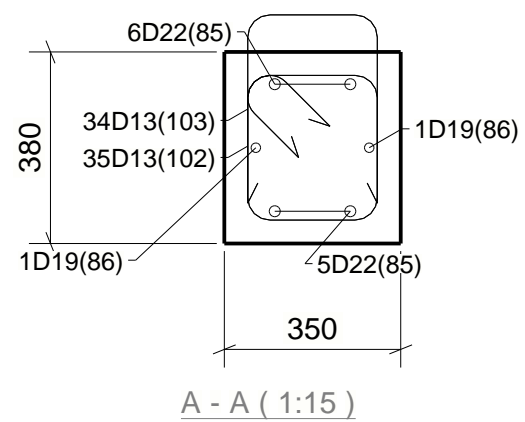
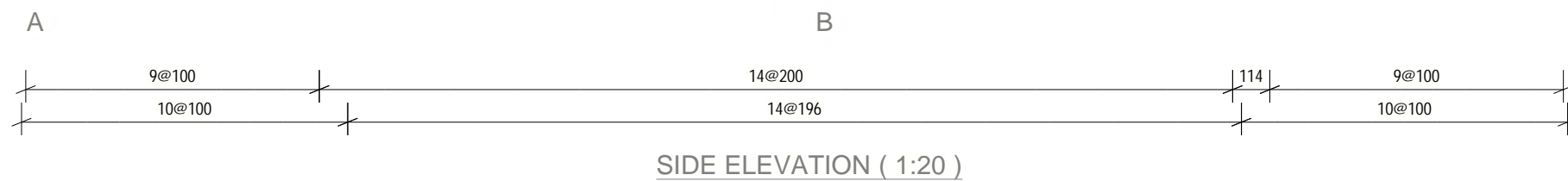
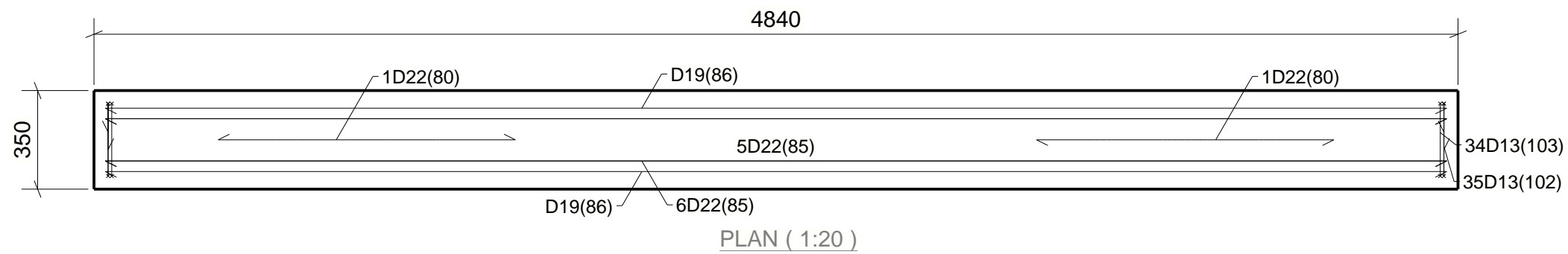
PROJECT :

TITLE :

Tekla Structures Project Name

PRECASTER :

MODELLED BY	MODEL NAME	Gedung Kanto***
APPROVED BY	PROJECT ENGINEER	
ISSUE DATE	DESIGN ENGINEER	
PROJECT NUMBER	DRAWING NUMBER	REV.
TS1000	G93	



BAR BENDING SCHEDULE							Shape Codes To BS8666: 2005 All Dimension Taken To The Outer Edge					
Bar Mark	Type	Size	Nos	L	Shape Code	Dimensions				Bending Radius		
						A	B	C	D			
80	D	22	2	1450	99					0		
85	D	22	11	4760	00	4760				0		
86	D	19	2	4760	00	4760				0		
102	D	13	35	1390	99					0		
103	D	13	34	960	21	380	270	380		0		

REV.	DATE	BY	DESCRIPTION

PROJECT TITLE :

OWNER :

ARCHITECT :

CONSULTANT :

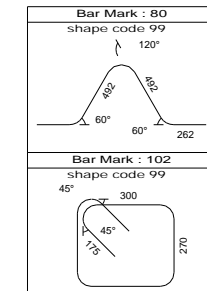
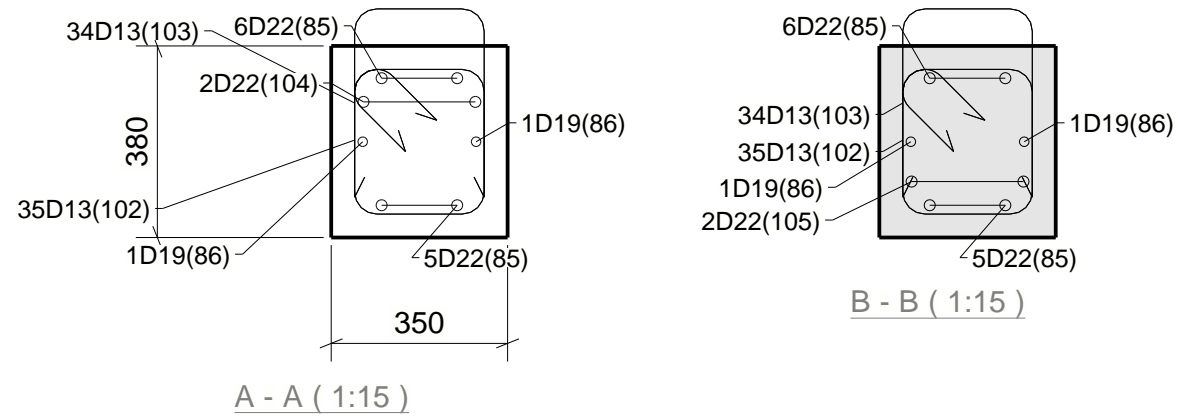
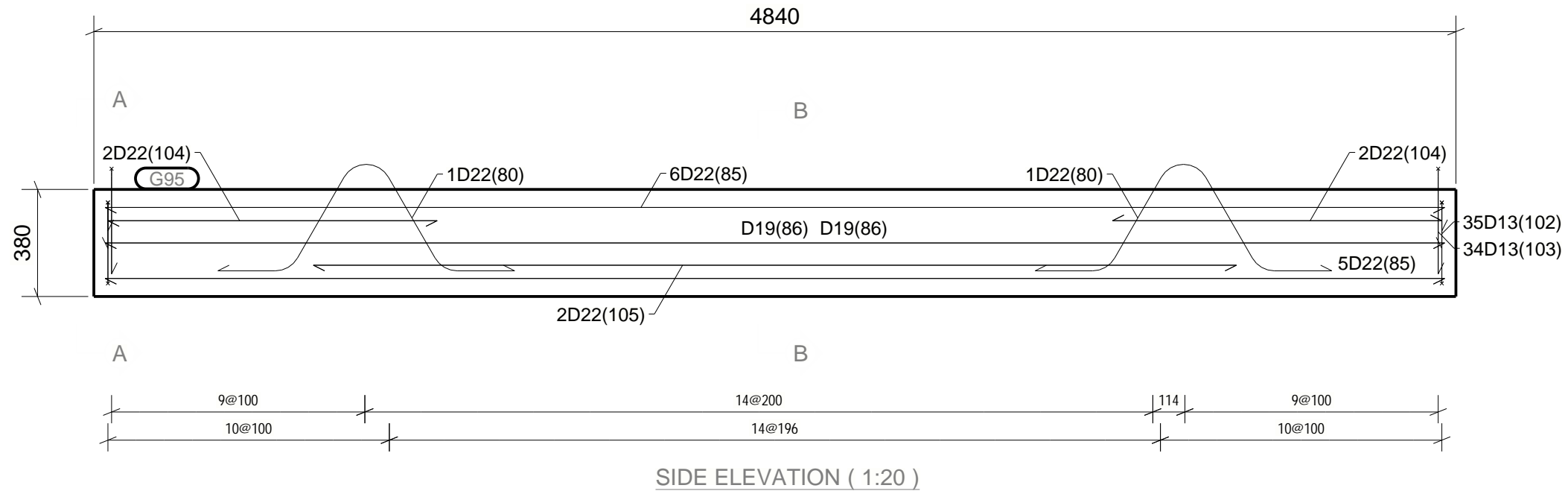
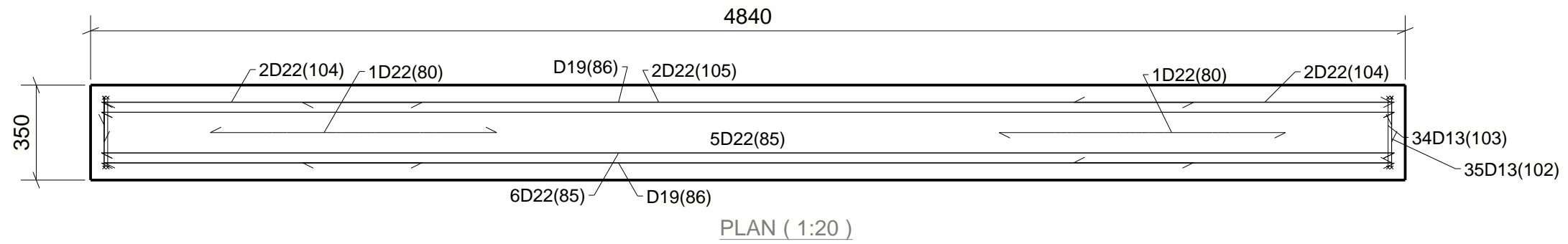
MAIN CONTRACTOR :

PROJECT :

TITLE :  
Tekla Structures Project Name

PRECASTER :

MODELLED BY	MODEL NAME	Gedung Kanto***
APPROVED BY	SCALE	1:20 1:15
ISSUE DATE	PROJECT ENGINEER	DESIGN ENGINEER
PROJECT NUMBER	DRAWING NUMBER	REV.
TS1000	G94	



Element Quantity	1
Element Weight (ton)	1.88
Concrete Volume (m3)	0.64
Concrete Grade	C30
Reinf. Bar 6-13 (kg)	85.3
Reinf. Bar 16-40 (kg)	219.6
Reinforcement (kg)	304.9
Reinforcement (kgm3)	473.7
Strand (kg)	0.0
Mesh (kg)	0.0

Bar Mark	Type	Size	Nos	L	Shape Code	Dimensions					Bending Radius
						A	B	C	D	SR	
80	D	22	2	1450	99					0	
85	D	22	11	4760	00	4760				0	
86	D	19	2	4760	00	4760				0	
102	D	13	35	1390	99					0	
103	D	13	34	960	21	380	270	380		0	
104	D	22	4	1170	00	1170				0	
105	D	22	2	3280	00	3280				0	

REV. DATE BY DESCRIPTION

PROJECT TITLE :

OWNER :

ARCHITECT :

CONSULTANT :

MAIN CONTRACTOR :

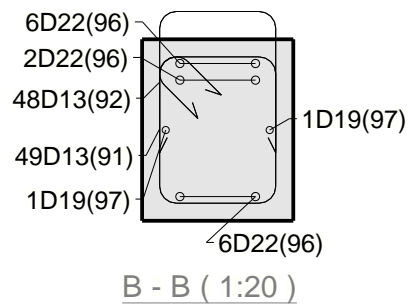
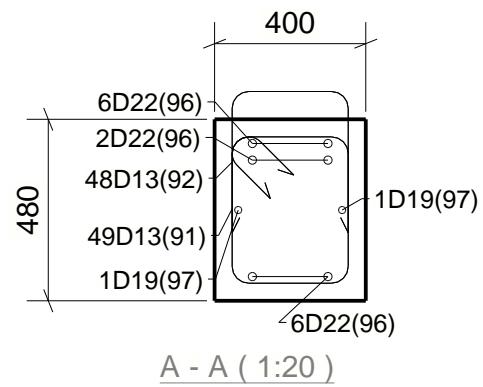
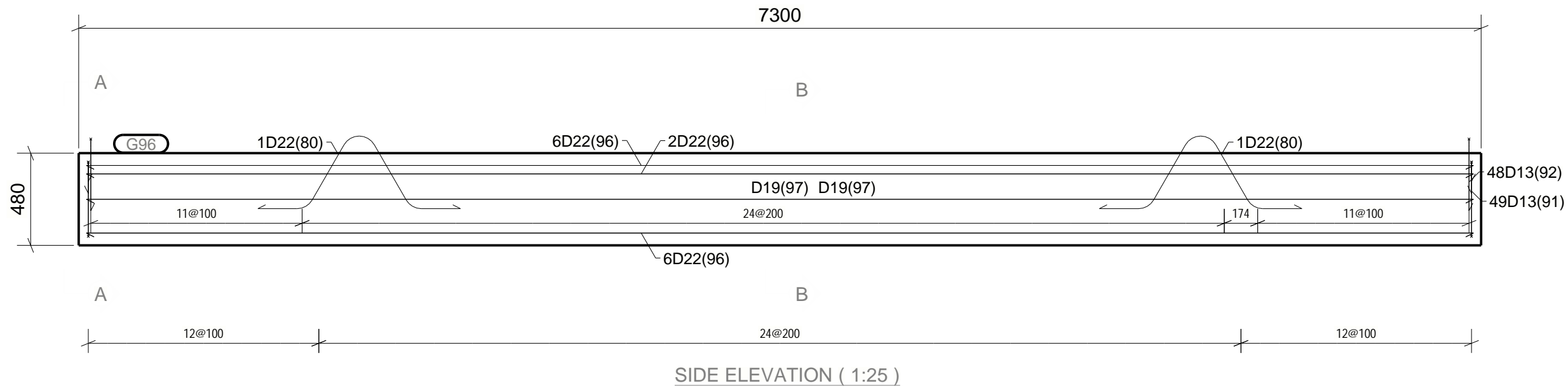
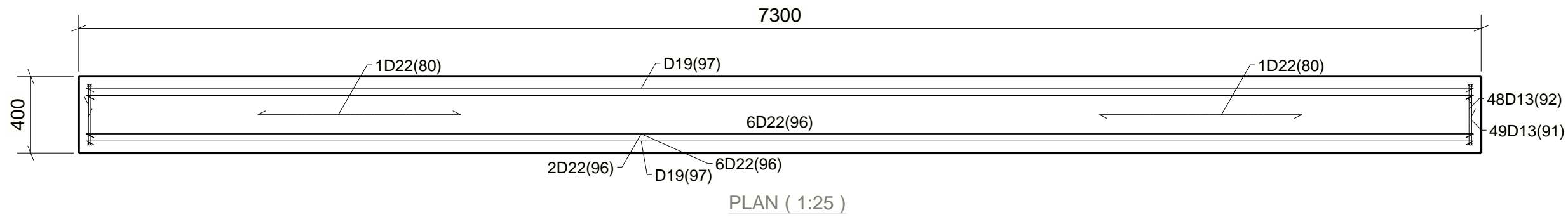
PROJECT :

TITLE :  
Tekla Structures Project Name

PRECASTER :

MODELLED BY	MODEL NAME	Gedung Kanto***
SCALE	APPROVED BY	
ISSUE DATE	PROJECT ENGINEER	
PROJECT NUMBER	DESIGN ENGINEER	
TS1000	DRAWING NUMBER	
G95	REV.	





<b>Bar Mark : 80</b>	
shape code	99
<b>Bar Mark : 91</b>	
shape code	99
Element Quantity	2
Element Weight (ton)	3.91
Concrete Volume (m3)	1.40
Concrete Grade	C30
Reinf. Bar 6-13 (kg)	137.6
Reinf. Bar 16-40 (kg)	342.4
Reinforcement (kg)	480.0
Reinforcement (kg/m3)	342.5
Strand (kg)	0.0
Mesh (kg)	0.0

BAR BENDING SCHEDULE						Shape Codes To BS8666: 2005 All Dimension Taken To The Outer Edge							
Bar Mark	Type	Size	Nos	L	Shape Code	Dimensions			Bending Radius				
						A	B	C	D	ER	O		
80	D	22	2	1450	99								
91	D	13	49	1690	99								
92	D	13	48	1010	21	380	320	380					
96	D	22	14	7220	00								
97	D	19	2	7220	00	7220							

REV. DATE BY DESCRIPTION

PROJECT TITLE :

OWNER :

ARCHITECT :

CONSULTANT :

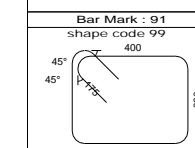
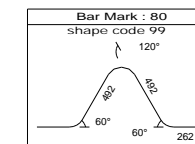
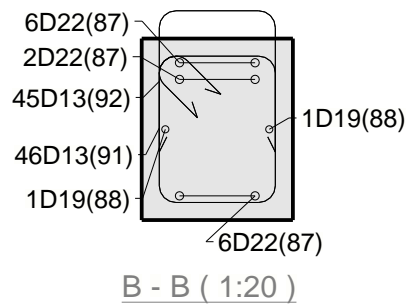
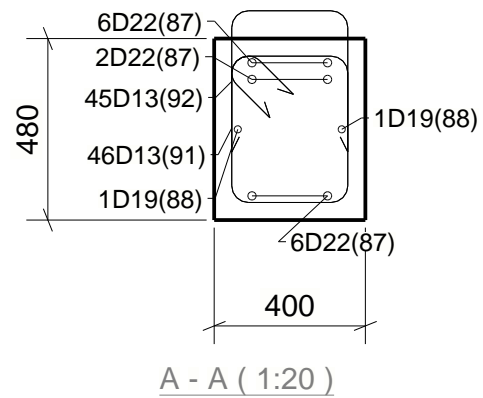
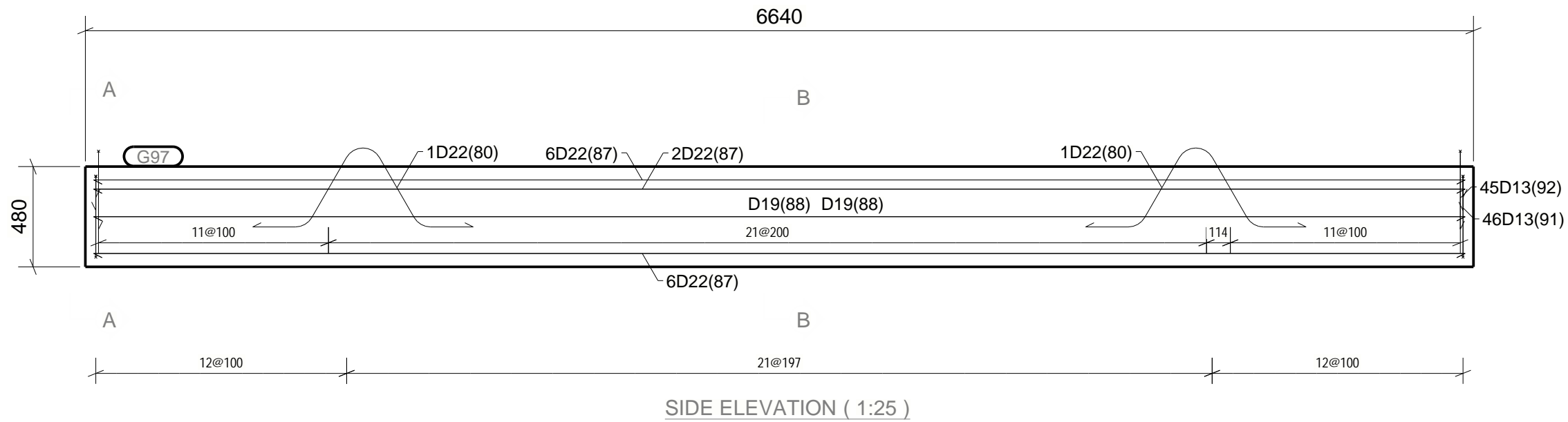
MAIN CONTRACTOR :

PROJECT :

TITLE :  
Tekla Structures Project Name

PRECASTER :

MODELLED BY	MODEL NAME	Gedung Kanto***
APPROVED BY	SCALE	1:25 1:20
ISSUE DATE	PROJECT ENGINEER	
PROJECT NUMBER	DESIGN ENGINEER	
TS1000	DRAWING NUMBER	G96
	REV.	



Element Quantity	3
Element Weight (ton)	3.56
Concrete Volume (m <sup>3</sup> )	1.27
Concrete Grade	C30
Reinf. Bar 6-13 (kg)	129.1
Reinf. Bar 16-40 (kg)	311.9
Reinforcement (kg)	441.0
Reinforcement (kg/m <sup>3</sup> )	345.9
Strand (kg)	0.0
Mesh (kg)	0.0

BAR BENDING SCHEDULE						Shape Codes To BS8666: 2005 All Dimension Taken To The Outer Edge					
Bar Mark	Type	Size	Nos	L	Shape Code	Dimensions			Bending Radius		
						A	B	C	D	E	
80	D	22	2	1450	99						
87	D	22	14	6560	00	6560					
88	D	19	2	6560	00	6560					
91	D	13	46	1690	99						
92	D	13	45	1010	21	380	320	380			

REV.	DATE	BY	DESCRIPTION

PROJECT TITLE :

OWNER :

ARCHITECT :

CONSULTANT :

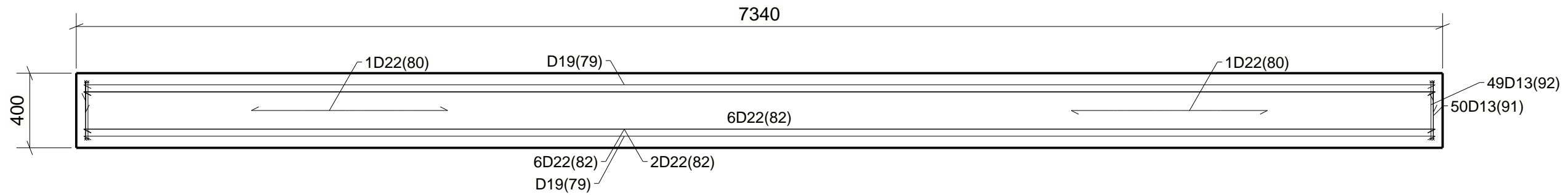
MAIN CONTRACTOR :

PROJECT :

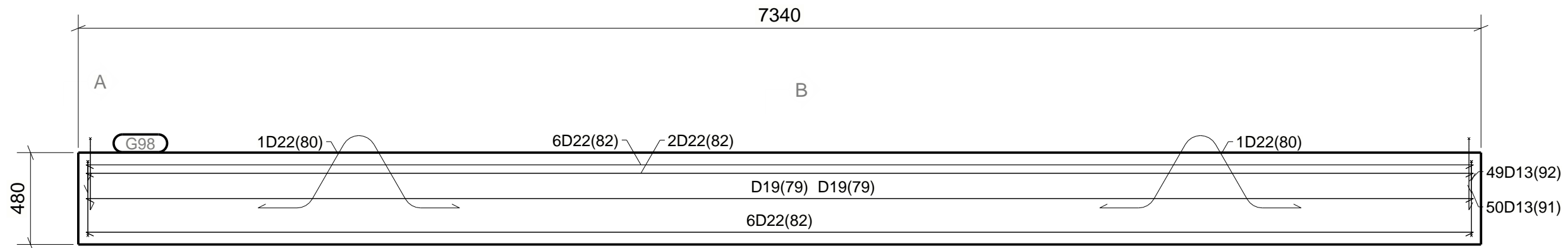
TITLE :  
Tekla Structures Project Name

PRECASTER :

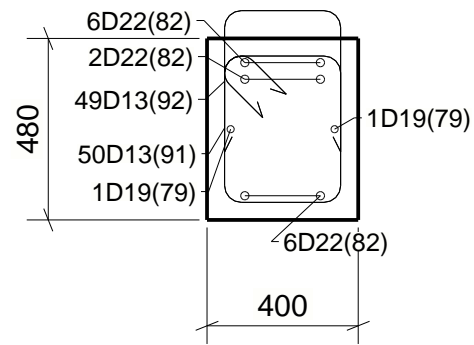
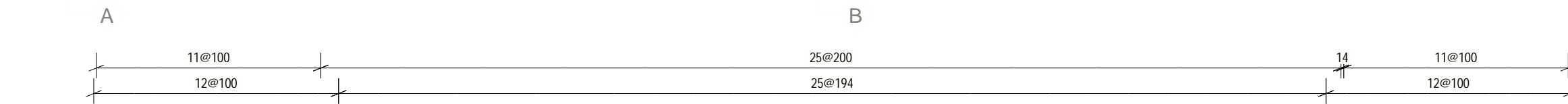
MODELLED BY	MODEL NAME	Gedung Kanto***
APPROVED BY	SCALE	1:25 1:20
ISSUE DATE	PROJECT ENGINEER	
DESIGN ENGINEER	DESIGN ENGINEER	
DRAWING NUMBER	PROJECT NUMBER	TS1000
REV.	DRAWING NUMBER	G97



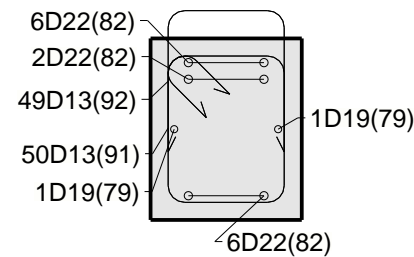
PLAN ( 1:25 )



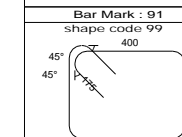
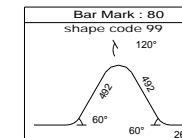
SIDE ELEVATION ( 1:25 )



A - A ( 1:20 )



B - B ( 1:20 )



Element Quantity	6
Element Weight (ton)	3.93
Concrete Volume (m3)	1.41
Concrete Grade	C30
Reinf. Bar 6-13 (kg)	140.4
Reinf. Bar 16-40 (kg)	344.3
Reinforcement (kg)	484.7
Reinforcement (kg/m3)	343.9
Strand (kg)	0.0
Mesh (kg)	0.0

BAR BENDING SCHEDULE						Shape Codes To BS8666: 2005 All Dimension Taken To The Outer Edge						
Bar Mark	Type	Size	Nos	L	Shape Code	Dimensions			Bending Radius			
						A	B	C	D	ER	Radius	
79	D	19	2	7260	00	7260					0	
80	D	22	2	1450	99						0	
82	D	22	14	7260	00	7260					0	
91	D	13	50	1690	99						0	
92	D	13	49	1010	21	380	320	380			0	

REV. DATE BY DESCRIPTION

PROJECT TITLE :

OWNER :

ARCHITECT :

CONSULTANT :

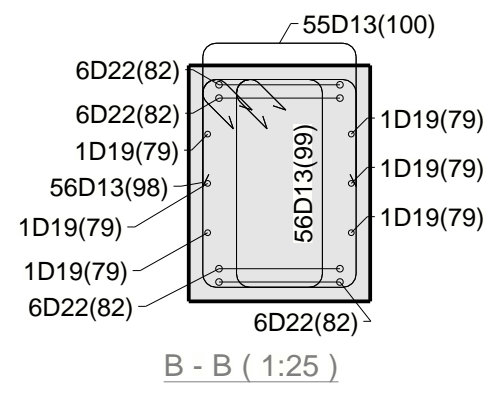
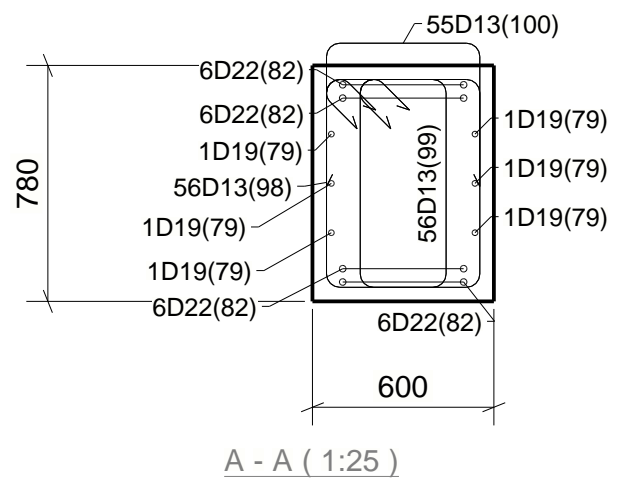
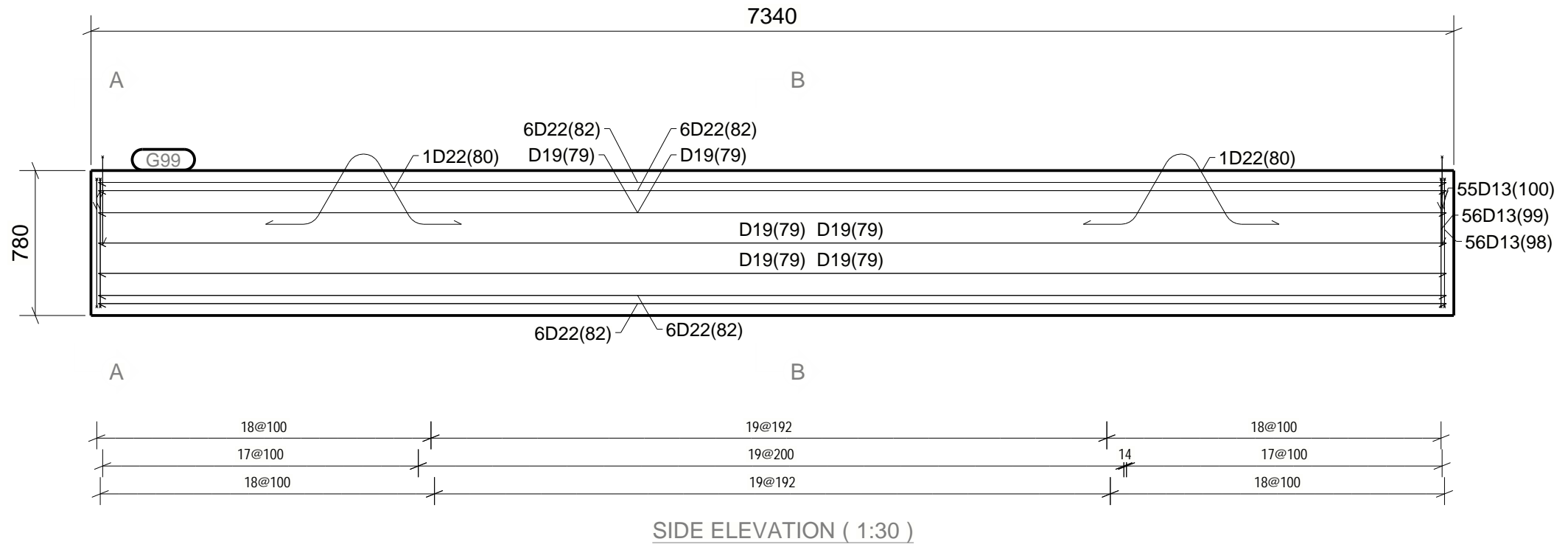
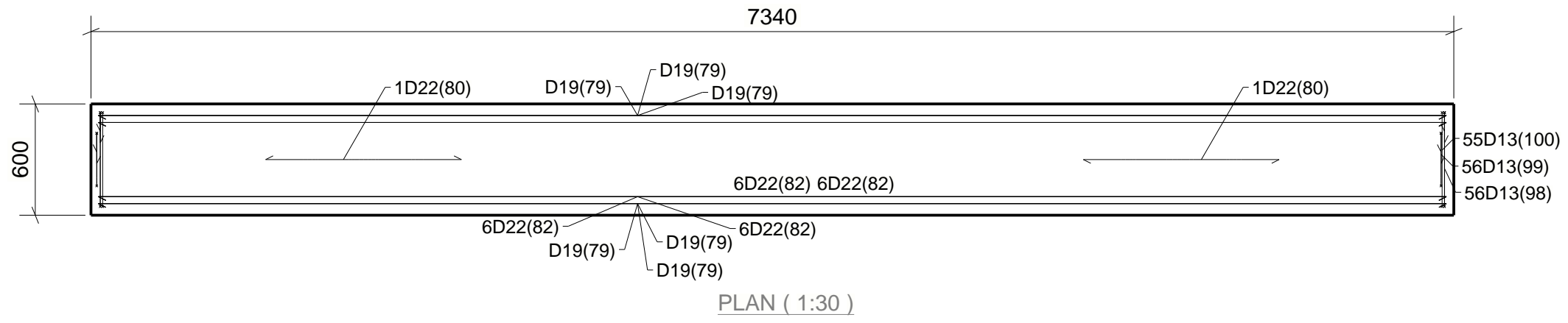
MAIN CONTRACTOR :

PROJECT :

TITLE :  
Tekla Structures Project Name

PRECASTER :

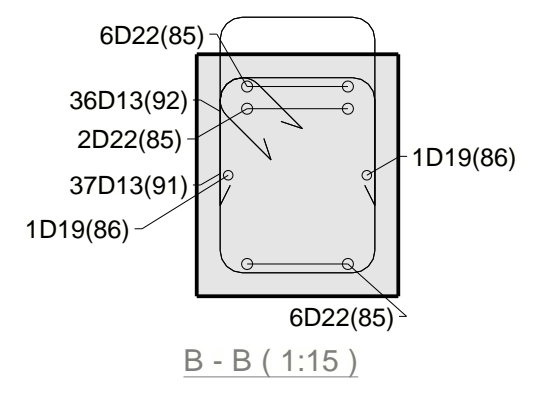
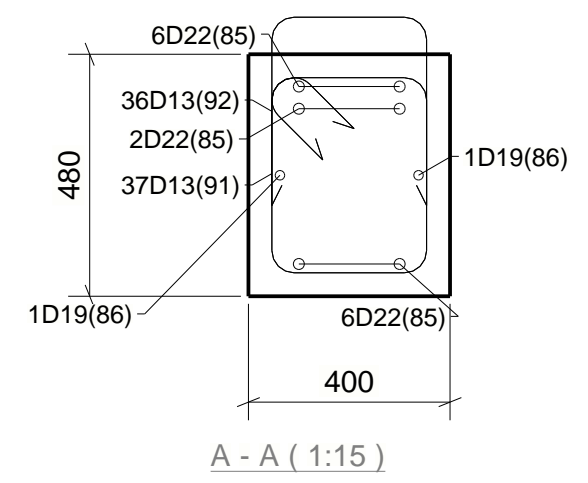
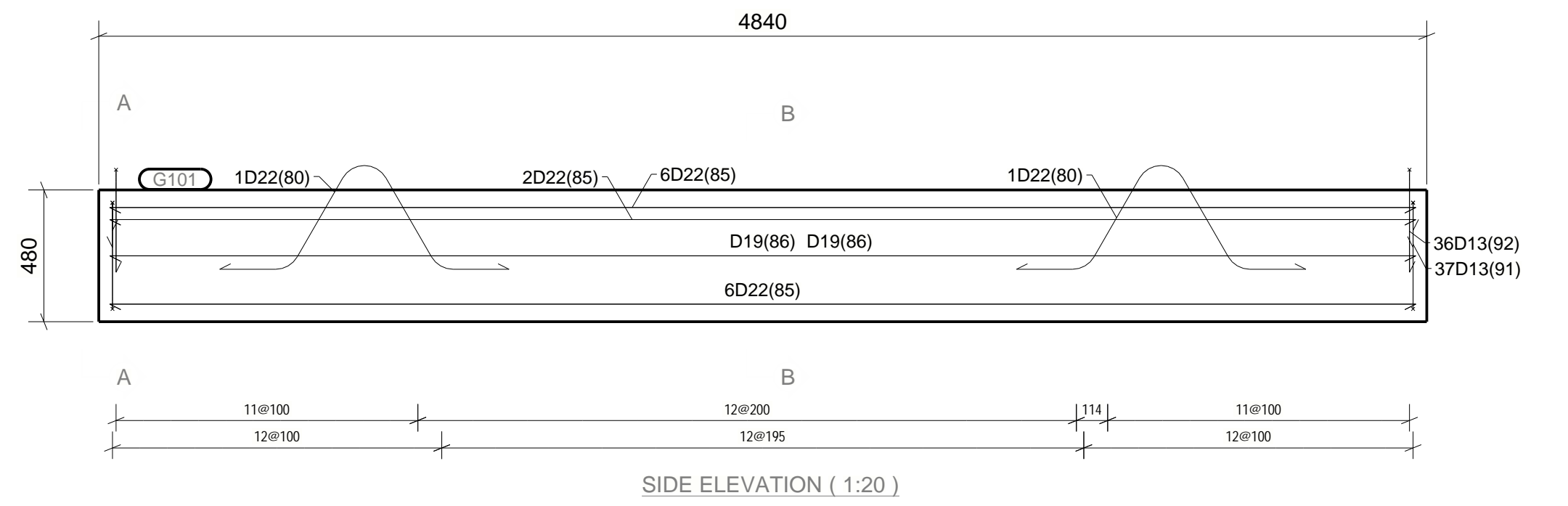
MODELLED BY	MODEL NAME	Gedung Kanto***
APPROVED BY	SCALE	1:25 1:20
ISSUE DATE	PROJECT ENGINEER	
PROJECT NUMBER	DESIGN ENGINEER	
TS1000	DRAWING NUMBER	G98
	REV.	



Bar Mark : 80	
shape code 99	
Bar Mark : 98	
shape code 99	
Bar Mark : 99	
shape code 99	
Element Quantity	3
Element Weight (ton)	9.40
Concrete Volume (m3)	3.44
Concrete Grade	C30
Reinf. Bar 6-13 (kg)	370.2
Reinf. Bar 16-40 (kg)	625.6
Reinforcement (kg)	995.8
Reinforcement (kgm3)	289.9
Strand (kg)	0.0
Mesh (kg)	0.0

BAR BENDING SCHEDULE										Shape Codes To BS8666: 2005 All Dimension Taken To The Outer Edge			
Bar Mark	Type	Size	Nos	L	Shape Code	Dimensions				Bending Radius			
						A	B	C	D				
79	D	19	6	7260	00	7260				0			
80	D	22	2	1450	99					0			
82	D	22	24	7260	00	7260				0			
98	D	13	56	2690	99					0			
99	D	13	56	2250	99					0			
100	D	13	55	1410	21	480	520	480		0			

REV.	DATE	BY	DESCRIPTION
PROJECT TITLE :			
OWNER :			
ARCHITECT :			
CONSULTANT :			
MAIN CONTRACTOR :			
PROJECT :			
TITLE : Tekla Structures Project Name			
PRECASTER :			
MODELLED BY	MODEL NAME		Gedung Kanto***
SCALE	APPROVED BY		
	1:30 1:25		PROJECT ENGINEER
ISSUE DATE	DESIGN ENGINEER		
PROJECT NUMBER	TS1000	DRAWING NUMBER	G99
			REV.



Bar Mark : 80	
shape code	99
Bar Mark : 91	
shape code	99
Element Quantity	
	4
Element Weight (ton)	
	2.61
Concrete Volume (m <sup>3</sup> )	
	0.93
Concrete Grade	
	C30
Reinf. Bar 6-13 (kg)	
	103.6
Reinf. Bar 16-40 (kg)	
	228.7
Reinforcement (kg)	
	332.4
Reinforcement (kg/m <sup>3</sup> )	
	357.6
Strand (kg)	
	0.0
Mesh (kg)	
	0.0

BAR BENDING SCHEDULE						Shape Codes To BS8666: 2005 All Dimension Taken To The Outer Edge				
Bar Mark	Type	Size	Nos	L	Shape Code	Dimensions			Bending	
						A	B	C	D	ER
80	D	22	2	1450	99					0
85	D	22	14	4760	00	4760				0
86	D	19	2	4760	00	4760				0
91	D	13	37	1690	99					0
92	D	13	36	1010	21	380	320	380		0

REV.	DATE	BY	DESCRIPTION

PROJECT TITLE :

OWNER :

ARCHITECT :

CONSULTANT :

MAIN CONTRACTOR :

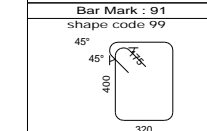
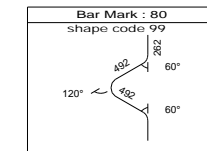
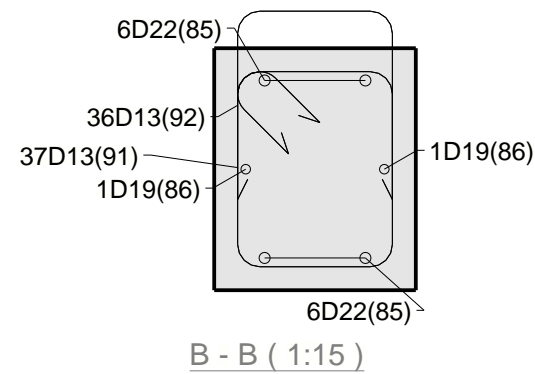
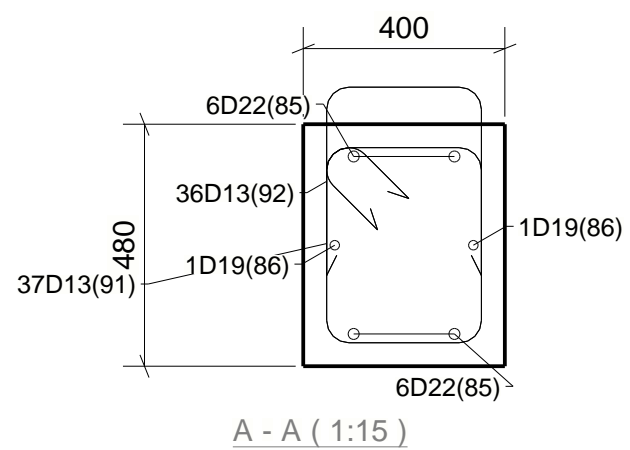
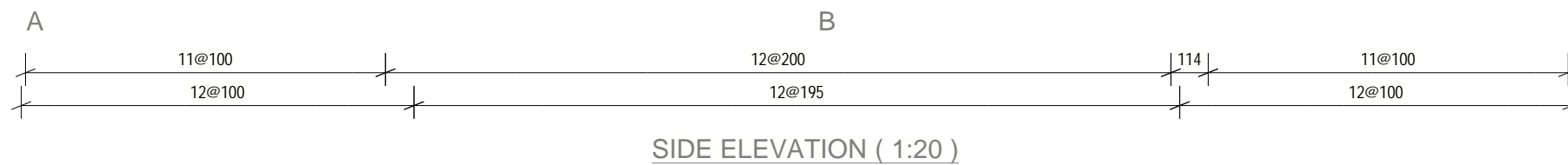
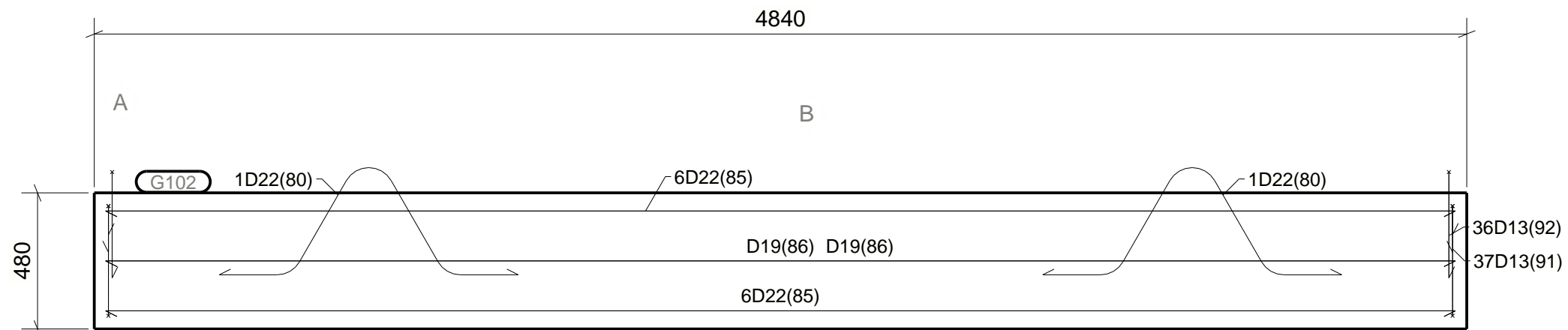
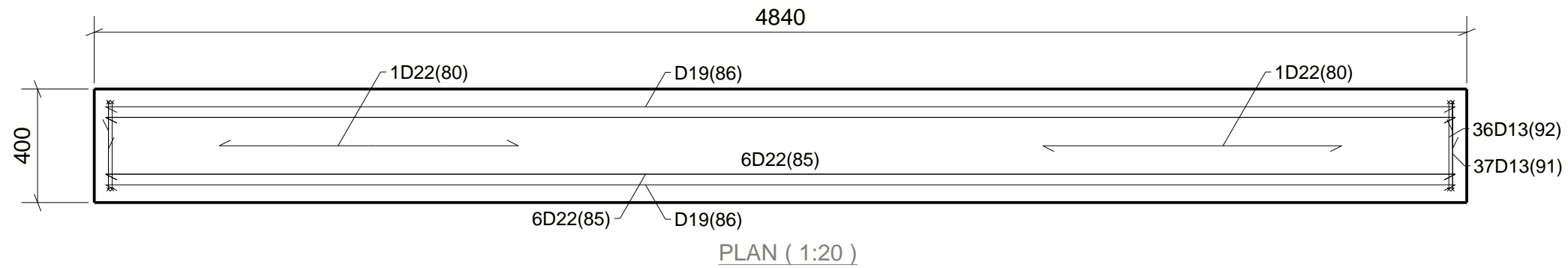
PROJECT :

TITLE :  
Tekla Structures Project Name

PRECASTER :

MODELLED BY	MODEL NAME	Gedung Kanto***
APPROVED BY	PROJECT ENGINEER	
ISSUE DATE	DESIGN ENGINEER	
PROJECT NUMBER	DRAWING NUMBER	REV.
TS1000	G101	

Tekla structures



Element Quantity	1
Element Weight (ton)	2.58
Concrete Volume (m3)	0.93
Concrete Grade	C30
Reinf. Bar 6-13 (kg)	103.6
Reinf. Bar 16-40 (kg)	200.3
Reinforcement (kg)	303.9
Reinforcement (kg/m3)	327.1
Strand (kg)	0.0
Mesh (kg)	0.0

BAR BENDING SCHEDULE						Shape Codes To BS8666: 2005 All Dimension Taken To The Outer Edge					
Bar Mark	Type	Size	Nos	L	Shape Code	Dimensions			Bending Radius		
						A	B	C	D	ER	
80	D	22	2	1450	99					O	
85	D	22	12	4760	00	4760				O	
86	D	19	2	4760	00	4760				O	
91	D	13	37	1690	99					O	
92	D	13	36	1010	21	380	320	380		O	

REV. DATE BY DESCRIPTION

PROJECT TITLE :

OWNER :

ARCHITECT :

CONSULTANT :

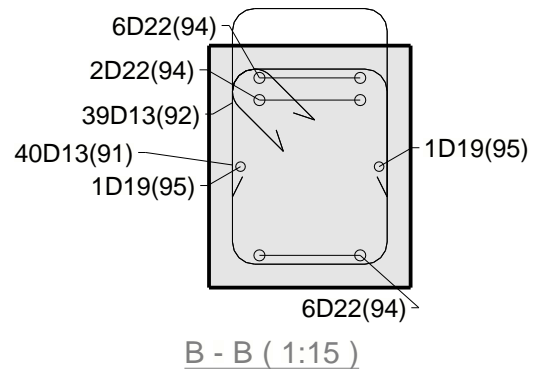
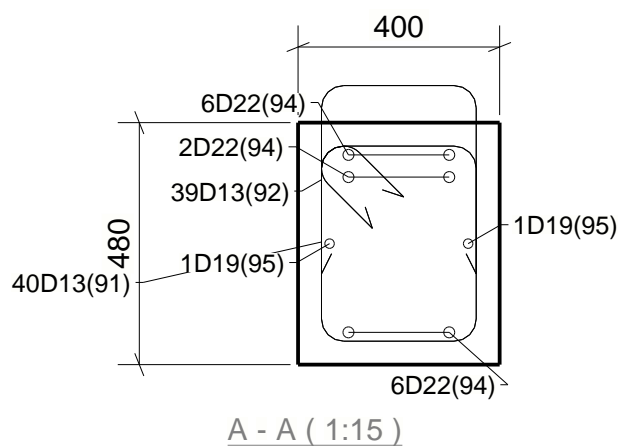
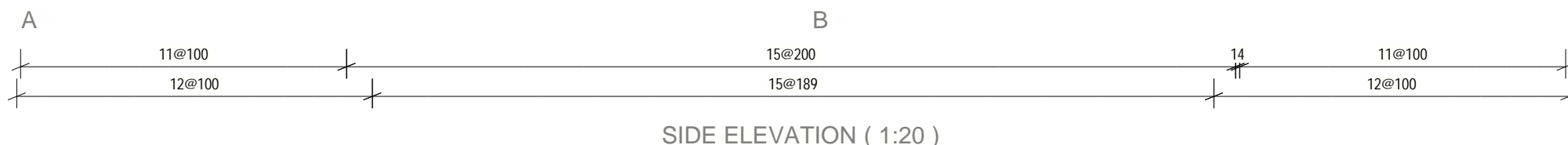
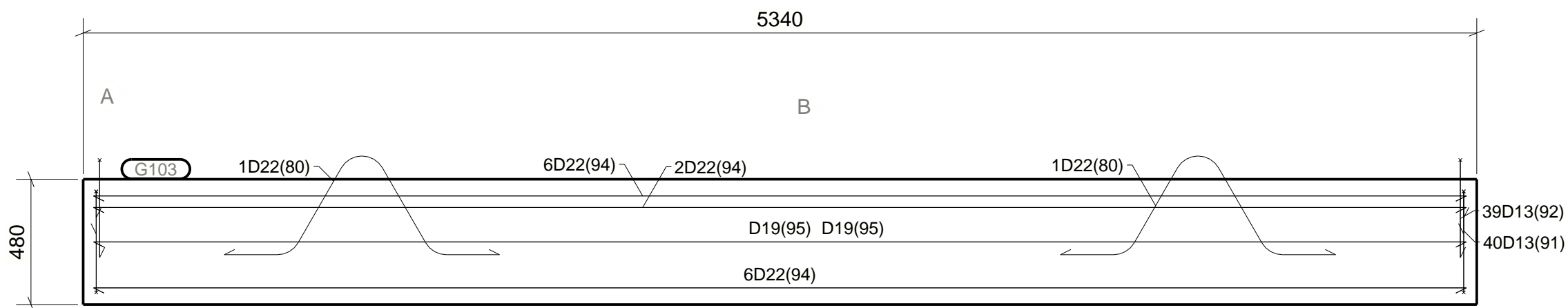
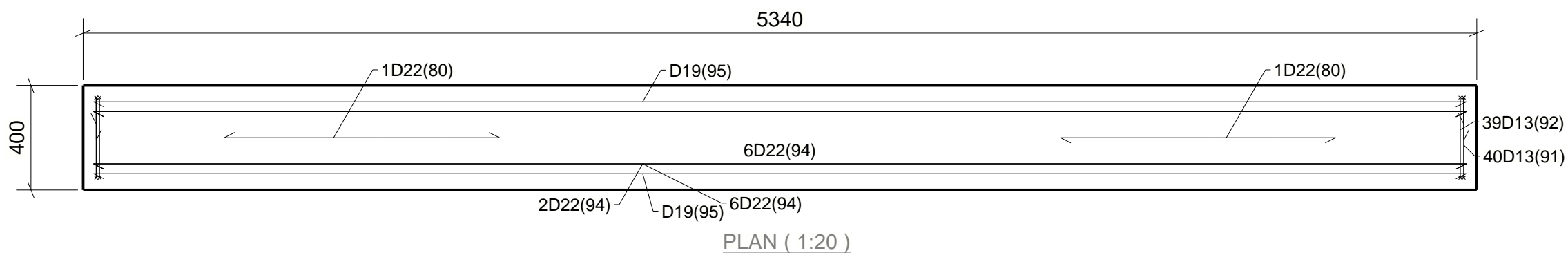
MAIN CONTRACTOR :

PROJECT :

TITLE :  
Tekla Structures Project Name

PRECASTER :

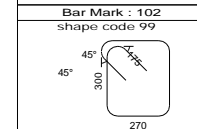
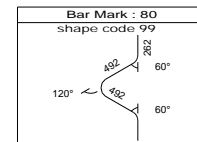
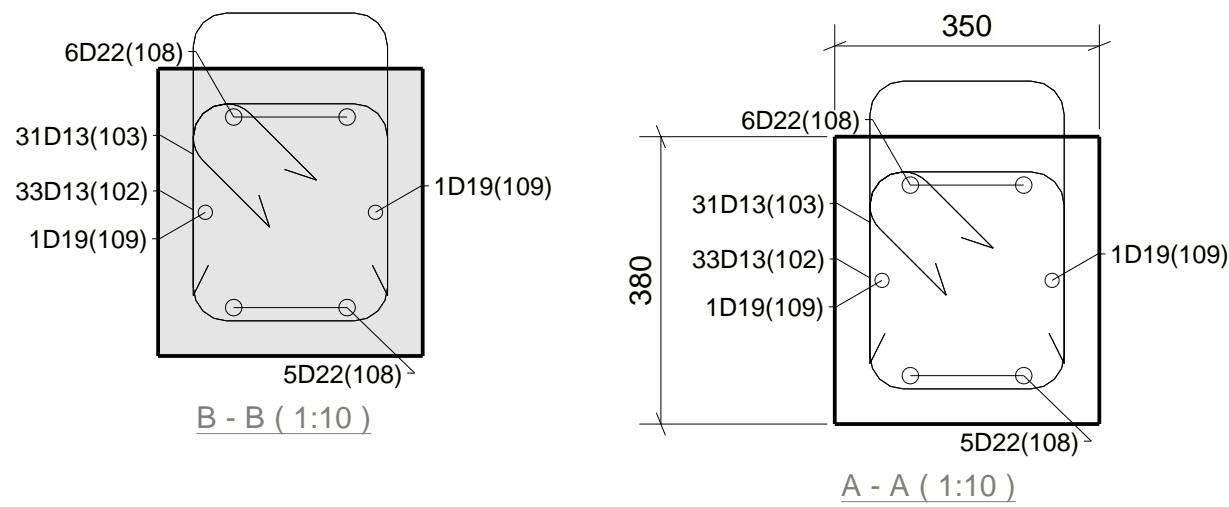
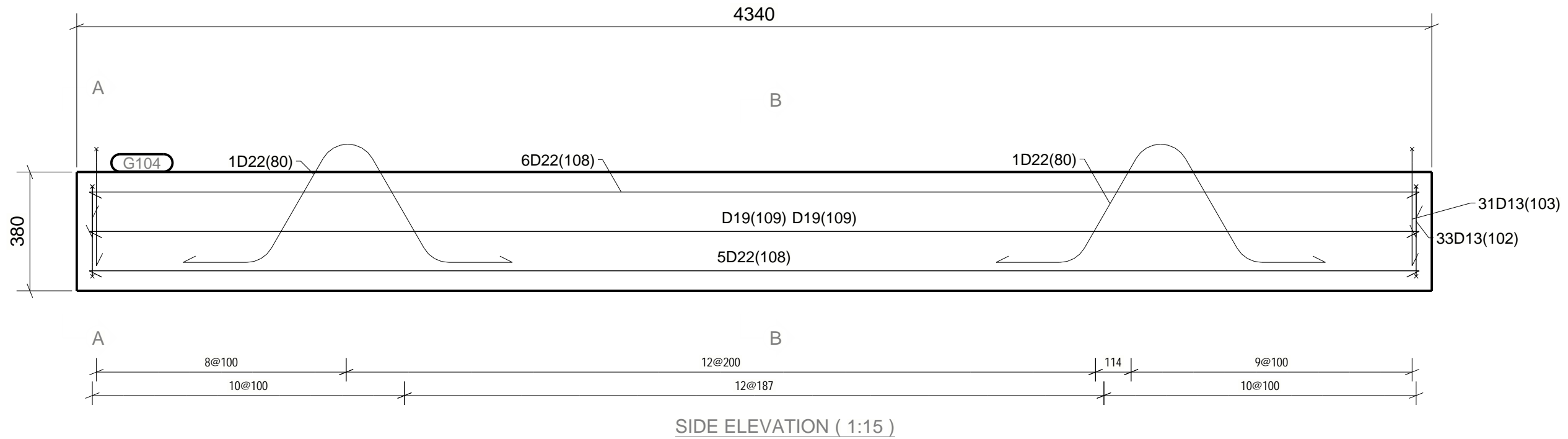
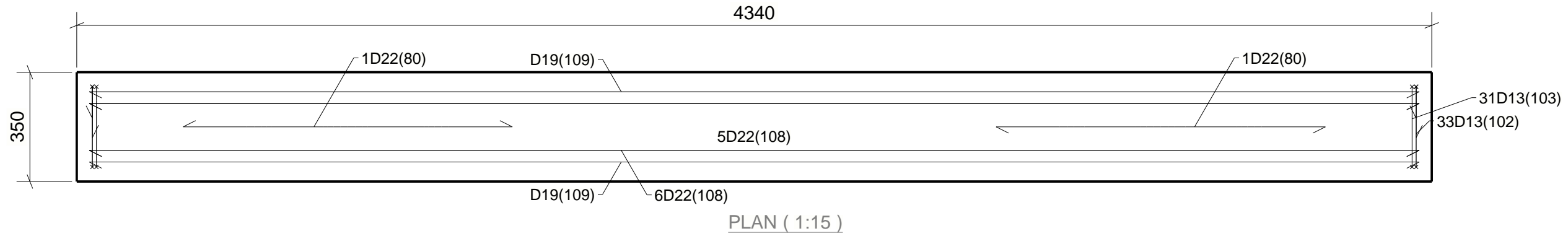
MODELLED BY	MODEL NAME	Gedung Kanto***
APPROVED BY	SCALE	1:20 1:15
ISSUE DATE	PROJECT ENGINEER	
DESIGN ENGINEER		
DRAWING NUMBER	TS1000	
REV.	G102	



<b>Bar Mark : 80</b>	
shape code	99
<b>Bar Mark : 91</b>	
shape code	99
Element Quantity	2
Element Weight (ton)	2.87
Concrete Volume (m3)	1.03
Concrete Grade	C30
Reinf. Bar 6-13 (kg)	112.1
Reinf. Bar 16-40 (kg)	251.8
Reinforcement (kg)	364.0
Reinforcement (kg/m3)	355.0
Strand (kg)	0.0
Mesh (kg)	0.0

BAR BENDING SCHEDULE										Shape Codes To BS8666: 2005 All Dimension Taken To The Outer Edge					
Bar Mark	Type	Size	Nos	L	Shape Code	Dimensions			Bending Radius						
						A	B	C	D	ER					
80	D	22	2	1450	99										
91	D	13	40	1690	99										
92	D	13	39	1010	21	380	320	380							
94	D	22	14	5260	00										
95	D	19	2	5260	00	5260									

REV.	DATE	BY	DESCRIPTION
PROJECT TITLE :			
OWNER :			
ARCHITECT :			
CONSULTANT :			
MAIN CONTRACTOR :			
PROJECT :			
TITLE : Tekla Structures Project Name			
PRECASTER :			
MODELLED BY		MODEL NAME	
APPROVED BY		Gedung Kanto***	
SCALE		1:20 1:15	
ISSUE DATE		PROJECT ENGINEER	
PROJECT NUMBER		DESIGN ENGINEER	
TS1000		DRAWING NUMBER	
G103		REV.	



Element Quantity	2
Element Weight (ton)	1.66
Concrete Volume (m3)	0.58
Concrete Grade	C30
Reinf. Bar 6-13 (kg)	79.3
Reinf. Bar 16-40 (kg)	167.5
Reinforcement (kg)	246.8
Reinforcement (kg/m3)	427.6
Strand (kg)	0.0
Mesh (kg)	0.0

BAR BENDING SCHEDULE							Shape Codes To BS8666: 2005 All Dimension Taken To The Outer Edge				
Bar Mark	Type	Size	Nos	L	Shape Code	Dimensions			Bending Radius		
						A	B	C	D	ER	
80	D	22	2	1450	99					0	
102	D	13	33	1390	99					0	
103	D	13	31	960	21	380	270	380		0	
108	D	22	11	4260	00					0	
109	D	19	2	4260	00	4260				0	

REV. DATE BY DESCRIPTION

PROJECT TITLE :

OWNER :

ARCHITECT :

CONSULTANT :

MAIN CONTRACTOR :

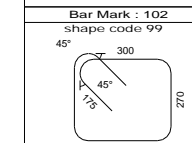
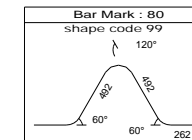
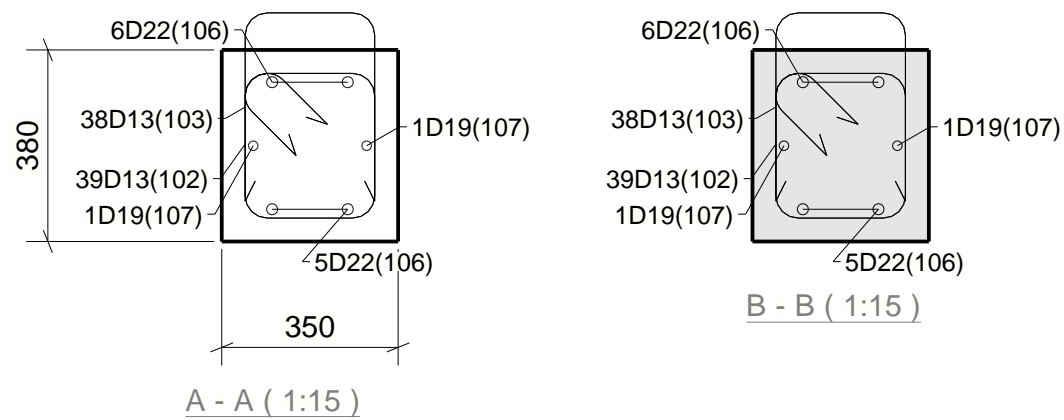
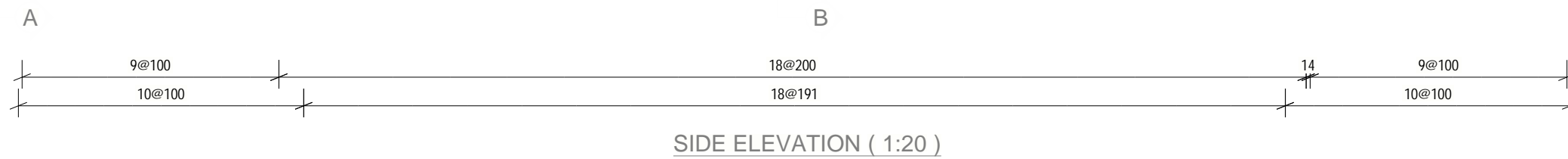
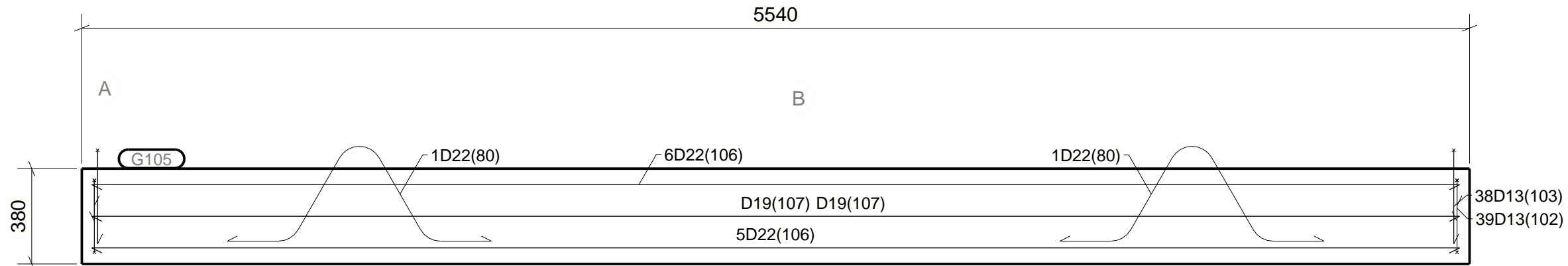
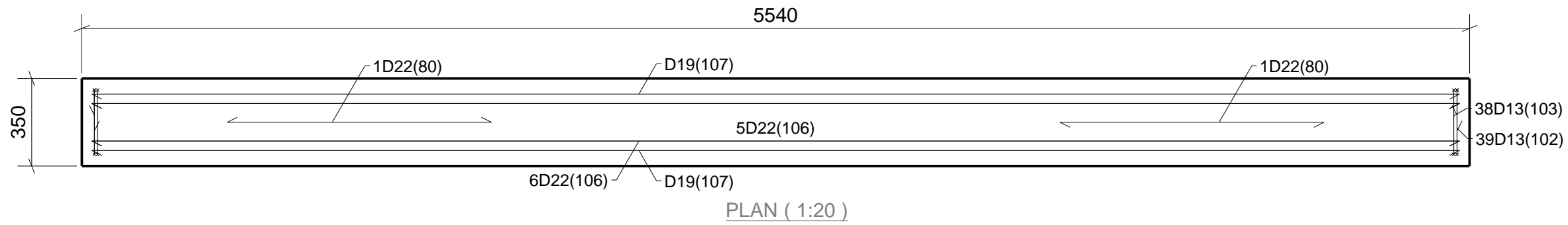
PROJECT :

TITLE :  
Tekla Structures Project Name

PRECASTER :

MODELLED BY	MODEL NAME	Gedung Kanto***
APPROVED BY	PROJECT ENGINEER	
ISSUE DATE	DESIGN ENGINEER	
PROJECT NUMBER	DRAWING NUMBER	REV.
TS1000	G104	

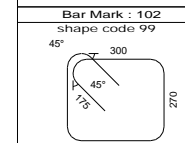
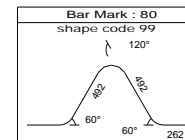
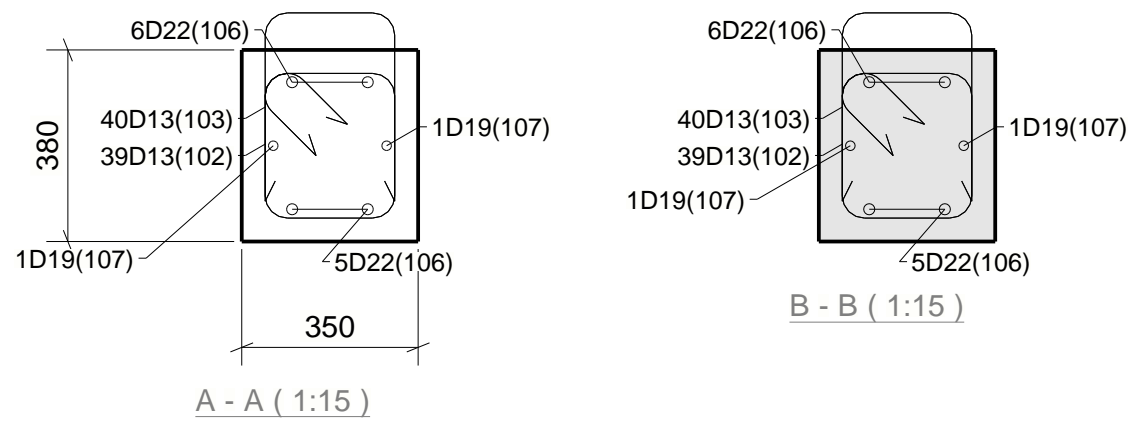
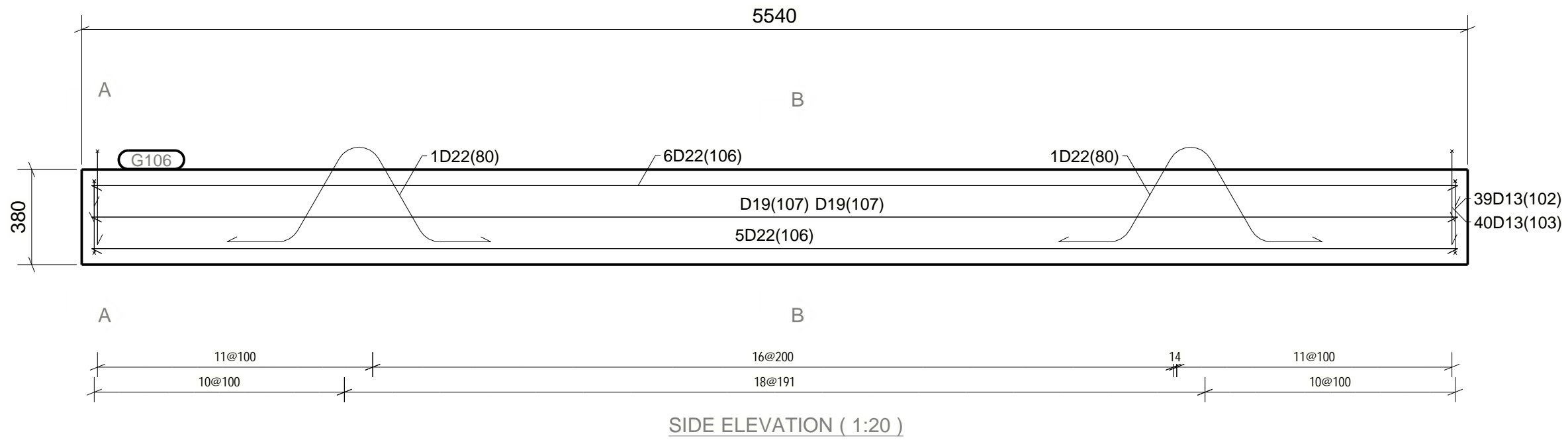
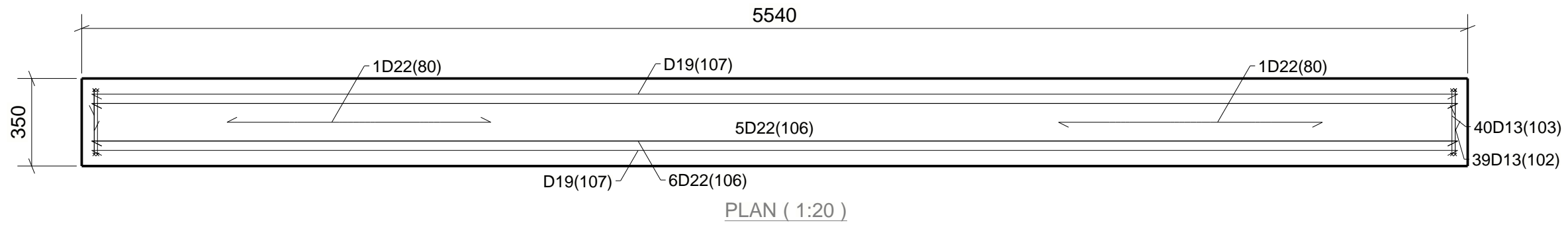




Element Quantity	2
Element Weight (ton)	2.11
Concrete Volume (m3)	0.74
Concrete Grade	C30
Reinf. Bar 6-13 (kg)	95.1
Reinf. Bar 16-40 (kg)	212.2
Reinforcement (kg)	307.3
Reinforcement (kgm3)	417.1
Strand (kg)	0.0
Mesh (kg)	0.0

Bar Mark	Type	Size	Nos	L	Shape Code	Shape Codes To BS8666: 2005 All Dimension Taken To The Outer Edge					
						A	B	C	D	ER	
80	D	22	2	1450	99						0
102	D	13	39	1390	99						0
103	D	13	38	960	21	380	270	380			0
106	D	22	11	5460	00						0
107	D	19	2	5460	00	5460					0

REV.	DATE	BY	DESCRIPTION																
PROJECT TITLE :																			
OWNER :																			
ARCHITECT :																			
CONSULTANT :																			
MAIN CONTRACTOR :																			
PROJECT :																			
TITLE : Tekla Structures Project Name																			
<table border="1"> <tr><td>MODELLED BY</td><td>MODEL NAME</td></tr> <tr><td>SCALE</td><td>Gedung Kanto***</td></tr> <tr><td>ISSUE DATE</td><td>APPROVED BY</td></tr> <tr><td></td><td>PROJECT ENGINEER</td></tr> <tr><td></td><td>DESIGN ENGINEER</td></tr> <tr><td>PROJECT NUMBER</td><td>DRAWING NUMBER</td></tr> <tr><td>TS1000</td><td>G105</td></tr> <tr><td></td><td>REV.</td></tr> </table>				MODELLED BY	MODEL NAME	SCALE	Gedung Kanto***	ISSUE DATE	APPROVED BY		PROJECT ENGINEER		DESIGN ENGINEER	PROJECT NUMBER	DRAWING NUMBER	TS1000	G105		REV.
MODELLED BY	MODEL NAME																		
SCALE	Gedung Kanto***																		
ISSUE DATE	APPROVED BY																		
	PROJECT ENGINEER																		
	DESIGN ENGINEER																		
PROJECT NUMBER	DRAWING NUMBER																		
TS1000	G105																		
	REV.																		



Element Quantity	2
Element Weight (ton)	2.11
Concrete Volume (m3)	0.74
Concrete Grade	C30
Reinf. Bar 6-13 (kg)	97.2
Reinf. Bar 16-40 (kg)	212.2
Reinforcement (kg)	309.3
Reinforcement (kg/m3)	419.8
Strand (kg)	0.0
Mesh (kg)	0.0

BAR BENDING SCHEDULE					Shape Codes To BS8666: 2005 All Dimension Taken To The Outer Edge									
Bar Mark	Type	Size	Nos	L	Shape Code	Dimensions					Bending Radius			
						A	B	C	D	ER				
80	D	22	2	1450	99									
102	D	13	39	1390	99									
103	D	13	40	960	21	380	270	380						
106	D	22	11	5460	00	5460								
107	D	19	2	5460	00	5460								

REV.	DATE	BY	DESCRIPTION

PROJECT TITLE :

OWNER :

ARCHITECT :

CONSULTANT :

MAIN CONTRACTOR :

PROJECT :

TITLE :  
Tekla Structures Project Name

PRECASTER :

MODELLED BY  
SCALE 1:20 1:15  
ISSUE DATE  
PROJECT NUMBER TS1000

MODEL NAME Gedung Kanto\*\*\*  
APPROVED BY  
PROJECT ENGINEER  
DESIGN ENGINEER  
DRAWING NUMBER G106  
REV.

REV. DATE BY DESCRIPTION

PROJECT TITLE :

OWNER :

ARCHITECT :

CONSULTANT :

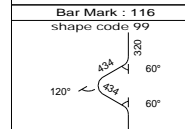
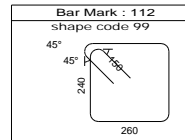
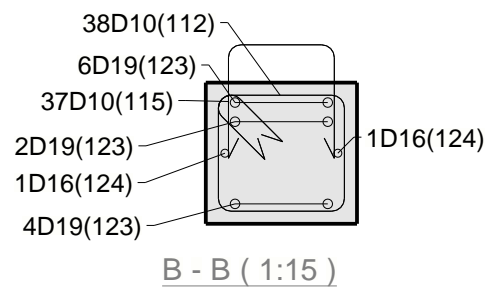
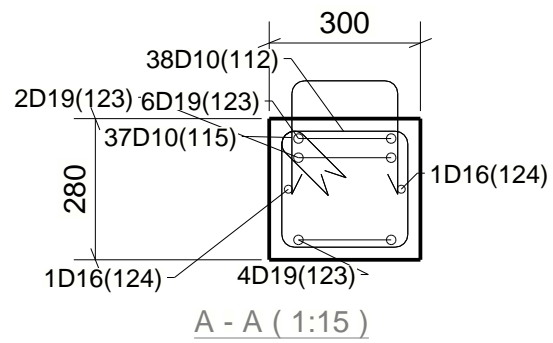
MAIN CONTRACTOR :

PROJECT :

TITLE :  
Tekla Structures Project Name

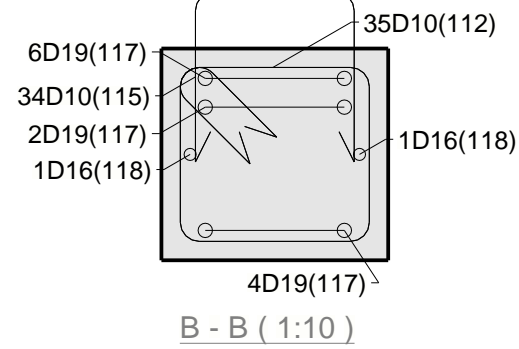
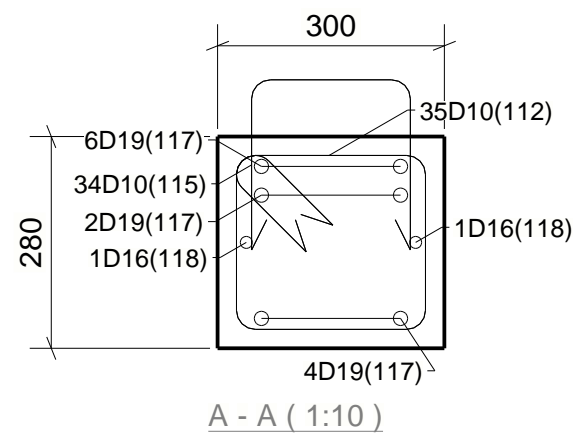
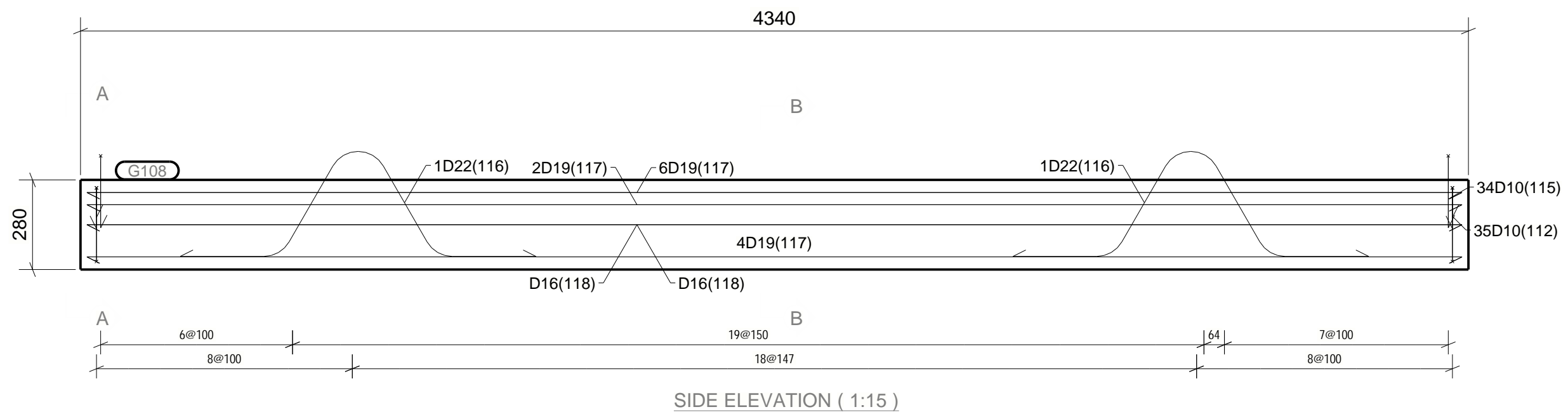
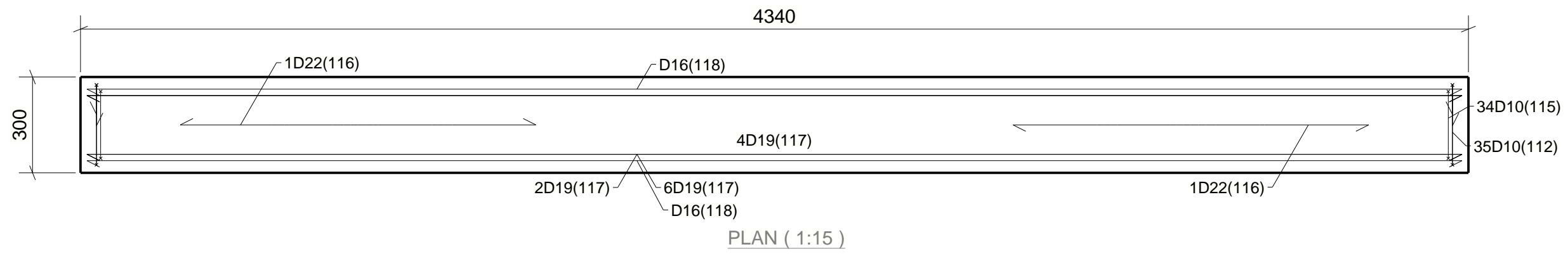
PRECASTER :

MODELLED BY	Gedung Kanto***	
APPROVED BY		
SCALE	1:20 1:15	
ISSUE DATE	PROJECT ENGINEER	
	DESIGN ENGINEER	
PROJECT NUMBER	DRAWING NUMBER	REV.
TS1000	G107	



Element Quantity	8
Element Weight (ton)	1.19
Concrete Volume (m3)	0.41
Concrete Grade	C30
Reinf. Bar 6-13 (kg)	43.5
Reinf. Bar 16-40 (kg)	152.0
Reinforcement (kg)	195.5
Reinforcement (kg/m3)	480.9
Strand (kg)	0.0
Mesh (kg)	0.0

Bar Mark	Type	Size	Nos	L	Shape Code	Shape Codes To BS8666: 2005 All Dimension Taken To The Outer Edge				
						A	B	C	D	EB
112	D	10	38	1230	99					
115	D	10	37	630	21	230	220	230		
116	D	22	2	1450	99					
123	D	19	12	4800	00	4800				
124	D	16	2	4800	00	4800				



REV.	DATE	BY	DESCRIPTION

PROJECT TITLE :

OWNER :

ARCHITECT :

CONSULTANT :

MAIN CONTRACTOR :

PROJECT :

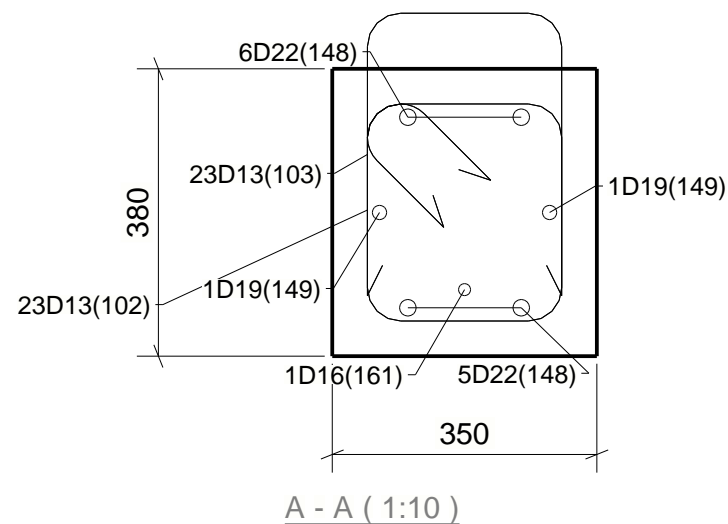
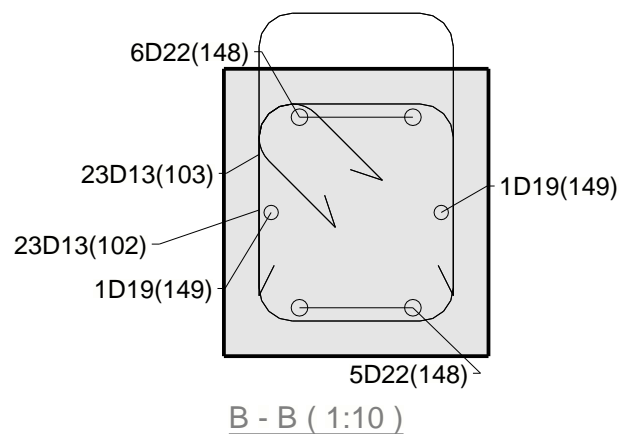
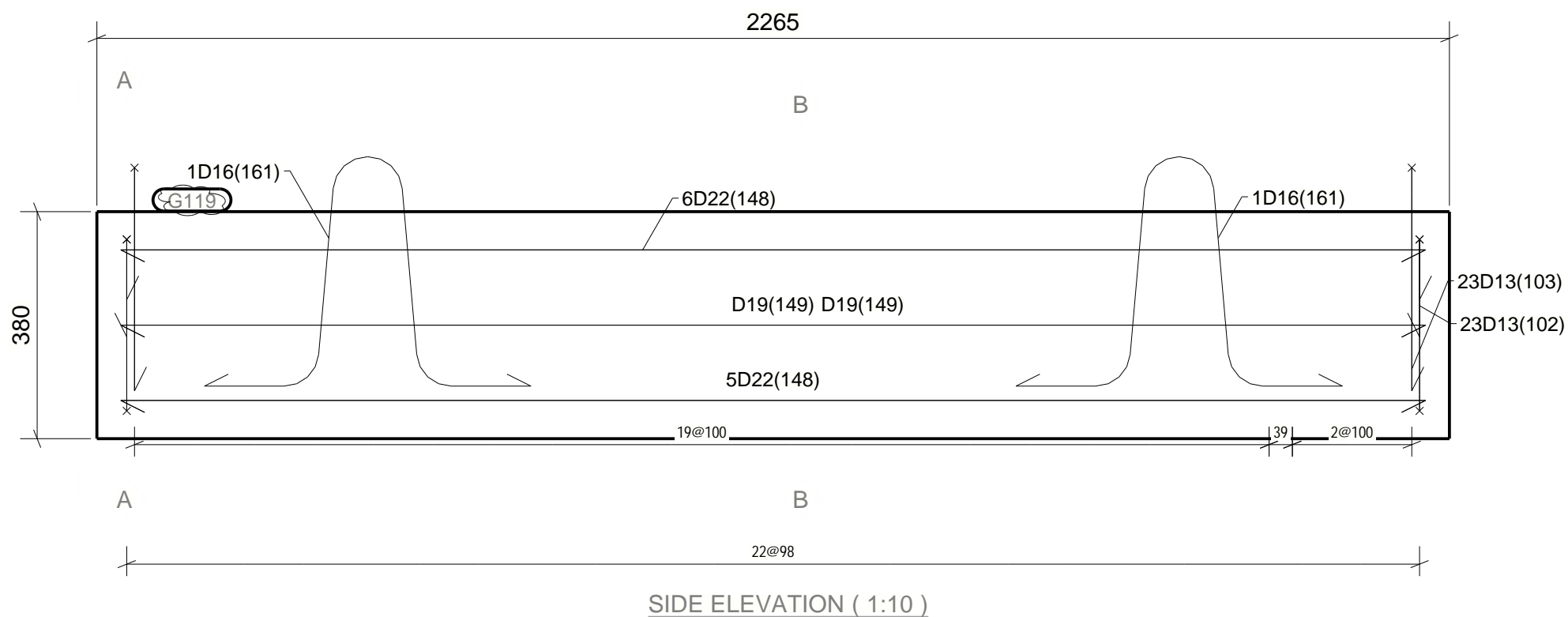
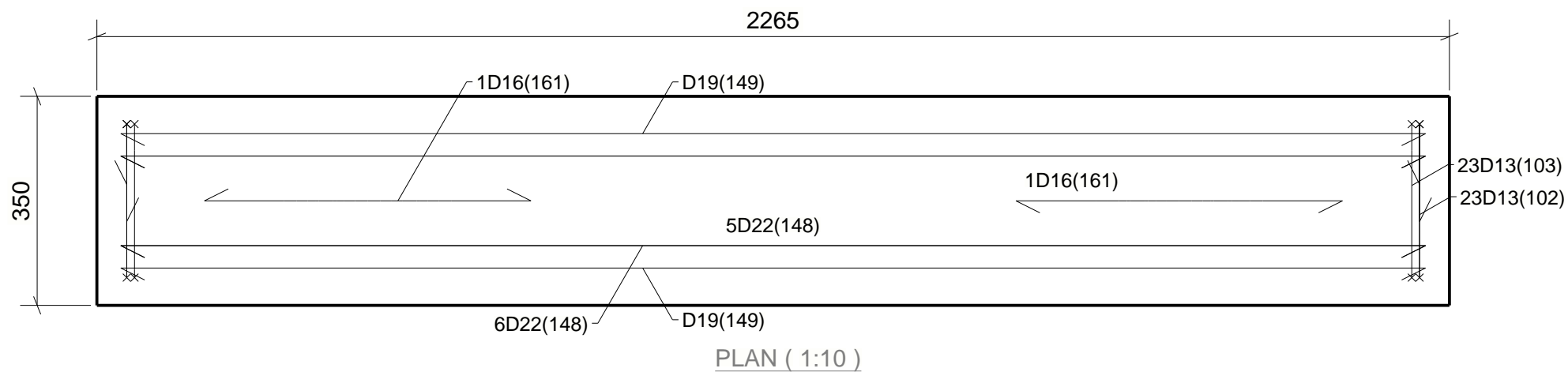
TITLE :  
Tekla Structures Project Name

PRECASTER :

Bar Mark : 112	
shape code 99	
Bar Mark : 116	
shape code 99	
Element Quantity	4
Element Weight (ton)	1.07
Concrete Volume (m <sup>3</sup> )	0.36
Concrete Grade	C30
Reinf. Bar 6-13 (kg)	40.0
Reinf. Bar 16-40 (kg)	137.1
Reinforcement (kg)	177.1
Reinforcement (kg/m <sup>3</sup> )	485.6
Strand (kg)	0.0
Mesh (kg)	0.0

Bar Mark	Type	Size	Nos	L	Shape Code	Shape Codes To BS8666: 2005 All Dimension Taken To The Outer Edge				Bending Radius
						A	B	C	D	
112	D	10	35	1230	99					0
115	D	10	34	630	21	230	220	230		0
116	D	22	2	1450	99					0
117	D	19	12	4300	00	4300				0
118	D	16	2	4300	00	4300				0

MODELLED BY	MODEL NAME	Gedung Kanto***
APPROVED BY	PROJECT ENGINEER	
SCALE	1:15 1:10	
ISSUE DATE	DESIGN ENGINEER	
PROJECT NUMBER	DRAWING NUMBER	G108
		REV.



Bar Mark : 102	
shape code 99	
45° 300	
45° 270	
170°	
85° 193	
85°	
193	
Element Quantity	4
Element Weight (ton)	0.88
Concrete Volume (m3)	0.30
Concrete Grade	C30
Reinf. Bar 6-13 (kg)	56.7
Reinf. Bar 16-40 (kg)	85.1
Reinforcement (kg)	141.8
Reinforcement (kg/m3)	470.8
Strand (kg)	0.0
Mesh (kg)	0.0

BAR BENDING SCHEDULE					Shape Codes To BS8666: 2005 All Dimension Taken To The Outer Edge							
Bar Mark	Type	Size	Nos	L	Shape Code	Dimensions			Bending Radius			
						A	B	C	D	ER		
102	D	13	23	1390	99				O			
103	D	13	23	960	21	380	270	380	O			
148	D	22	11	2180	00	2185			O			
149	D	19	2	2180	00	2185			O			
161	D	16	2	1160	99				O			

REV.	DATE	BY	DESCRIPTION

PROJECT TITLE :

OWNER :

ARCHITECT :

CONSULTANT :

MAIN CONTRACTOR :

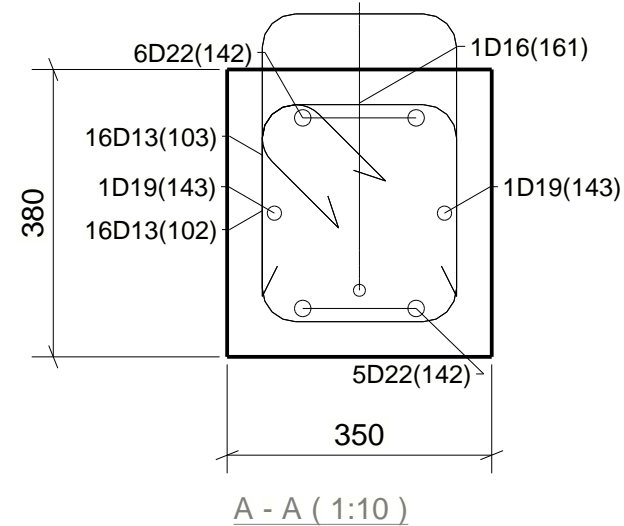
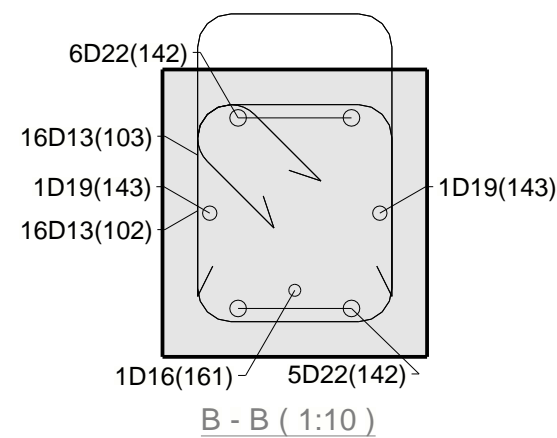
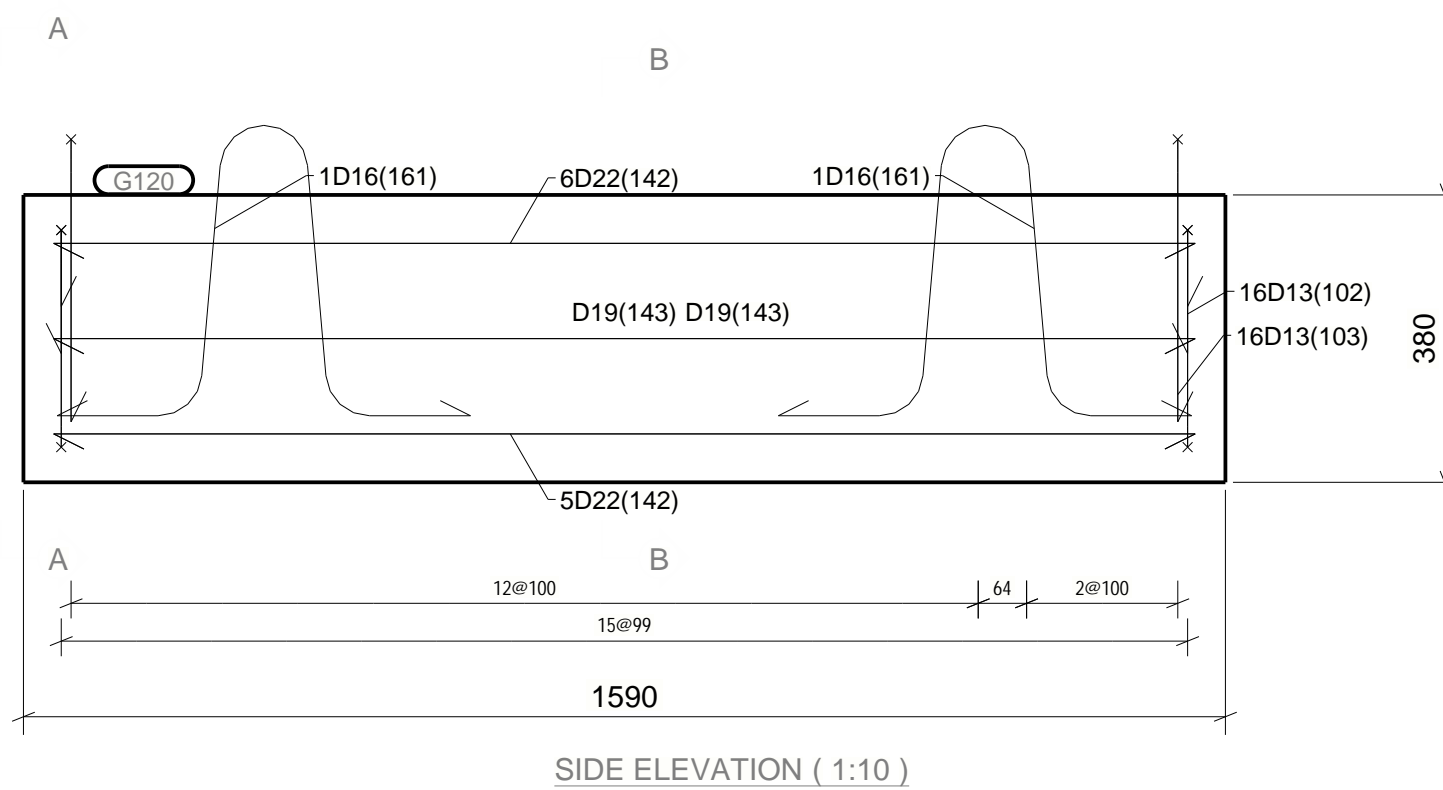
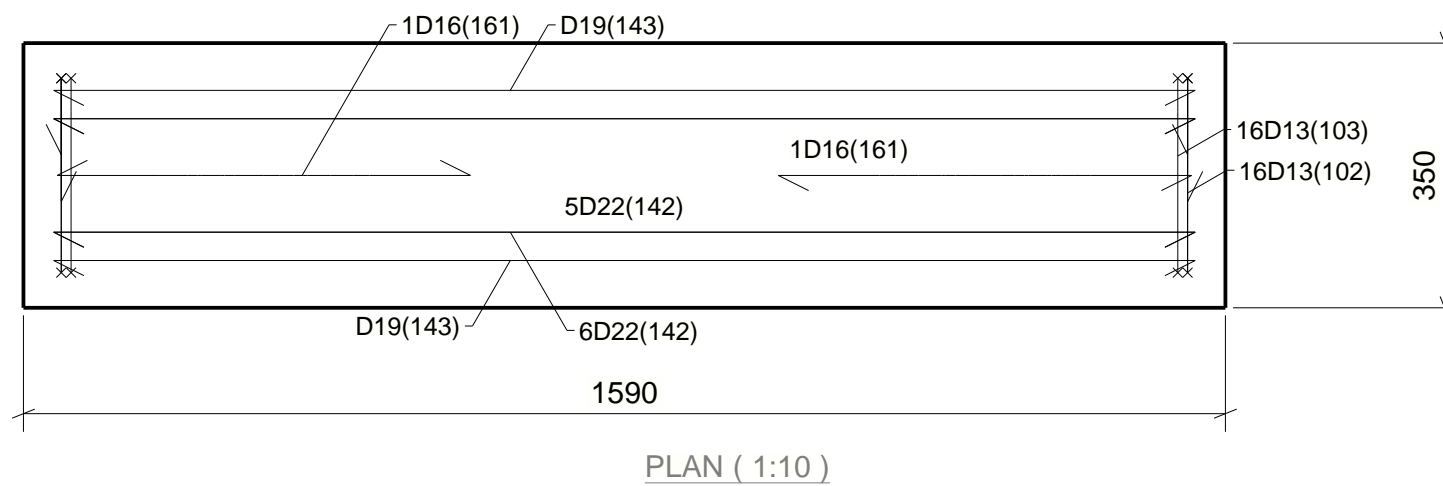
PROJECT :

TITLE :

Tekla Structures Project Name

PRECASTER :

MODELLED BY		MODEL NAME	Gedung Kanto***
APPROVED BY		SCALE	1:10
ISSUE DATE		PROJECT ENGINEER	
		DESIGN ENGINEER	
PROJECT NUMBER	TS1000	DRAWING NUMBER	
		REV.	



REV.	DATE	BY	DESCRIPTION

PROJECT TITLE :

OWNER :

ARCHITECT :

CONSULTANT :

MAIN CONTRACTOR :

PROJECT :

Tekla Structures Project Name

TITLE :

PRECASTER :

MODELLED BY

BY

SCALE 1:10

ISSUE DATE

PROJECT NUMBER TS1000

MODEL NAME Gedung Kanto\*\*\*

APPROVED BY

PROJECT ENGINEER

DESIGN ENGINEER

DRAWING NUMBER

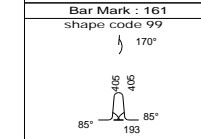
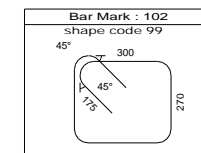
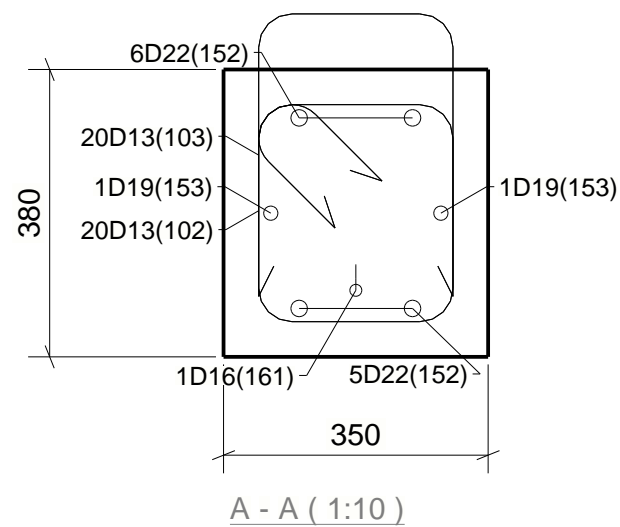
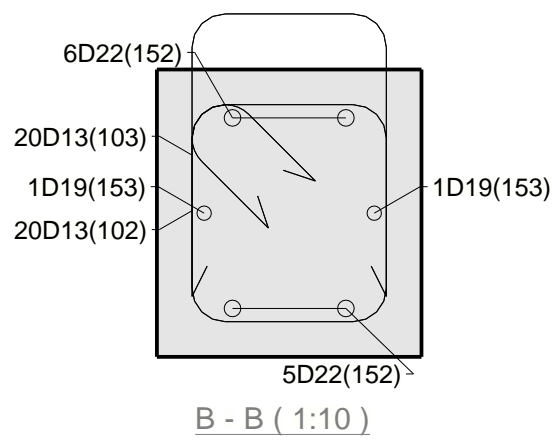
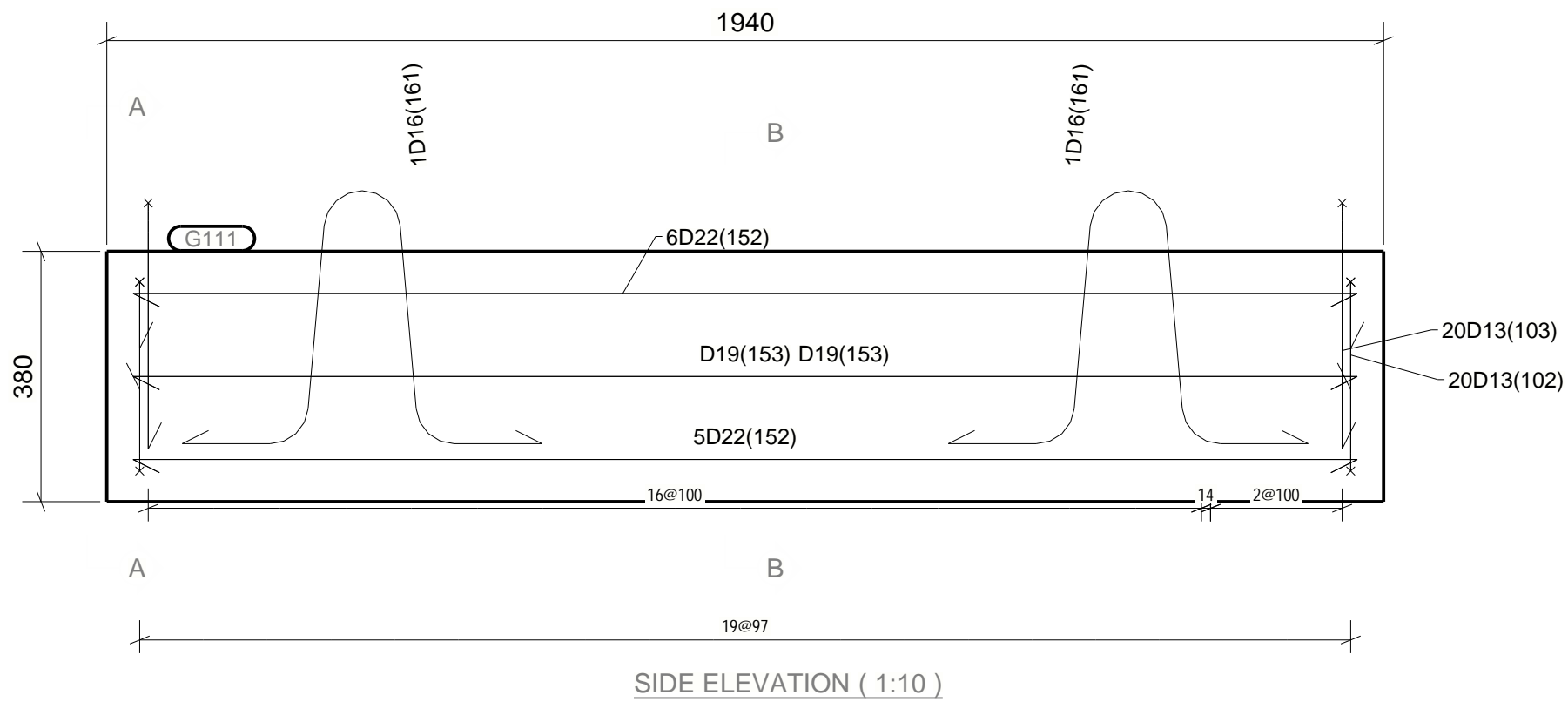
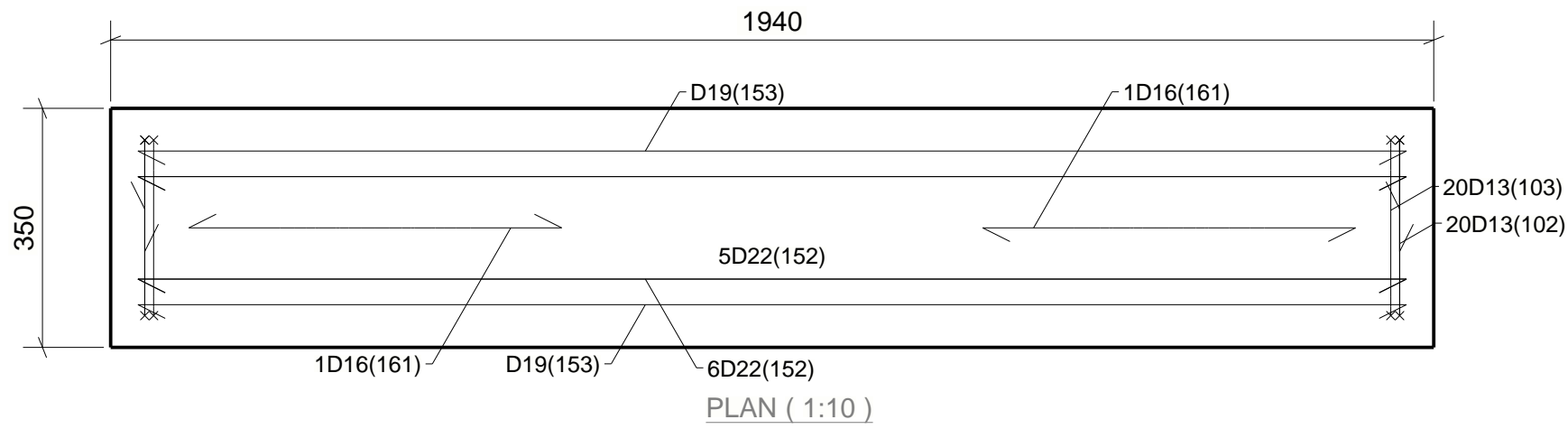
REV.

Bar Mark : 102	
shape code 99	45°
	45°
270	300

Bar Mark : 161	
shape code 99	85°
	85°
405	405
170°	180°

Element	Quantity
Element Weight (ton)	0.62
Concrete Volume (m3)	0.21
Concrete Grade	C30
Reinf. Bar 6-13 (kg)	39.4
Reinf. Bar 16-40 (kg)	60.0
Reinforcement (kg)	99.4
Reinforcement (kg/m3)	470.1
Strand (kg)	0.0
Mesh (kg)	0.0

BAR BENDING SCHEDULE							Shape Codes To BS8666: 2005 All Dimension Taken To The Outer Edge				
Bar Mark	Type	Size	Nos	L	Shape Code	Dimensions					Bending Radius
						A	B	C	D	ER	
102	D	13	16	1390	99					0	
103	D	13	16	960	21	380	270	380		0	
142	D	22	11	1510	00	1510				0	
143	D	19	2	1510	00	1510				0	
161	D	16	2	1160	99					0	



Element Quantity	2
Element Weight (ton)	0.75
Concrete Volume (m3)	0.26
Concrete Grade	C30
Reinf. Bar 6-13 (kg)	49.3
Reinf. Bar 16-40 (kg)	73.0
Reinforcement (kg)	122.3
Reinforcement (kg/m3)	474.1
Strand (kg)	0.0
Mesh (kg)	0.0

Bar Mark	Type	Size	Nos	L	Shape Code	Dimensions				Bending Radius
						A	B	C	D	
102	D	13	20	1390	99					0
103	D	13	20	960	21	380	270	380		0
152	D	22	11	1860	00	1860				0
153	D	19	2	1860	00	1860				0
161	D	16	2	1160	99					0

REV. DATE BY DESCRIPTION

PROJECT TITLE :

OWNER :

ARCHITECT :

CONSULTANT :

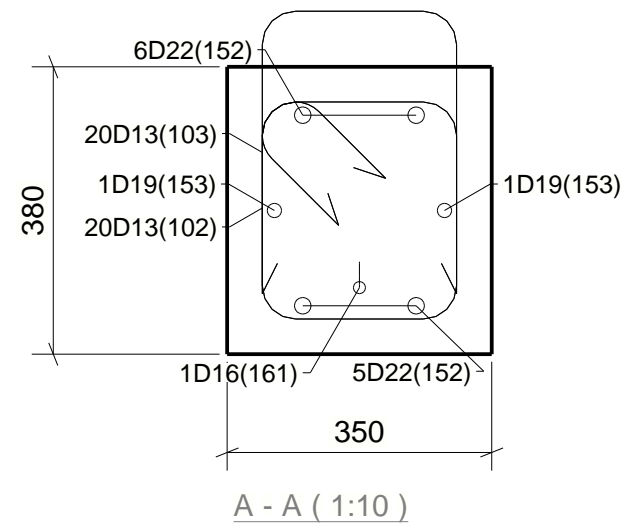
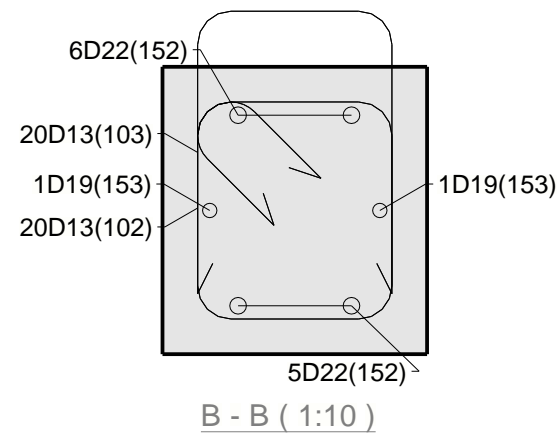
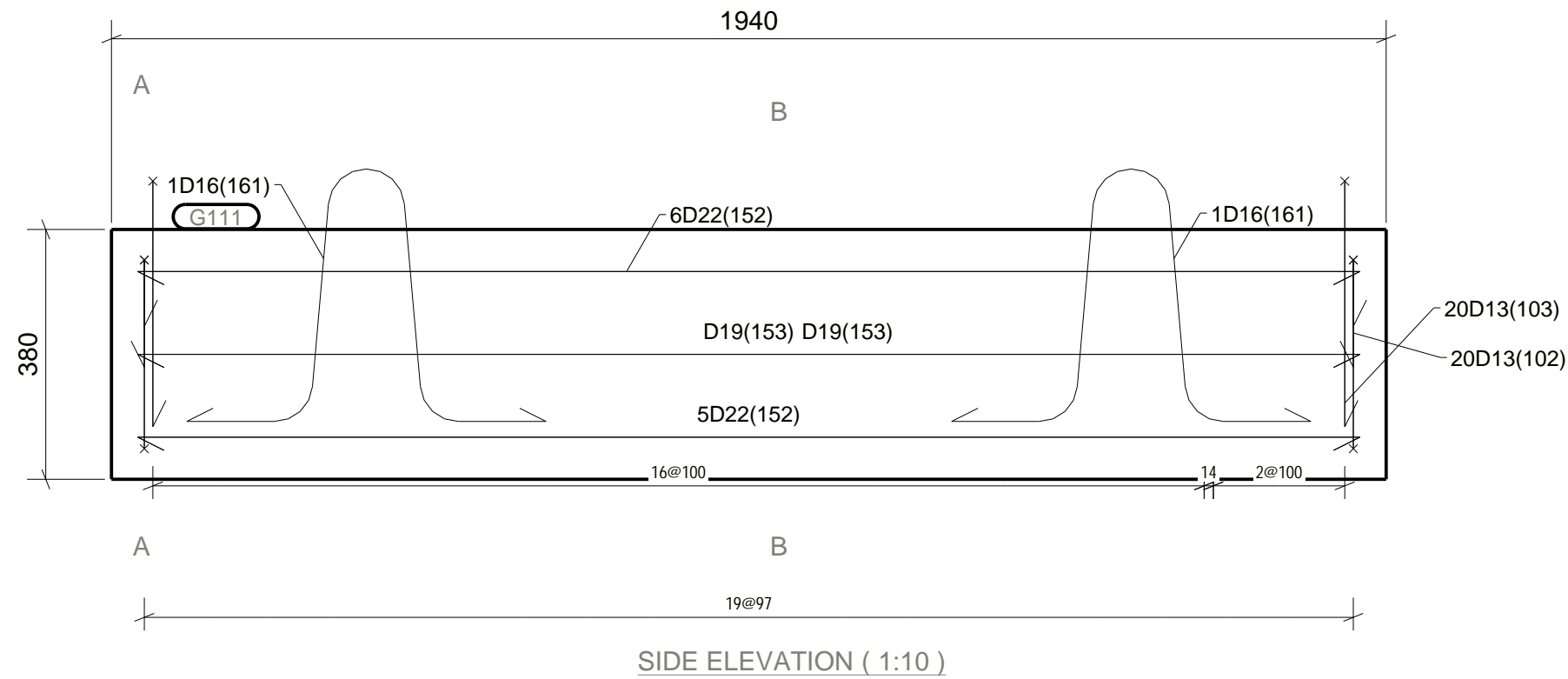
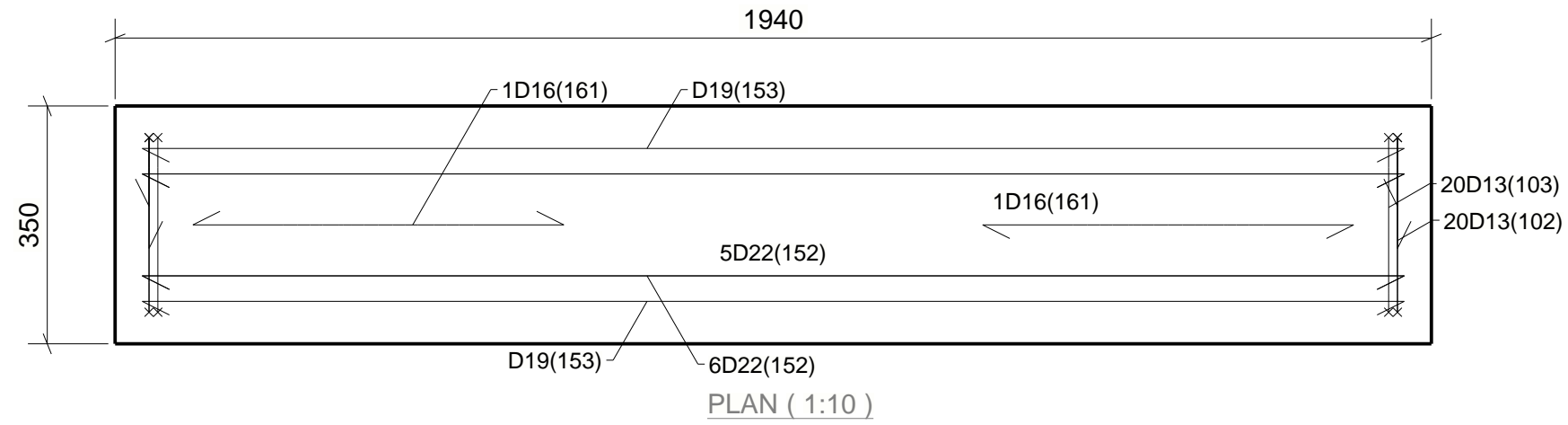
MAIN CONTRACTOR :

PROJECT :

TITLE :  
Tekla Structures Project Name

PRECASTER :

MODELLED BY	MODEL NAME	Gedung Kanto***
APPROVED BY	PROJECT ENGINEER	
ISSUE DATE	DESIGN ENGINEER	
PROJECT NUMBER	DRAWING NUMBER	REV.
TS1000	G111	



Bar Mark : 102	
Shape code 99	
Bar Mark : 161	
Shape code 99	
Element Quantity	2
Element Weight (ton)	0.75
Concrete Volume (m3)	0.26
Concrete Grade	C30
Reinf. Bar 6-13 (kg)	49.3
Reinf. Bar 16-40 (kg)	73.0
Reinforcement (kg)	122.3
Reinforcement (kg/m3)	474.1
Strand (kg)	0.0
Mesh (kg)	0.0

BAR BENDING SCHEDULE						Shape Codes To BS8666: 2005 All Dimension Taken To The Outer Edge					
Bar Mark	Type	Size	Nos	L	Shape Code	Dimensions			Bending Radius		
						A	B	C	D	ER	
102	D	13	20	1390	99					O	
103	D	13	20	960	21	380	270	380		O	
152	D	22	11	1860	00	1860				O	
153	D	19	2	1860	00					O	
161	D	16	2	1160	99					O	

REV. DATE BY DESCRIPTION

PROJECT TITLE :

OWNER :

ARCHITECT :

CONSULTANT :

MAIN CONTRACTOR :

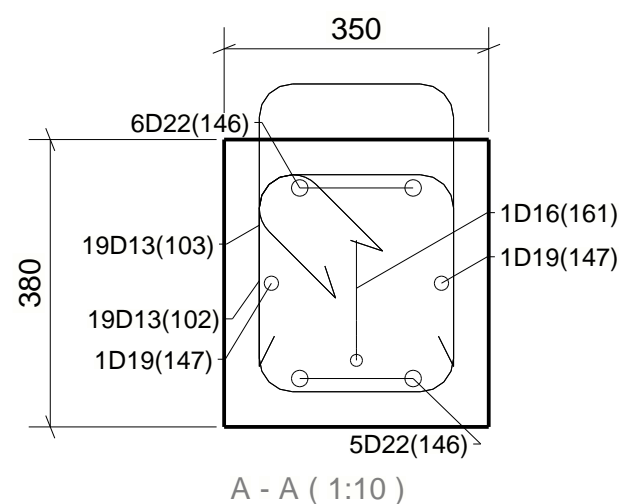
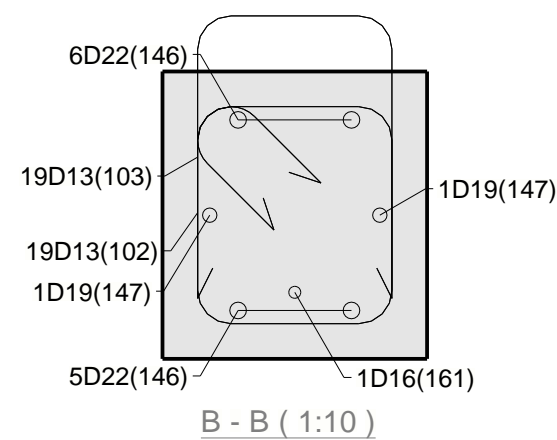
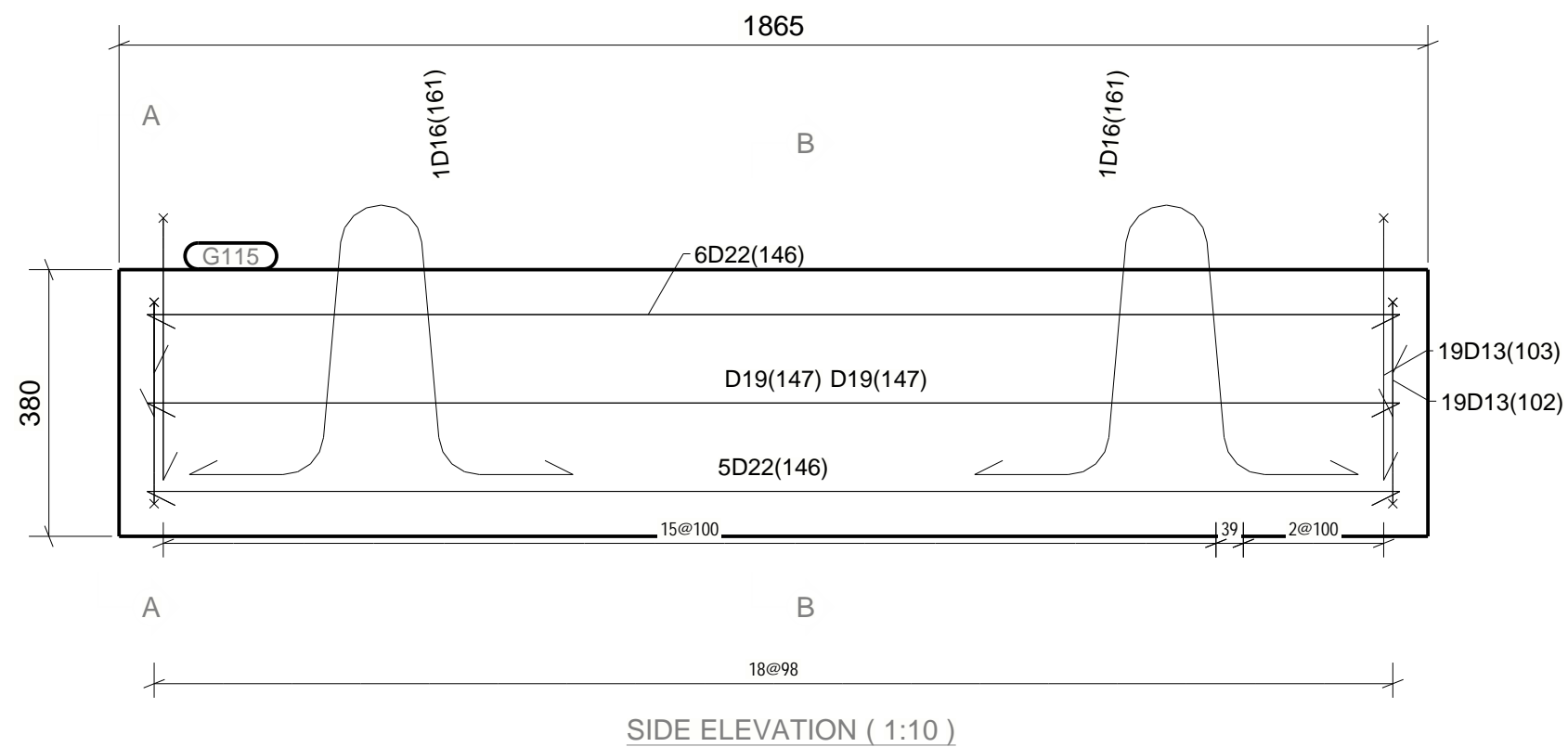
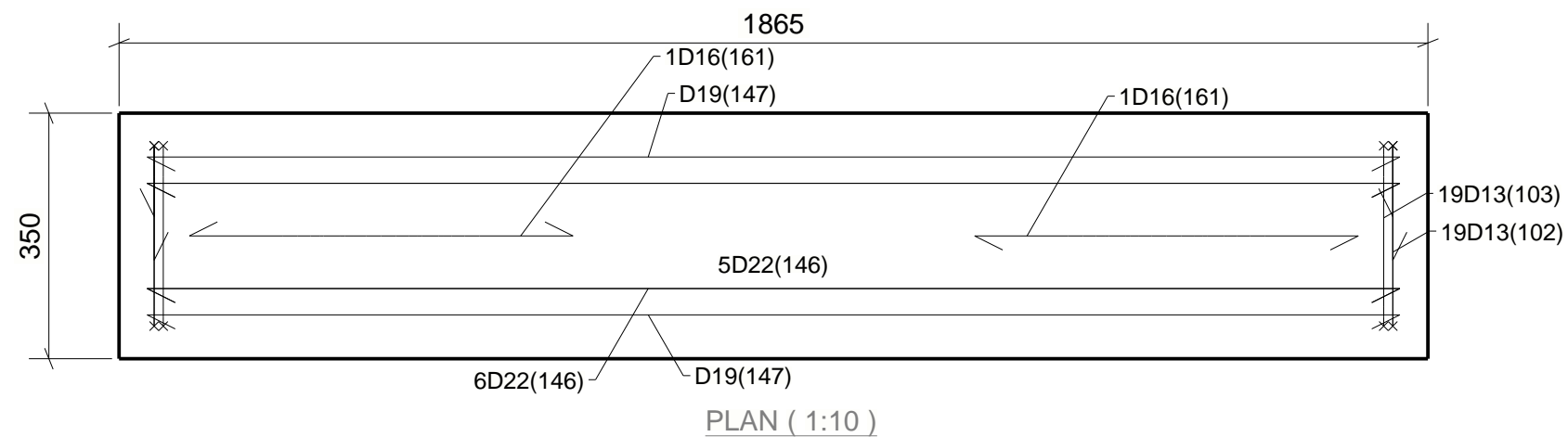
PROJECT :

TITLE :  
Tekla Structures Project Name

PRECASTER :

MODELLED BY	MODEL NAME	Gedung Kanto***
APPROVED BY	PROJECT ENGINEER	
ISSUE DATE	DESIGN ENGINEER	
PROJECT NUMBER	DRAWING NUMBER	REV.

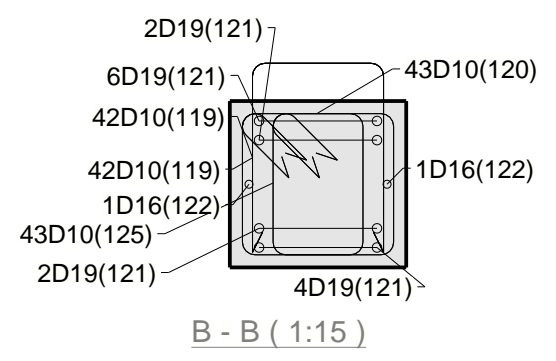
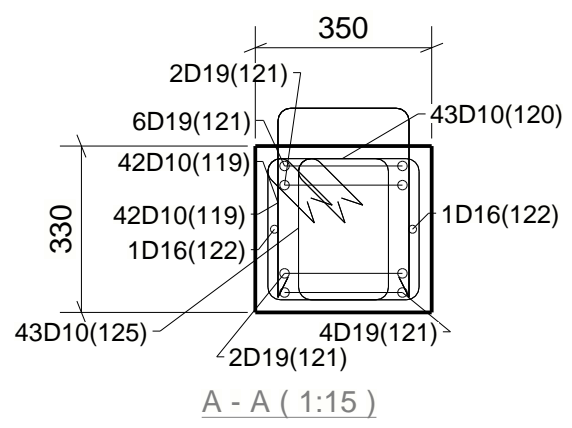
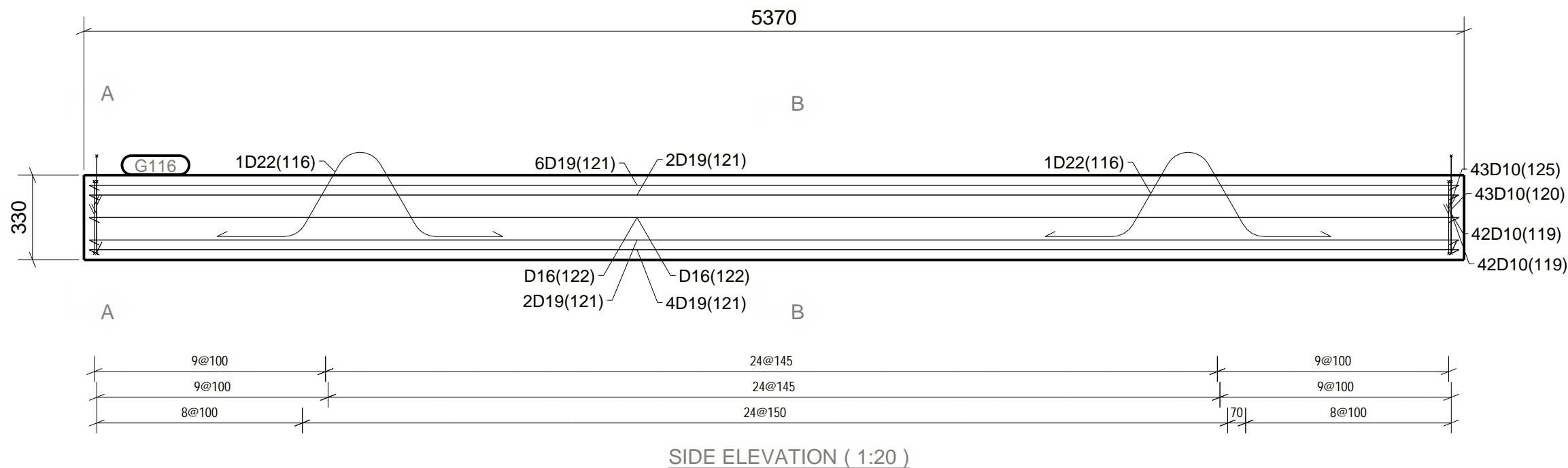
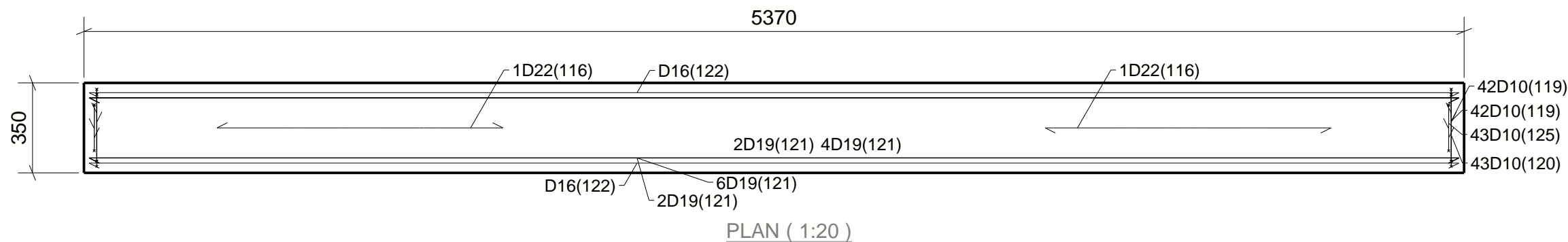




Bar Mark : 102	
shape code 99	
Bar Mark : 161	
shape code 99	
Element Quantity	2
Element Weight (ton)	0.72
Concrete Volume (m3)	0.25
Concrete Grade	C30
Reinf. Bar 6-13 (kg)	46.8
Reinf. Bar 16-40 (kg)	70.2
Reinforcement (kg)	117.1
Reinforcement (kg/m3)	472.0
Strand (kg)	0.0
Mesh (kg)	0.0

BAR BENDING SCHEDULE							Shape Codes To BS8666: 2005 All Dimension Taken To The Outer Edge				
Bar Mark	Type	Size	Nos	L	Shape Code	Dimensions			Bending		
						A	B	C	D	ER	
102	D	13	19	1390	99						
103	D	13	19	960	21	380	270	380			
146	D	22	11	1780	00	1785					
147	D	19	2	1780	00	1785					
161	D	16	2	1160	99						

REV.	DATE	BY	DESCRIPTION
PROJECT TITLE :			
OWNER :			
ARCHITECT :			
CONSULTANT :			
MAIN CONTRACTOR :			
PROJECT :			
TITLE :			
Tekla Structures Project Name			
PRECASTER :			
MODELLED BY	MODEL NAME		Gedung Kanto***
APPROVED BY	SCALE		1:10
ISSUE DATE	PROJECT ENGINEER		
PROJECT NUMBER	DESIGN ENGINEER		
TS1000	DRAWING NUMBER		G115
	REV.		



REV.	DATE	BY	DESCRIPTION

PROJECT TITLE :

OWNER :

ARCHITECT :

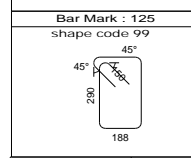
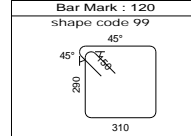
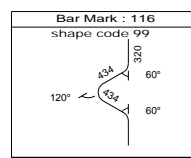
CONSULTANT :

MAIN CONTRACTOR :

PROJECT :

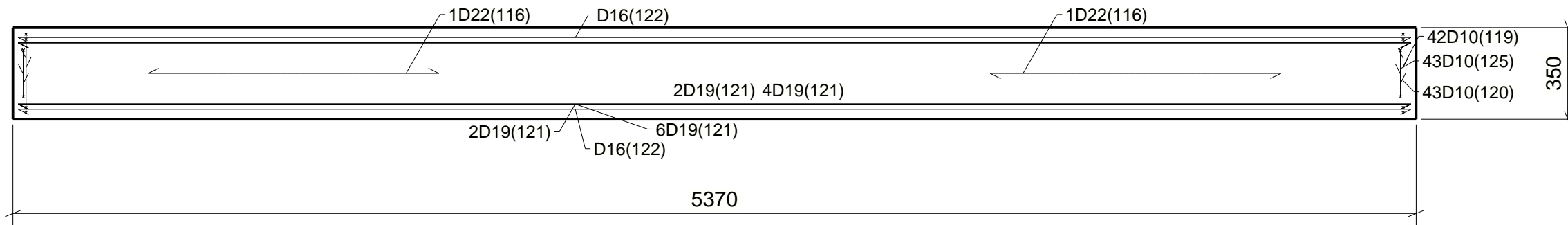
TITLE :  
Tekla Structures Project Name

PRECASTER :

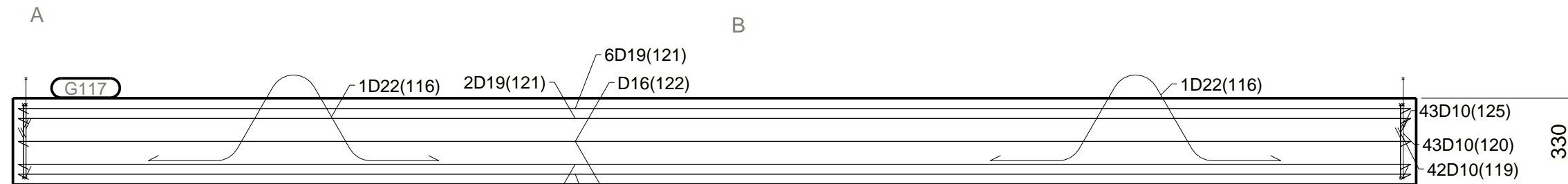


Element Quantity	1
Element Weight (ton)	1.83
Concrete Volume (m3)	0.62
Concrete Grade	C30
Reinf. Bar 6-13 (kg)	120.8
Reinf. Bar 16-40 (kg)	191.6
Reinforcement (kg)	312.4
Reinforcement (kgm3)	503.6
Strand (kg)	0.0
Mesh (kg)	0.0

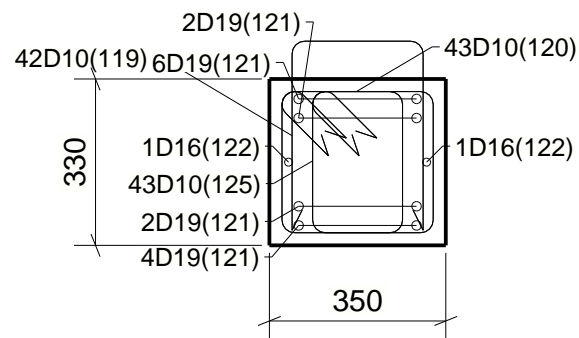
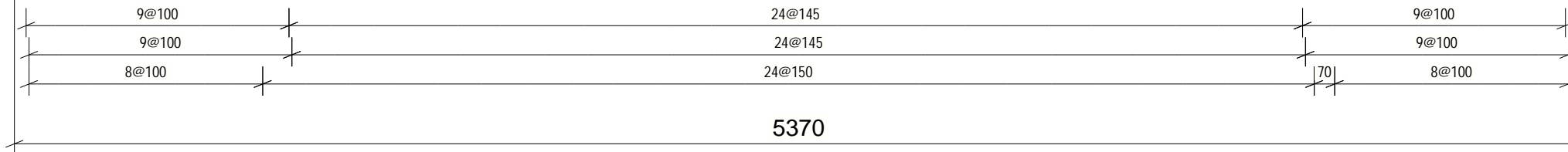
Bar Mark	Type	Size	Nos	L	Shape Code	Dimensions				Bending Radius
						A	B	C	D	
116	D	22	2	1450	99					O
119	D	10	84	980	21	380	270	380		O
120	D	10	43	1430	99					O
121	D	19	14	5330	00	5330				O
122	D	16	2	5330	00	5330				O
125	D	10	43	1190	99					O



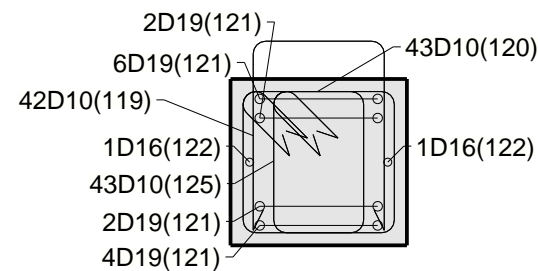
PLAN ( 1:20 )



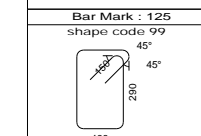
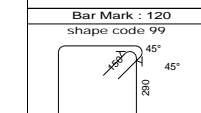
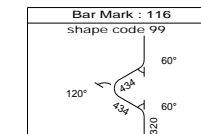
SIDE ELEVATION ( 1:20 )



A - A ( 1:15 )



B - B ( 1:15 )



Element Quantity	1
Element Weight (ton)	1.80
Concrete Volume (m3)	0.62
Concrete Grade	C30
Reinf. Bar 6-13 (kg)	95.2
Reinf. Bar 16-40 (kg)	191.6
Reinforcement (kg)	286.8
Reinforcement (kgm3)	462.4
Strand (kg)	0.0
Mesh (kg)	0.0

Bar Mark	Type	Size	Nos	L	Shape Code	Dimensions				Bending Radius
						A	B	C	D	
116	D	22	2	1450	99					0
119	D	10	42	980	21	380	270	380		0
120	D	10	43	1430	99					0
121	D	19	14	5330	00	5330				0
122	D	16	2	5330	00	5330				0
125	D	10	43	1190	99					0

REV. DATE BY DESCRIPTION

PROJECT TITLE :

OWNER :

ARCHITECT :

CONSULTANT :

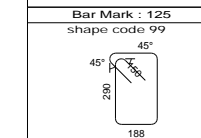
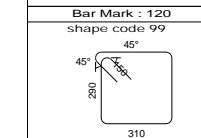
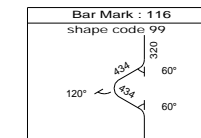
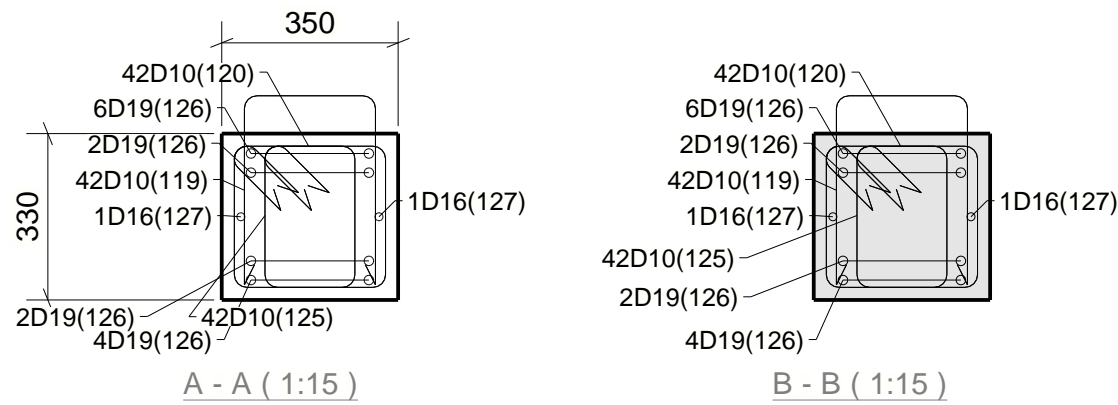
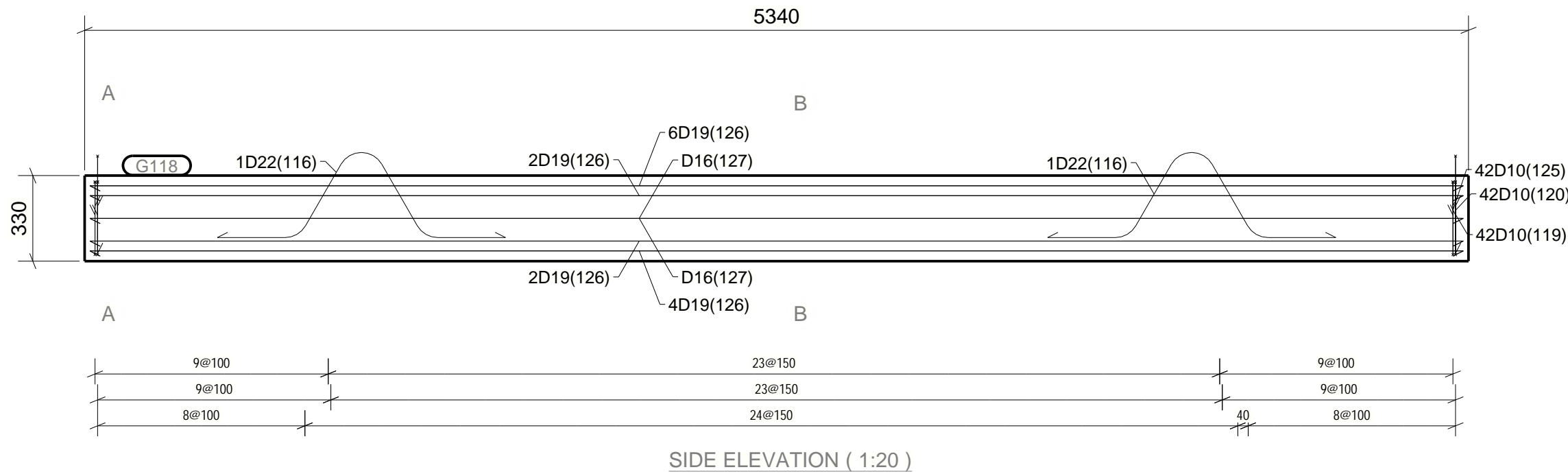
MAIN CONTRACTOR :

PROJECT :

TITLE :  
Tekla Structures Project Name

PRECASTER :

MODELLED BY	MODEL NAME	Gedung Kanto***
APPROVED BY	PROJECT ENGINEER	
ISSUE DATE	DESIGN ENGINEER	
PROJECT NUMBER	DRAWING NUMBER	REV.
TS1000	G117	



Element Quantity	2
Element Weight (ton)	1.79
Concrete Volume (m3)	0.62
Concrete Grade	C30
Reinf. Bar 6-13 (kg)	93.6
Reinf. Bar 16-40 (kg)	190.6
Reinforcement (kg)	284.1
Reinforcement (kgm3)	460.7
Strand (kg)	0.0
Mesh (kg)	0.0

BAR BENDING SCHEDULE										Shape Codes To BS8666: 2005 All Dimension Taken To The Outer Edge	
Bar Mark	Type	Size	Nos	L	Shape Code	Dimensions				Bending Radius	
						A	B	C	D		
116	D	22	2	1450	99					0	
119	D	10	42	980	21	380	270	380		0	
120	D	10	42	1430	99					0	
125	D	10	42	1190	99					0	
126	D	19	14	5300	00	5300				0	
127	D	16	2	5300	00	5300				0	

REV. DATE BY DESCRIPTION

PROJECT TITLE :

OWNER :

ARCHITECT :

CONSULTANT :

MAIN CONTRACTOR :

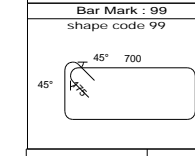
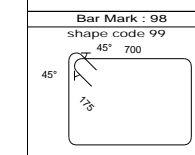
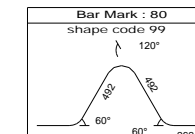
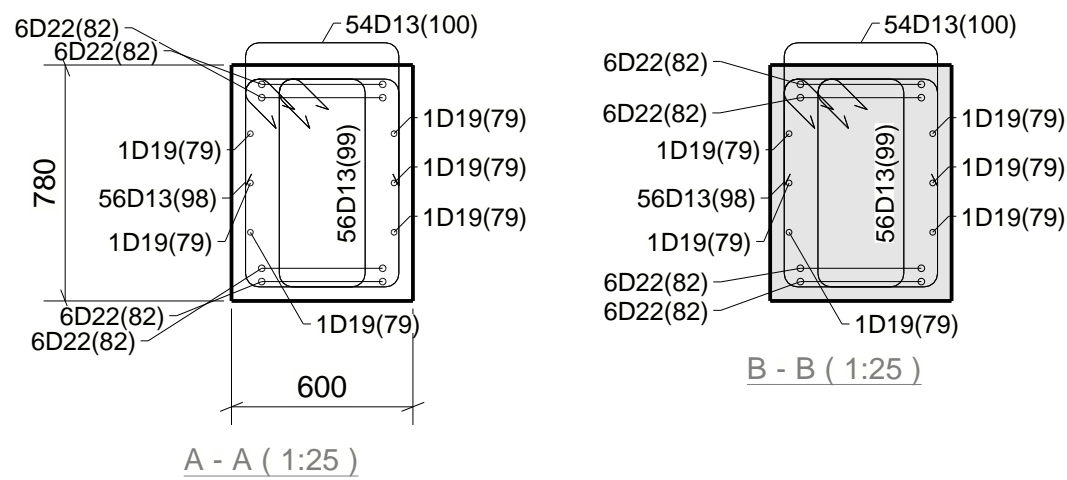
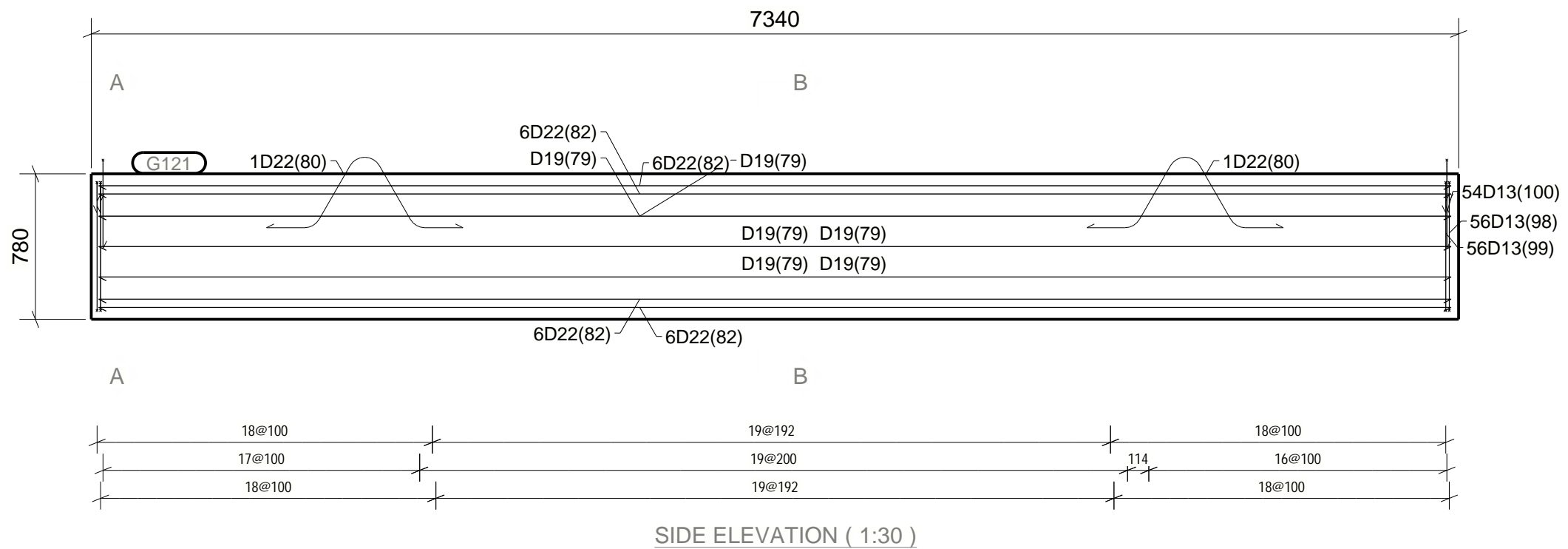
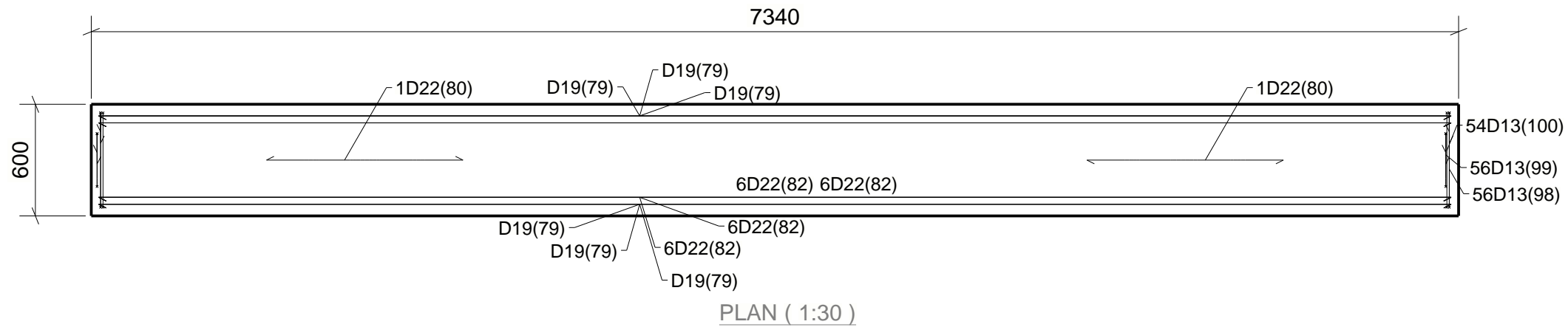
PROJECT :

TITLE :

Tekla Structures Project Name

PRECASTER :

MODELLED BY	MODEL NAME	Gedung Kanto***
APPROVED BY	PROJECT ENGINEER	
ISSUE DATE	DESIGN ENGINEER	
PROJECT NUMBER	DRAWING NUMBER	REV.
TS1000	G118	



Element Quantity	1
Element Weight (ton)	9.40
Concrete Volume (m3)	3.44
Concrete Grade	C30
Reinf. Bar 6-13 (kg)	368.7
Reinf. Bar 16-40 (kg)	625.6
Reinforcement (kg)	994.3
Reinforcement (kgm3)	289.4
Strand (kg)	0.0
Mesh (kg)	0.0

Bar Mark	Type	Size	Nos	L	Shape Code	Dimensions				Bending Radius
						A	B	C	D	
79	D	19	6	7260	00	7260				0
80	D	22	2	1450	99					0
82	D	22	24	7260	00	7260				0
98	D	13	56	2690	99					0
99	D	13	56	2250	99					0
100	D	13	54	1410	21	480	520	480		0

REV. DATE BY DESCRIPTION

PROJECT TITLE :

OWNER :

ARCHITECT :

CONSULTANT :

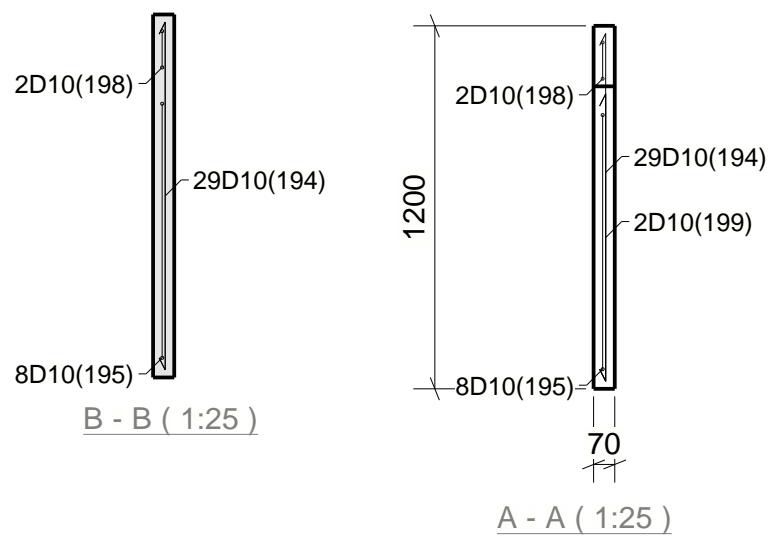
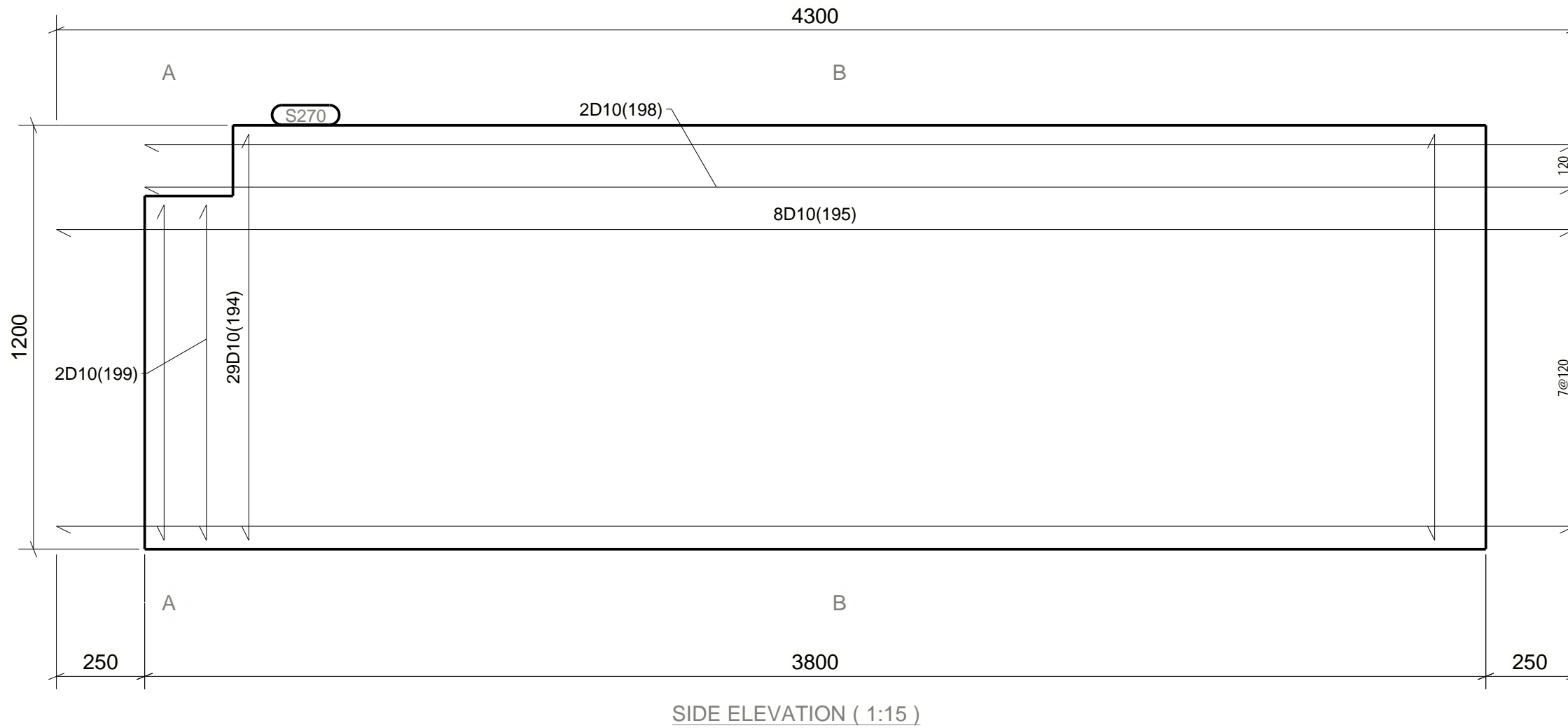
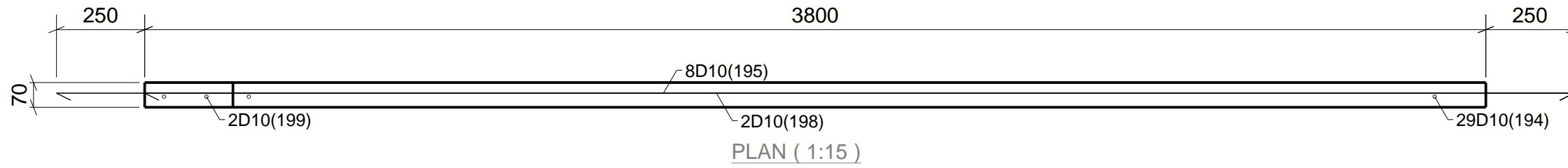
MAIN CONTRACTOR :

PROJECT :

TITLE :  
Tekla Structures Project Name

PRECASTER :

MODELLED BY	MODEL NAME	Gedung Kanto***
SCALE	APPROVED BY	
ISSUE DATE	PROJECT ENGINEER	
PROJECT NUMBER	DESIGN ENGINEER	
TS1000	DRAWING NUMBER	G121
	REV.	



Element Quantity	4
Element Weight (ton)	0.82
Concrete Volume (m3)	0.32
Concrete Grade	C30
Reinf. Bar 6-13 (kg)	47.9
Reinf. Bar 16-40 (kg)	0.0
Reinforcement (kg)	47.9
Reinforcement (kgm3)	151.7
Strand (kg)	0.0
Mesh (kg)	0.0

Bar Mark	Type	Size	Nos	L	Shape Code	All Dimension Taken To The Outer Edge						
						Dimensions			Bending Radius			
						A	B	C	D	SR	Radius	
194	D	10	29	1150	00	1150					0	
195	D	10	8	4300	00	4300					0	
198	D	10	2	4050	00	4050					0	
199	D	10	2	950	00	950					0	

REV. DATE BY DESCRIPTION

PROJECT TITLE :

OWNER :

ARCHITECT :

CONSULTANT :

MAIN CONTRACTOR :

PROJECT :

TITLE :  
Tekla Structures Project Name

PRECASTER :

MODELLED BY  
MODEL NAME Gedung Kanto\*\*\*

APPROVED BY

SCALE 1:15 1:25

PROJECT ENGINEER

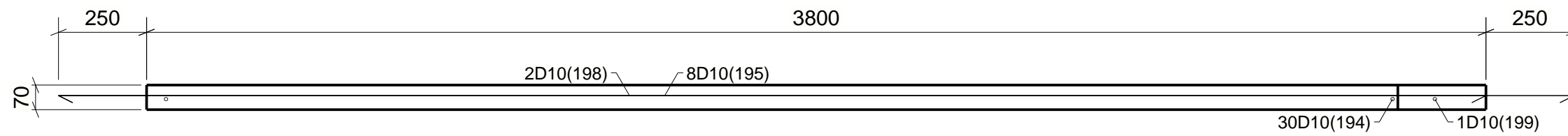
ISSUE DATE

DESIGN ENGINEER

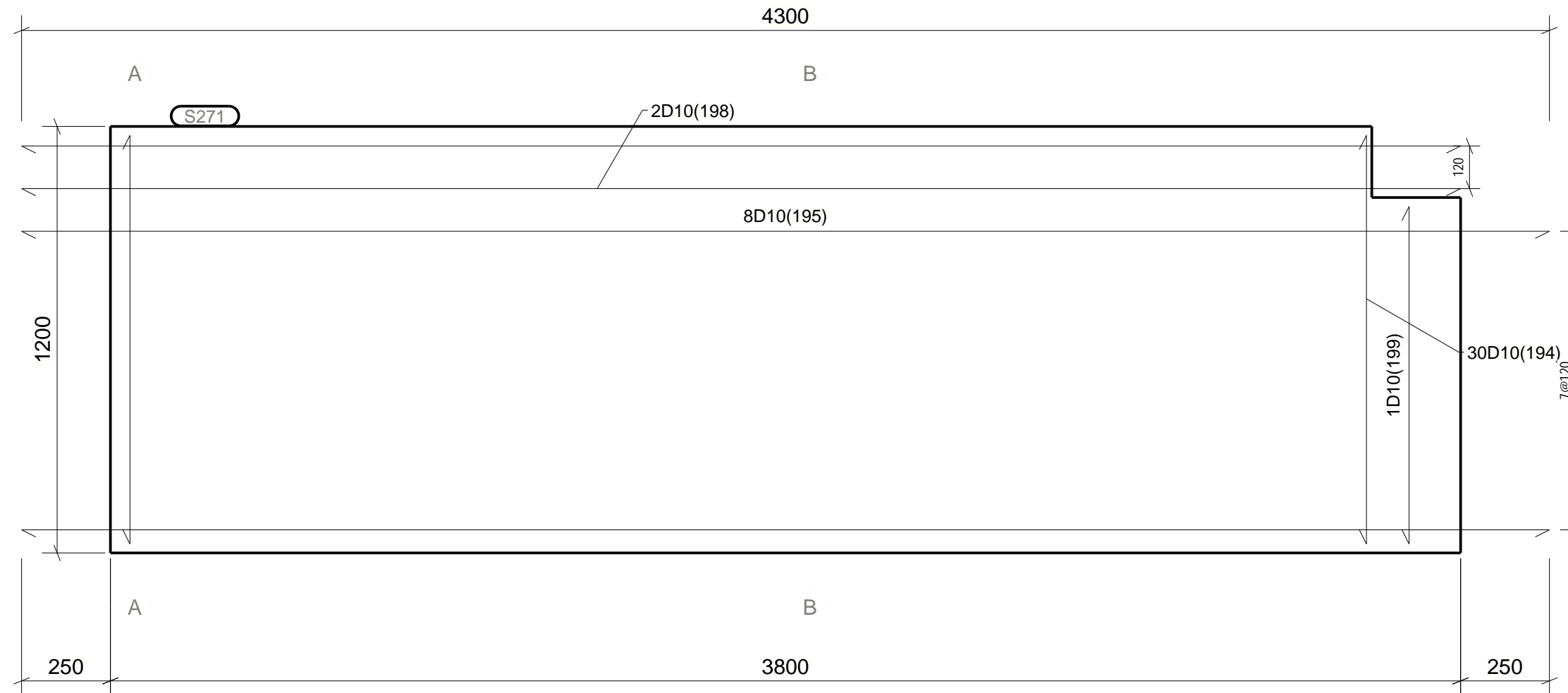
PROJECT NUMBER TS1000

DRAWING NUMBER S270

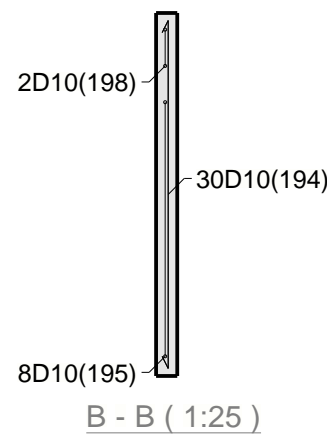
REV.



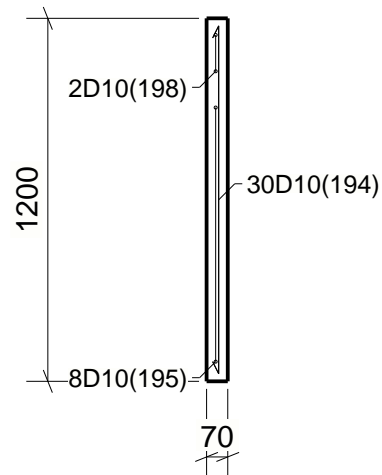
PLAN ( 1:15 )



SIDE ELEVATION ( 1:15 )



B - B ( 1:25 )



A - A ( 1:25 )

Element Quantity	5
Element Weight (ton)	0.82
Concrete Volume (m3)	0.32
Concrete Grade	C30
Reinf. Bar 6-13 (kg)	48.0
Reinf. Bar 16-40 (kg)	0.0
Reinforcement (kg)	48.0
Reinforcement (kgm3)	152.1
Strand (kg)	0.0
Mesh (kg)	0.0

REV.	DATE	BY	DESCRIPTION
------	------	----	-------------

PROJECT TITLE :

OWNER :

ARCHITECT :

CONSULTANT :

MAIN CONTRACTOR :

PROJECT :

TITLE :  
Tekla Structures Project Name

PRECASTER :

MODELLED BY: MODEL NAME Gedung Kanto\*\*\*

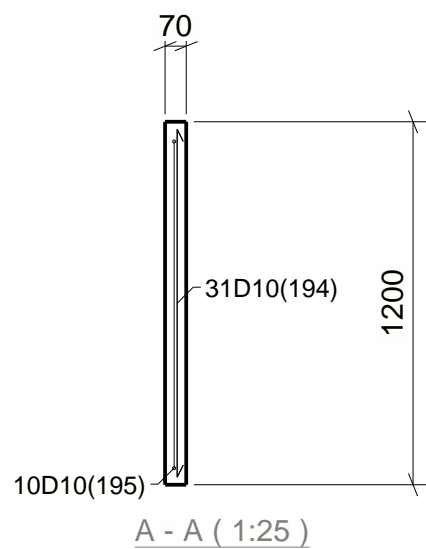
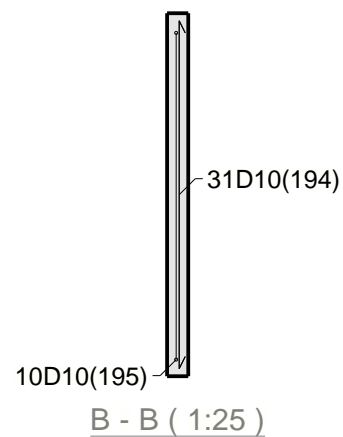
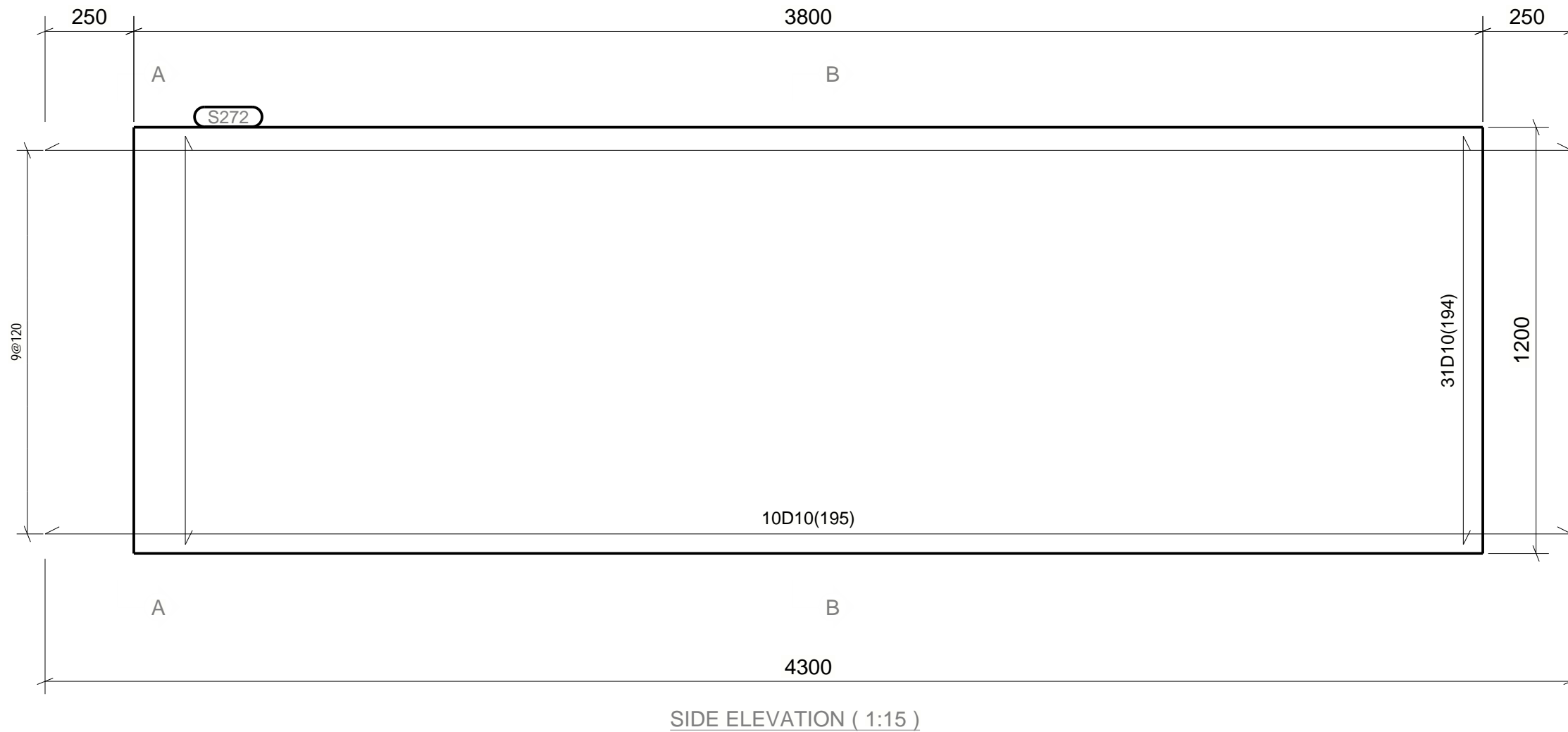
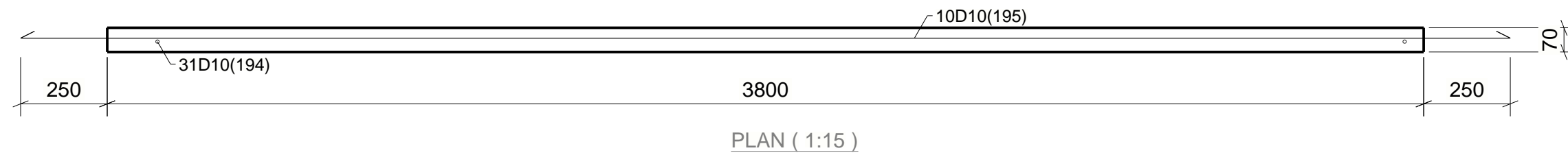
APPROVED BY:

SCALE 1:15 1:25 PROJECT ENGINEER

ISSUE DATE DESIGN ENGINEER

PROJECT NUMBER TS1000 DRAWING NUMBER S271 REV.

BAR BENDING SCHEDULE							Shape Codes To BS8666: 2005 All Dimension Taken To The Outer Edge					
Bar Mark	Type	Size	Nos	L	Shape Code	Dimensions					Bending Radius	
						A	B	C	D	SR		
194	D	10	30	1150	00	1150						
195	D	10	8	4300	00	4300						
198	D	10	2	4050	00	4050						
199	D	10	1	950	00	950						



REV.	DATE	BY	DESCRIPTION

PROJECT TITLE :

OWNER :

ARCHITECT :

CONSULTANT :

MAIN CONTRACTOR :

PROJECT :

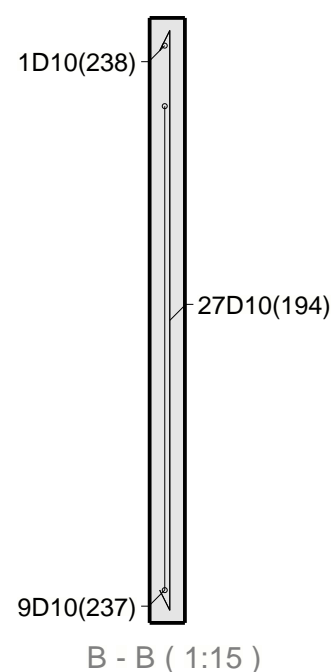
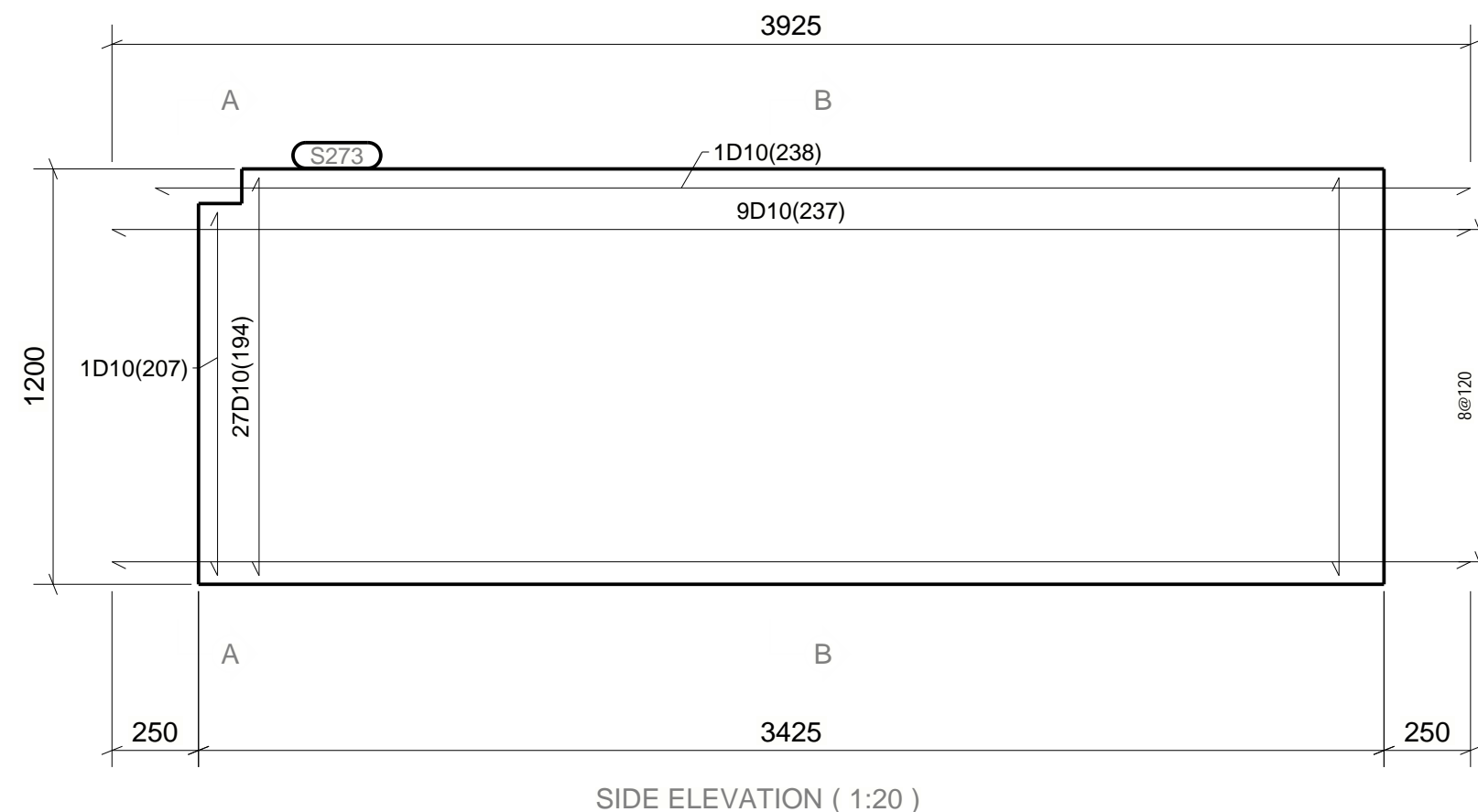
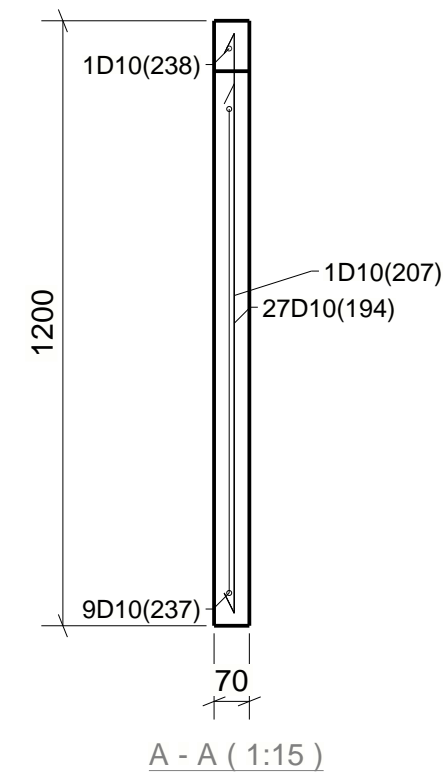
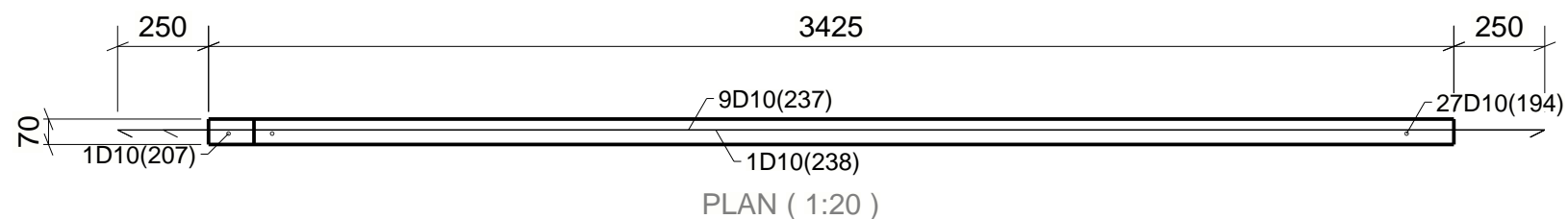
TITLE :  
Tekla Structures Project Name

PRECASTER :

Element Quantity	34	MODELLED BY	MODEL NAME Gedung Kanto***
Element Weight (ton)	0.83	APPROVED BY	
Concrete Volume (m3)	0.32	ISSUE DATE	1:15 1:25
Concrete Grade	C30	PROJECT ENGINEER	
Reinf. Bar 6-13 (kg)	48.4	DESIGN ENGINEER	
Reinf. Bar 16-40 (kg)	0.0	DRAWING NUMBER	S272
Reinforcement (kg)	48.4	REV.	
Reinforcement (kg/m3)	151.8		
Strand (kg)	0.0		
Mesh (kg)	0.0		

BAR BENDING SCHEDULE										Shape Codes To BS8666: 2005 All Dimension Taken To The Outer Edge			
Bar Mark	Type	Size	Nos	L	Shape Code	Dimensions				Bending Radius			
						a	b	c	d				
194	D	10	31	1150	00	1150					0		
195	D	10	10	4300	00	4300					0		





REV. DATE BY DESCRIPTION

PROJECT TITLE :

OWNER :

ARCHITECT :

CONSULTANT :

MAIN CONTRACTOR :

PROJECT :

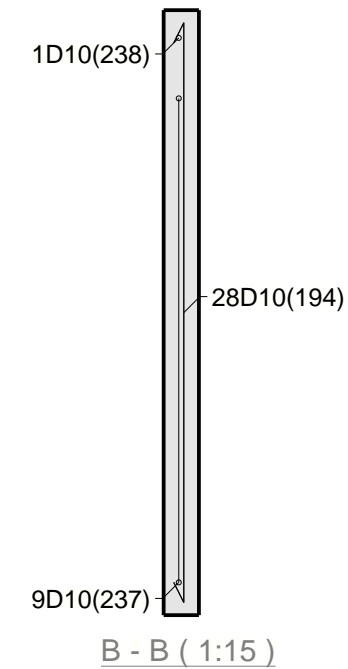
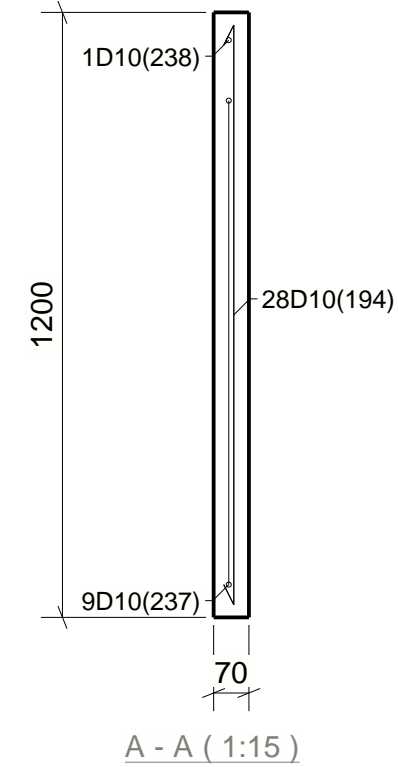

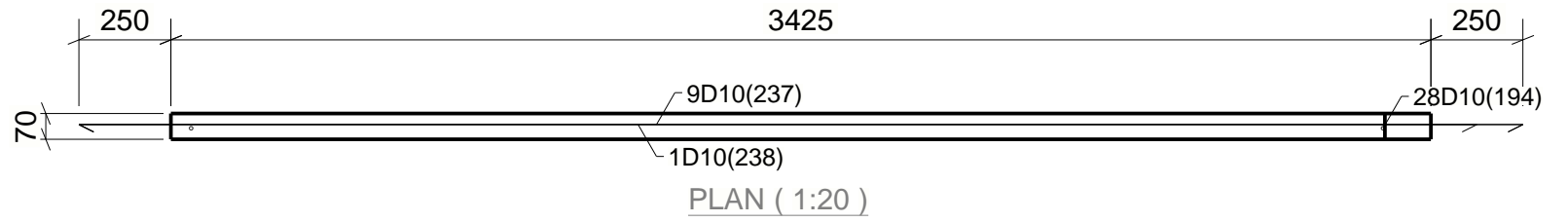
TITLE :  
Tekla Structures Project Name

PRECASTER :

Element Quantity	1
Element Weight (ton)	0.75
Concrete Volume (m3)	0.29
Concrete Grade	C30
Reinf. Bar 6-13 (kg)	43.9
Reinf. Bar 16-40 (kg)	0.0
Reinforcement (kg)	43.9
Reinforcement (kgm3)	153.0
Strand (kg)	0.0
Mesh (kg)	0.0

BAR BENDING SCHEDULE							Shape Codes To BS8666: 2005 All Dimension Taken To The Outer Edge					
Bar Mark	Type	Size	Nos	L	Shape Code	Dimensions						
						A	B	C	d	sr	Bending Radius	
194	D	10	27	1150	00	1150					0	
207	D	10	1	1050	00	1050					0	
237	D	10	9	3920	00	3925					0	
238	D	10	1	3800	00	3800					0	

MODELLED BY	MODEL NAME	Gedung Kanto***
SCALE	1:20 1:15	APPROVED BY
ISSUE DATE	PROJECT ENGINEER	DESIGN ENGINEER
PROJECT NUMBER	TS1000	DRAWING NUMBER
	S273	REV.



Element Quantity	1
Element Weight (ton)	0.75
Concrete Volume (m3)	0.28
Concrete Grade	C30
Reinf. Bar 6-13 (kg)	43.9
Reinf. Bar 16-40 (kg)	0.0
Reinforcement (kg)	43.9
Reinforcement (kg/m3)	153.2
Strand (kg)	0.0
Mesh (kg)	0.0

BAR BENDING SCHEDULE							Shape Codes To BS8666: 2005 All Dimension Taken To The Outer Edge				
Bar Mark	Type	Size	Nos	L	Shape Code	Dimensions					Bending Radius
						A	B	C	D	E/R	
194	D	10	28	1150	00	1150					0
237	D	10	9	3920	00	3925					0
238	D	10	1	3800	00	3800					0

REV.	DATE	BY	DESCRIPTION

PROJECT TITLE :

OWNER :

ARCHITECT :

CONSULTANT :

MAIN CONTRACTOR :

PROJECT :

TITLE :  
Tekla Structures Project Name

PRECASTER :

MODELLED BY	MODEL NAME	Gedung Kanto***
APPROVED BY	PROJECT ENGINEER	
ISSUE DATE	DESIGN ENGINEER	
PROJECT NUMBER	DRAWING NUMBER	S274
SCALE	1:20 1:15	
REV.		


REV.	DATE	BY	DESCRIPTION
------	------	----	-------------

PROJECT TITLE :

OWNER :

ARCHITECT :

CONSULTANT :

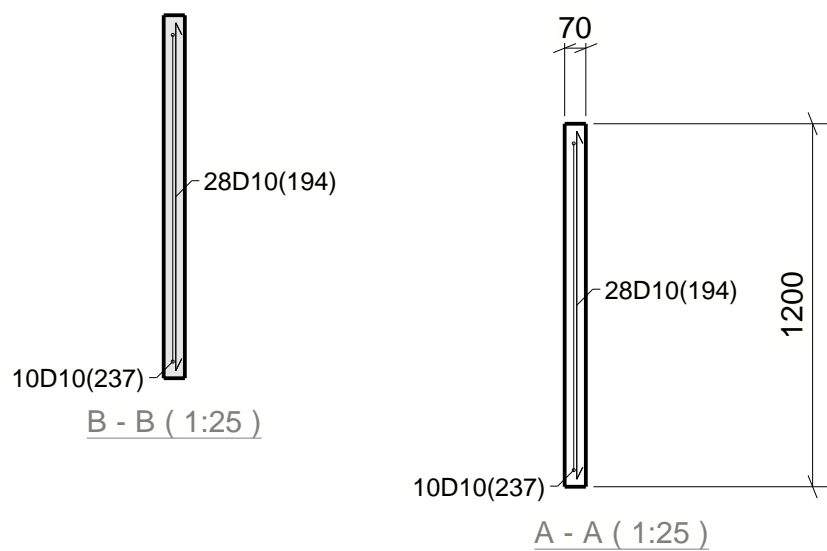
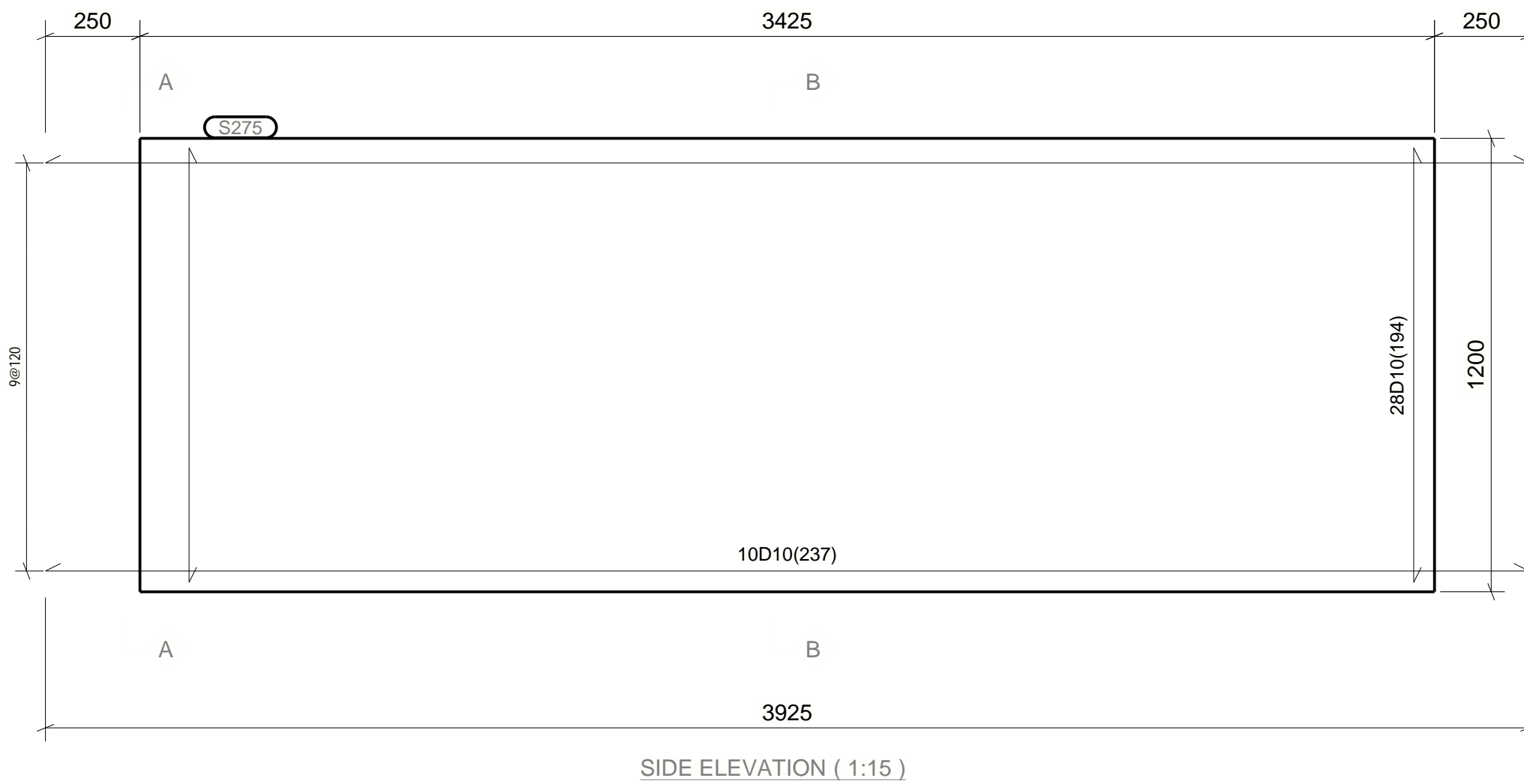
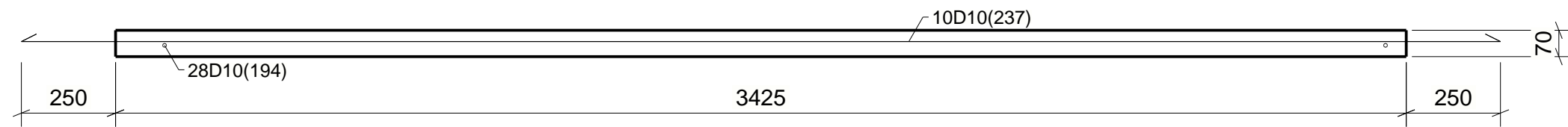
MAIN CONTRACTOR :

PROJECT :

TITLE :  
Tekla Structures Project Name

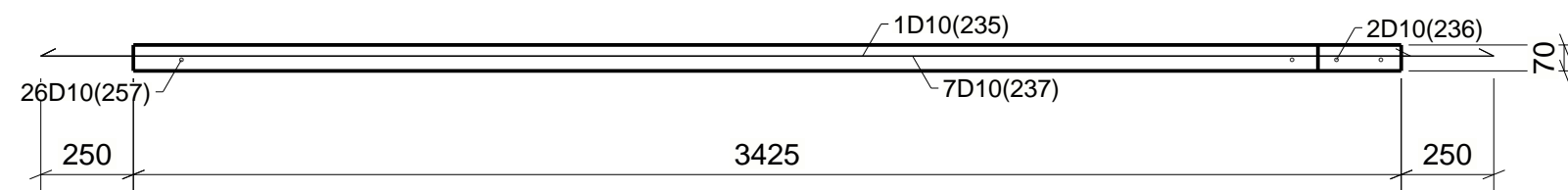
PRECASTER :

MODELLED BY	MODEL NAME	Gedung Kanto***
APPROVED BY	PROJECT ENGINEER	
ISSUE DATE	DESIGN ENGINEER	
PROJECT NUMBER	DRAWING NUMBER	REV.
TS1000	S275	

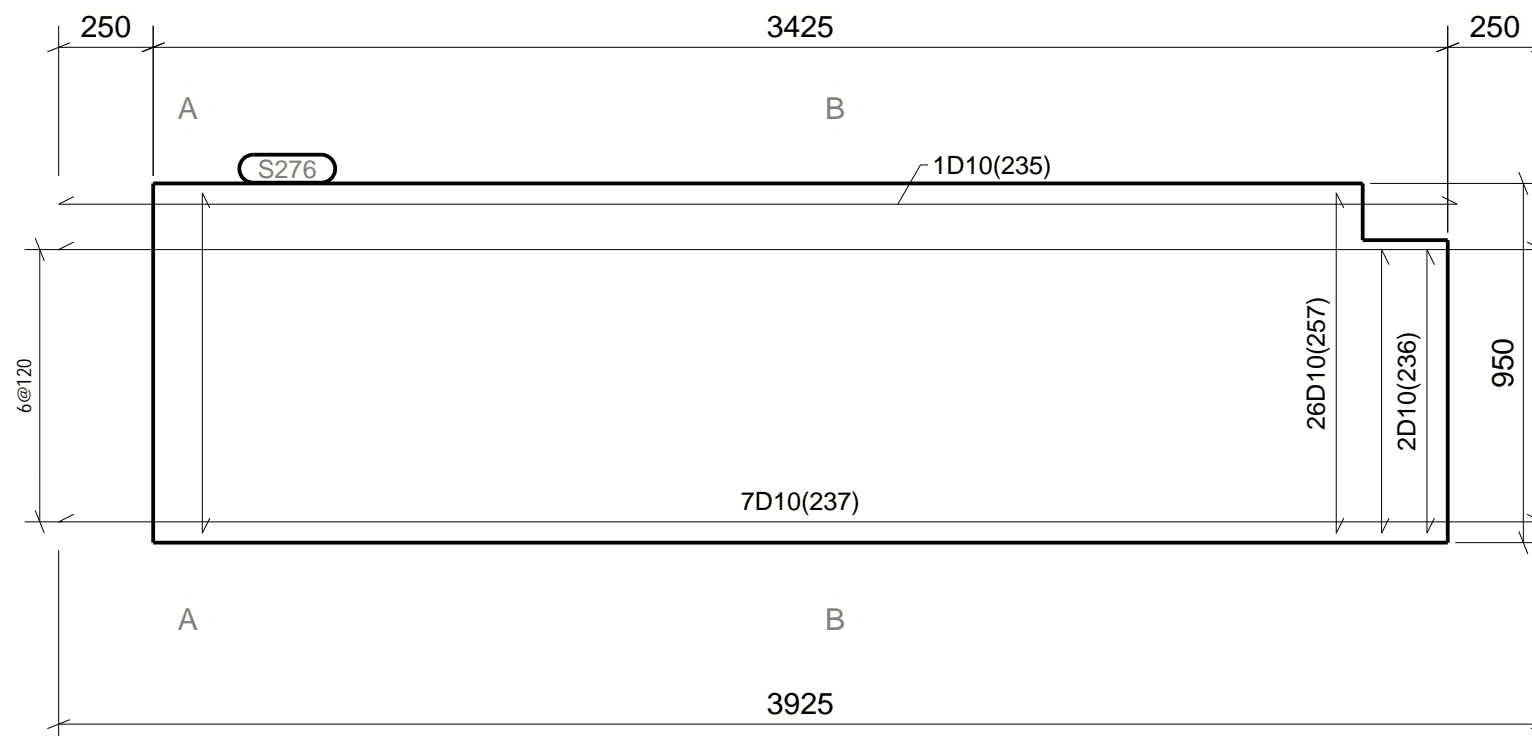


Element Quantity	10
Element Weight (ton)	0.75
Concrete Volume (m <sup>3</sup> )	0.29
Concrete Grade	C30
Reinf. Bar 6-13 (kg)	44.0
Reinf. Bar 16-40 (kg)	0.0
Reinforcement (kg)	44.0
Reinforcement (kg/m <sup>3</sup> )	153.0
Strand (kg)	0.0
Mesh (kg)	0.0

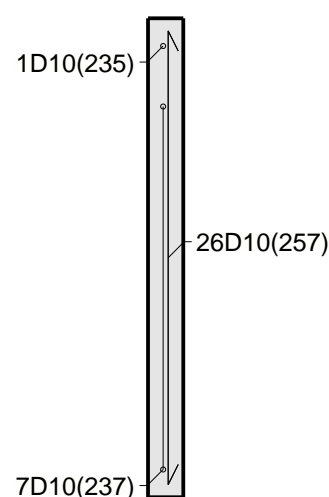
Bar Mark	Type	Size	Nos	L	Shape Code	Dimensions				Bending Radius
						a	b	c	d	
194	D	10	28	1150	00	1150				0
237	D	10	10	3920	00	3925				0



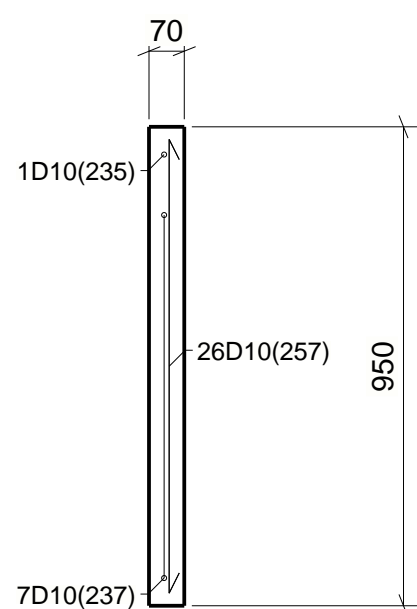
PLAN ( 1:20 )



SIDE ELEVATION ( 1:20 )



B - B ( 1:15 )



A - A ( 1:15 )

Element Quantity	1
Element Weight (ton)	0.59
Concrete Volume (m3)	0.23
Concrete Grade	C30
Reinf. Bar 6-13 (kg)	34.5
Reinf. Bar 16-40 (kg)	0.0
Reinforcement (kg)	34.5
Reinforcement (kg/m3)	153.2
Strand (kg)	0.0
Mesh (kg)	0.0

BAR BENDING SCHEDULE						Shape Codes To BS8666: 2005 All Dimension Taken To The Outer Edge					
Bar Mark	Type	Size	Nos	L	Shape Code	Dimensions				Bending Radius	
						A	B	C	D		
235	D	10	1	3700	00	3700					
236	D	10	2	750	00	750					
237	D	10	7	3920	00	3925					
257	D	10	26	900	00	900					

REV. DATE BY DESCRIPTION

PROJECT TITLE :

OWNER :

ARCHITECT :

CONSULTANT :

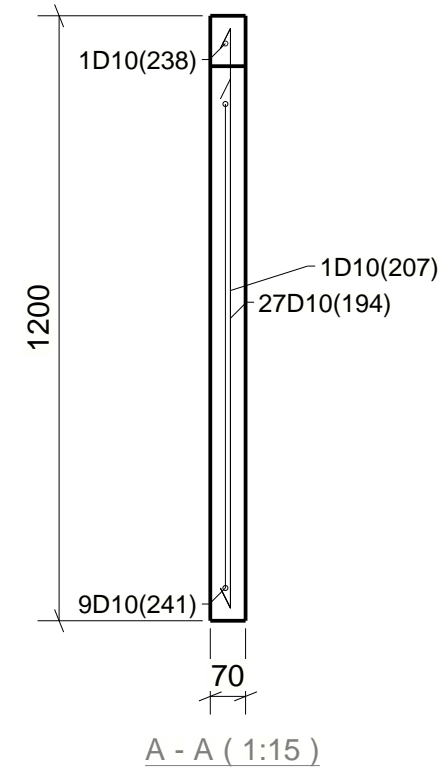
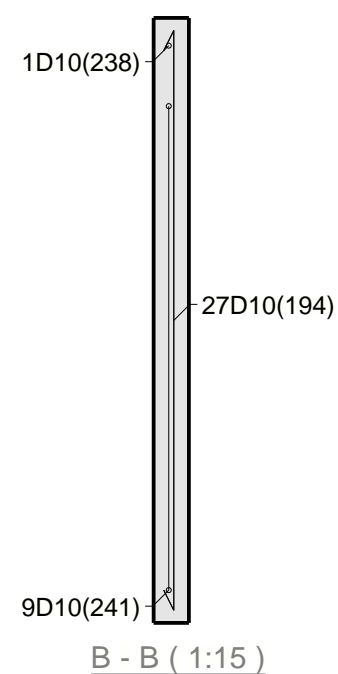
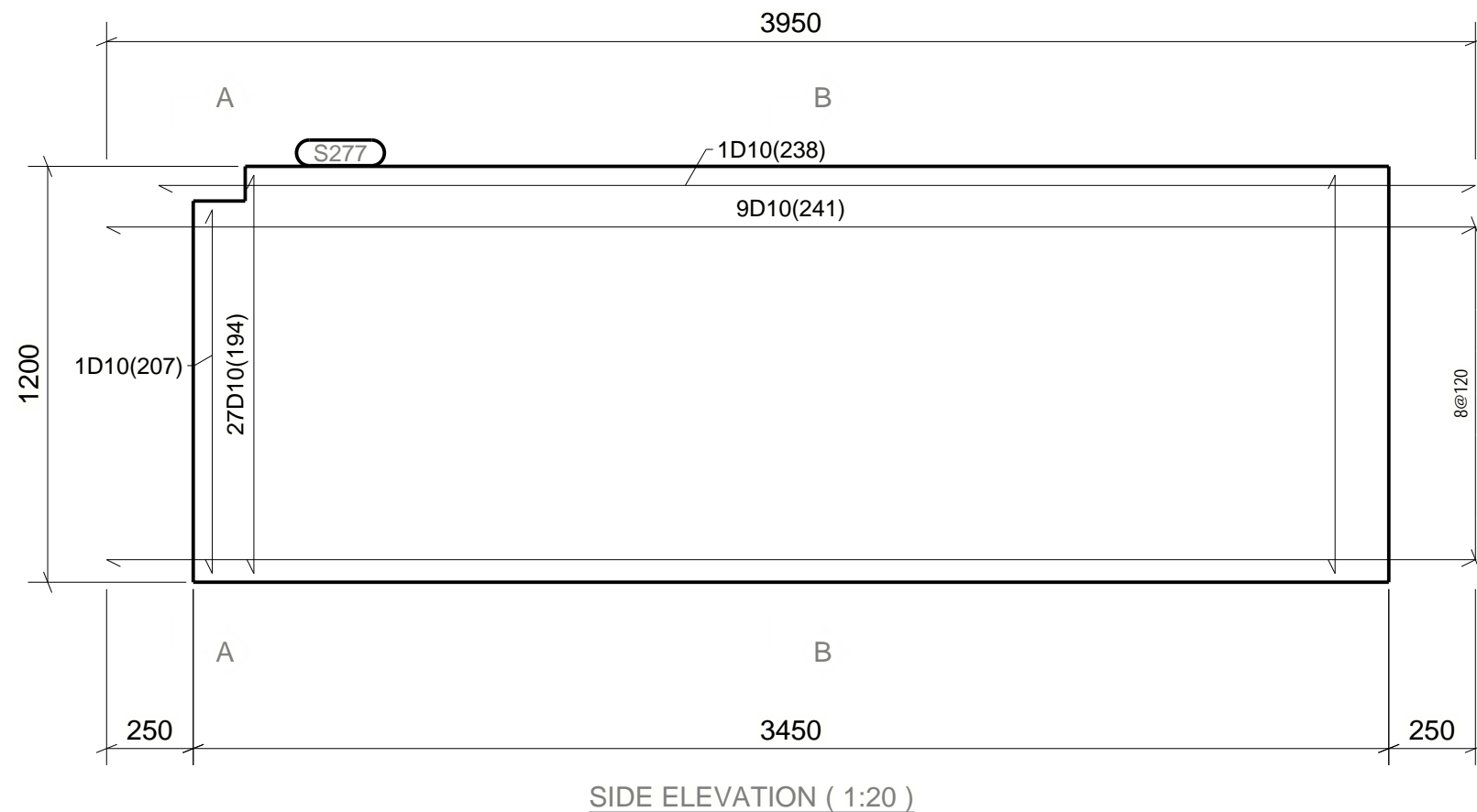
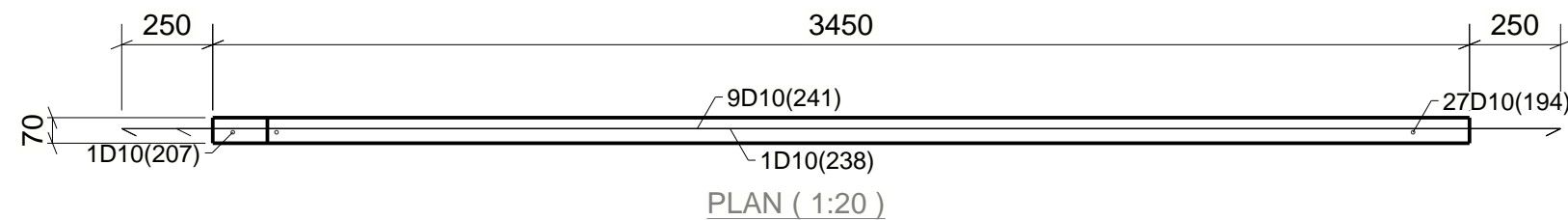
MAIN CONTRACTOR :

PROJECT :

TITLE :  
Tekla Structures Project Name

PRECASTER :

MODELLED BY	MODEL NAME	Gedung Kanto***
SCALE	1:20	1:15
ISSUE DATE	PROJECT ENGINEER	DESIGN ENGINEER
PROJECT NUMBER	TS1000	DRAWING NUMBER
	S276	REV.



REV.	DATE	BY	DESCRIPTION

PROJECT TITLE :

OWNER :

ARCHITECT :

CONSULTANT :

MAIN CONTRACTOR :

PROJECT :

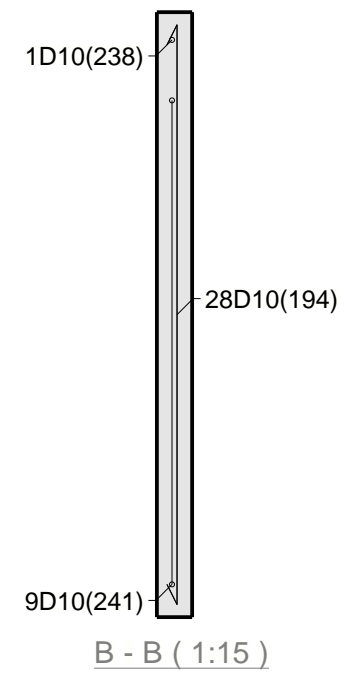
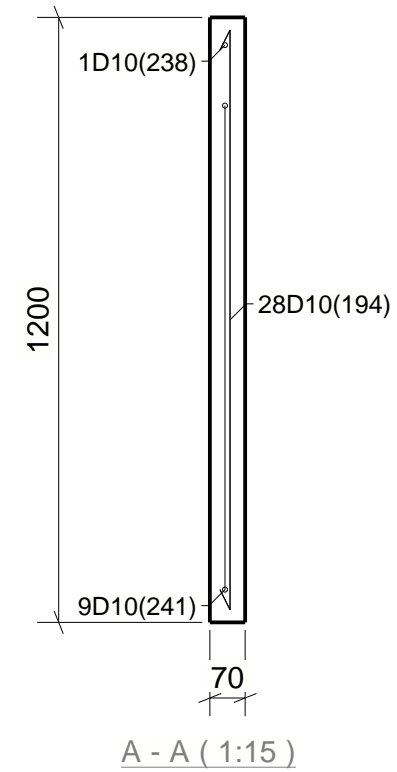

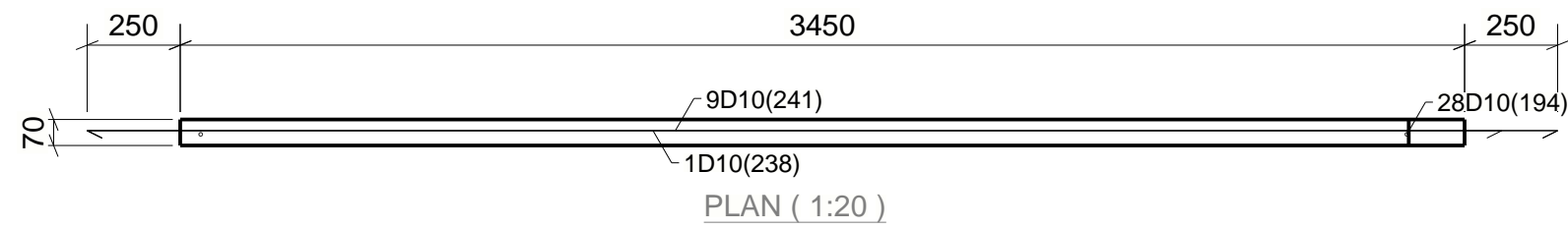
TITLE :  
Tekla Structures Project Name

PRECASTER :

Element Quantity	1
Element Weight (ton)	0.75
Concrete Volume (m3)	0.29
Concrete Grade	C30
Reinf. Bar 6-13 (kg)	44.0
Reinf. Bar 16-40 (kg)	0.0
Reinforcement (kg)	44.0
Reinforcement (kgm3)	152.4
Strand (kg)	0.0
Mesh (kg)	0.0

BAR BENDING SCHEDULE							Shape Codes To BS8666: 2005 All Dimension Taken To The Outer Edge			
Bar Mark	Type	Size	Nos	L	Shape Code	Dimensions				Bending Radius
						A	B	C	D	
194	D	10	27	1150	00	1150				0
207	D	10	1	1050	00	1050				0
238	D	10	1	3800	00	3800				0
241	D	10	9	3950	00	3950				0

MODELLED BY	MODEL NAME	Gedung Kanto***
SCALE	1:20 1:15	APPROVED BY
ISSUE DATE	PROJECT ENGINEER	DESIGN ENGINEER
PROJECT NUMBER	TS1000	DRAWING NUMBER
	S277	REV.



REV.	DATE	BY	DESCRIPTION

PROJECT TITLE :

OWNER :

ARCHITECT :

CONSULTANT :

MAIN CONTRACTOR :

PROJECT :

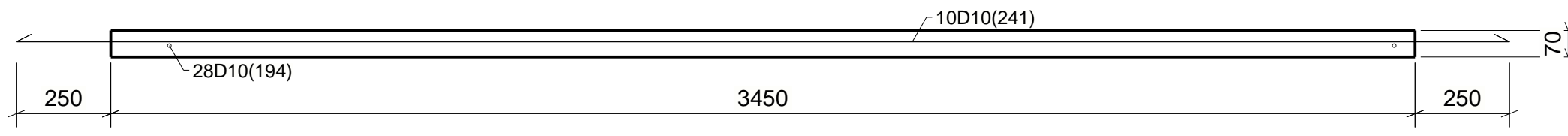
TITLE :  
Tekla Structures Project Name

PRECASTER :

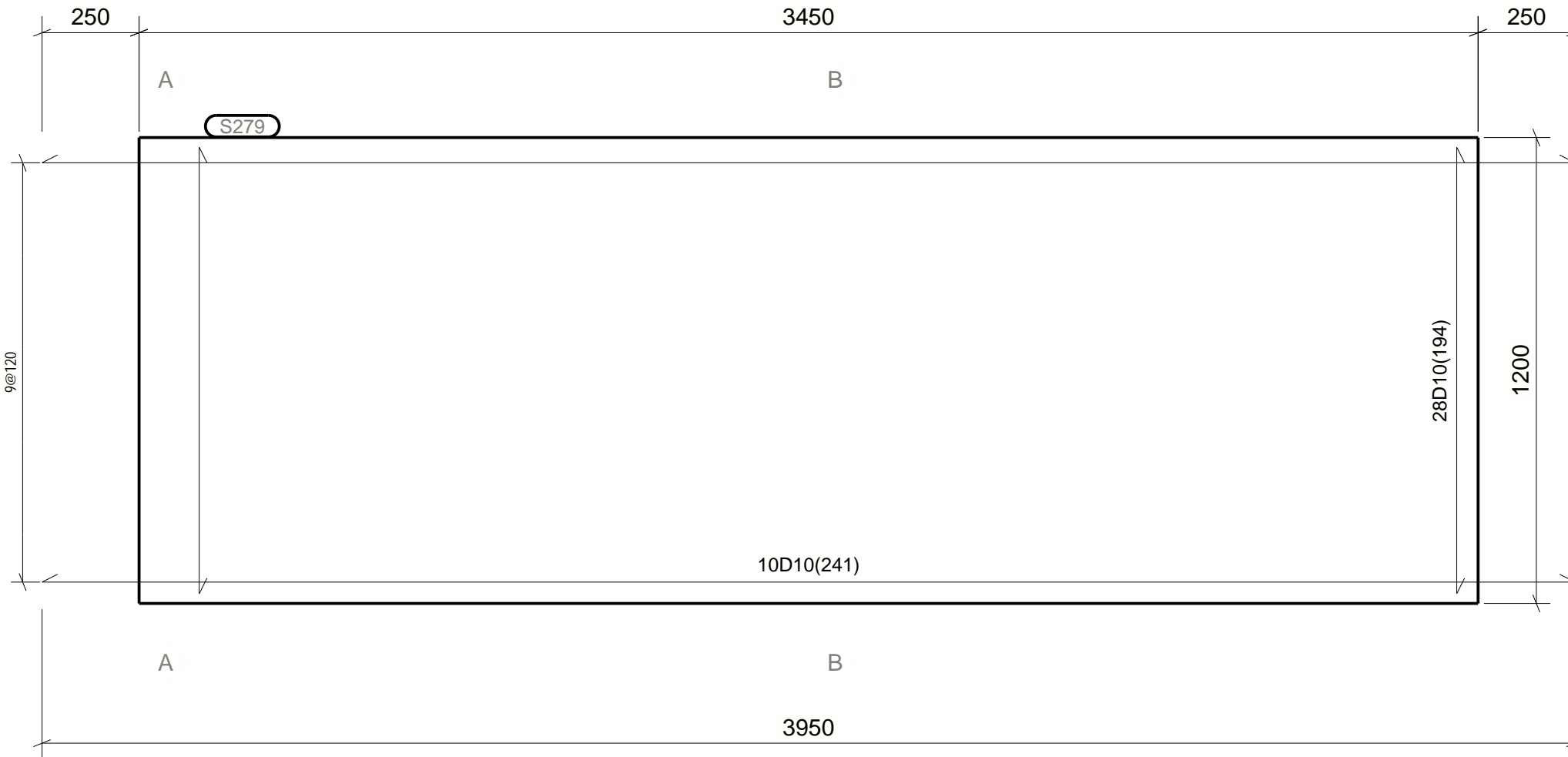
Element Quantity	1
Element Weight (ton)	0.75
Concrete Volume (m3)	0.28
Concrete Grade	C30
Reinf. Bar 6-13 (kg)	44.1
Reinf. Bar 16-40 (kg)	0.0
Reinforcement (kg)	44.1
Reinforcement (kg/m3)	152.6
Strand (kg)	0.0
Mesh (kg)	0.0

BAR BENDING SCHEDULE							Shape Codes To BS8666: 2005 All Dimension Taken To The Outer Edge						
Bar Mark	Type	Size	Nos	L	Shape Code	Dimensions				Bending Radius			
						A	B	C	D				
194	D	10	28	1150	00	1150				0			
238	D	10	1	3800	00	3800				0			
241	D	10	9	3950	00	3950				0			

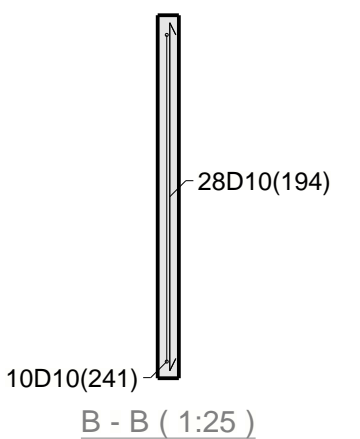
MODELLED BY	MODEL NAME	Gedung Kanto***
APPROVED BY	PROJECT ENGINEER	
ISSUE DATE	DESIGN ENGINEER	
PROJECT NUMBER	DRAWING NUMBER	S278
		REV.



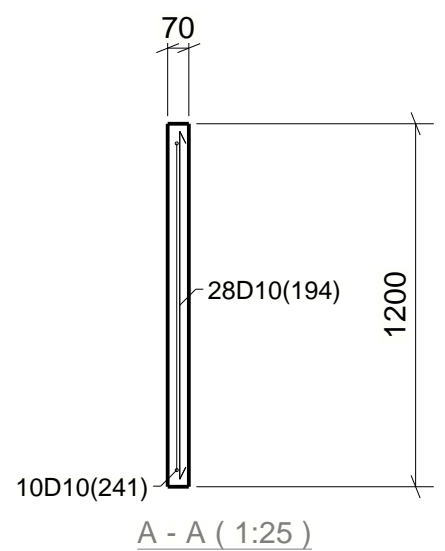
PLAN ( 1:15 )



SIDE ELEVATION ( 1:15 )



B - B ( 1:25 )



A - A ( 1:25 )

REV.	DATE	BY	DESCRIPTION

PROJECT TITLE :

OWNER :

ARCHITECT :

CONSULTANT :

MAIN CONTRACTOR :

PROJECT :

TITLE :  
Tekla Structures Project Name

PRECASTER :

Element Quantity	4
Element Weight (ton)	0.75
Concrete Volume (m3)	0.29
Concrete Grade	C30
Reinf. Bar 6-13 (kg)	44.2
Reinf. Bar 16-40 (kg)	0.0
Reinforcement (kg)	44.2
Reinforcement (kg/m3)	152.4
Strand (kg)	0.0
Mesh (kg)	0.0

MODELLED BY	MODEL NAME	Gedung Kanto***
APPROVED BY	PROJECT ENGINEER	
ISSUE DATE	DESIGN ENGINEER	
PROJECT NUMBER	DRAWING NUMBER	S279
SCALE	1:15	1:25

BAR BENDING SCHEDULE										Shape Codes To BS8666: 2005 All Dimension Taken To The Outer Edge	
Bar Mark	Type	Size	Nos	L	Shape Code	Dimensions				Bending Radius	
						a	b	c	d	ea	
194	D	10	28	1150	00	1150					0
241	D	10	10	3950	00	3950					0

REV.	DATE	BY	DESCRIPTION

PROJECT TITLE :

OWNER :

ARCHITECT :

CONSULTANT :

MAIN CONTRACTOR :

PROJECT :

TITLE :  
Tekla Structures Project Name

PRECASTER :

MODELLED BY

SCALE 1:15

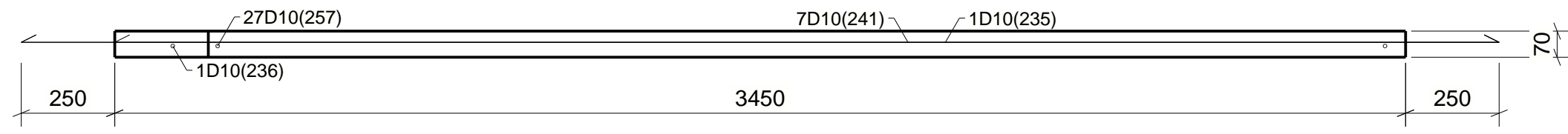
ISSUE DATE

PROJECT NUMBER TS1000

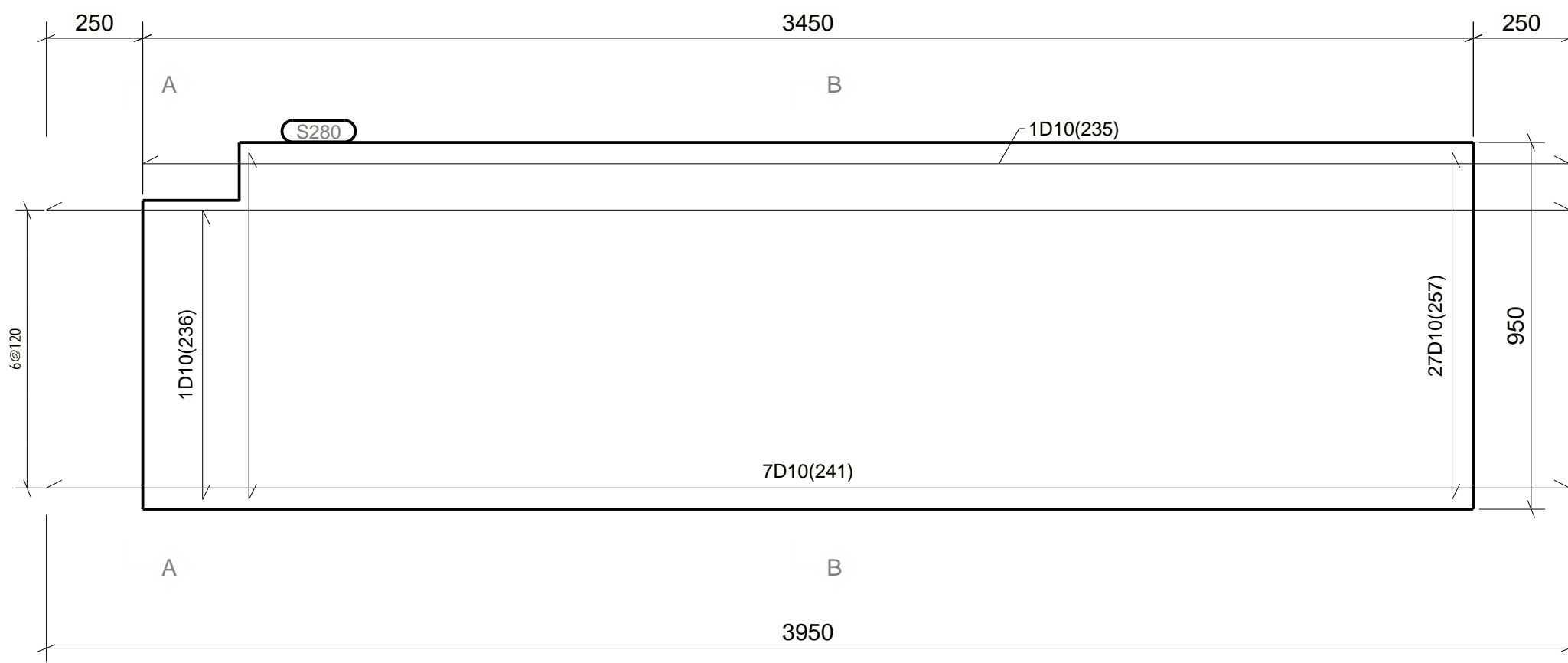
MODEL NAME	MODEL NUMBER	REV.
Gedung Kanto***	S280	

Element Quantity	1
Element Weight (ton)	0.59
Concrete Volume (m3)	0.23
Concrete Grade	C30
Reinf. Bar 6-13 (kg)	34.7
Reinf. Bar 16-40 (kg)	0.0
Reinforcement (kg)	34.7
Reinforcement (kgm3)	153.2
Strand (kg)	0.0
Mesh (kg)	0.0

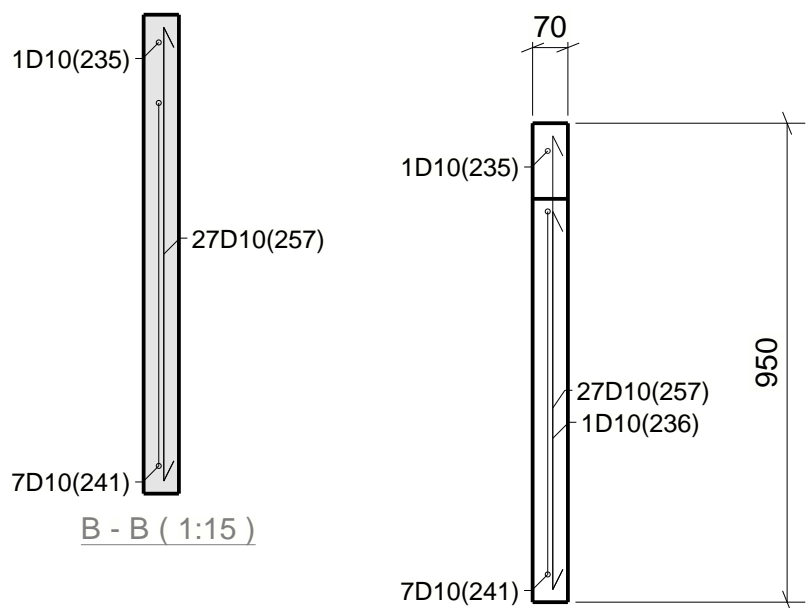
BAR BENDING SCHEDULE						Shape Codes To BS8666: 2005 All Dimension Taken To The Outer Edge							
Bar Mark	Type	Size	Nos	L	Shape Code	Dimensions						Bending Radius	
						A	B	C	D	SR	OR		
235	D	10	1	3700	00	3700							0
236	D	10	1	750	00	750							0
241	D	10	7	3950	00	3950							0
257	D	10	27	900	00	900							0



PLAN ( 1:15 )



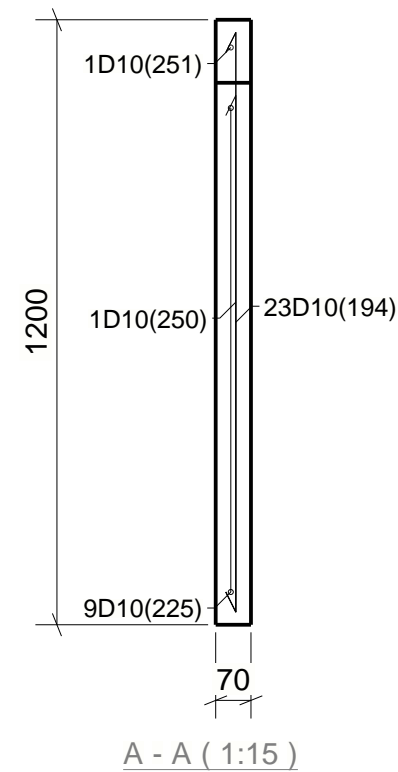
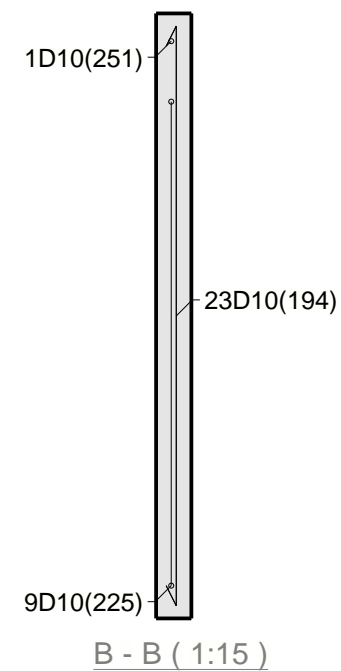
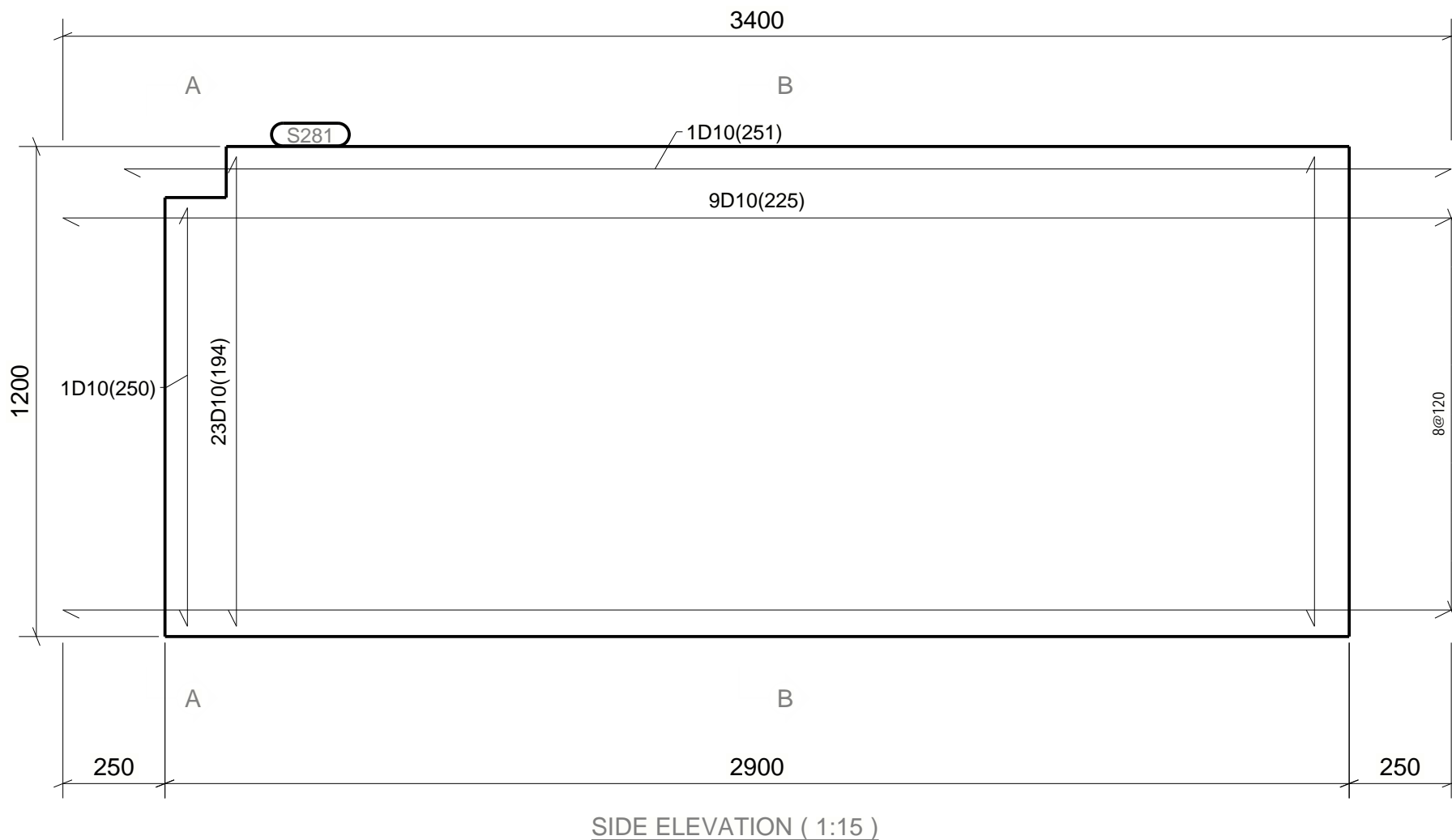
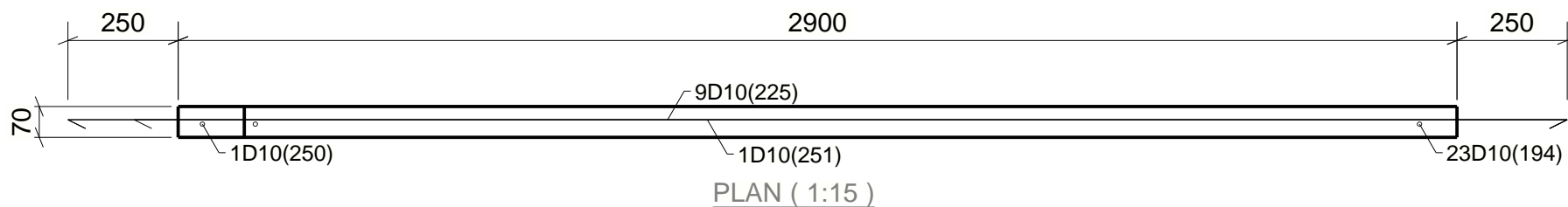
SIDE ELEVATION ( 1:15 )



B - B ( 1:15 )

A - A ( 1:15 )





REV.	DATE	BY	DESCRIPTION

PROJECT TITLE :

OWNER :

ARCHITECT :

CONSULTANT :

MAIN CONTRACTOR :

PROJECT :

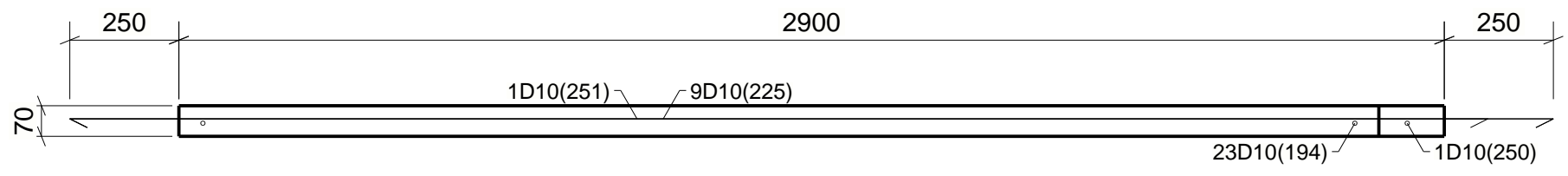
TITLE :  
Tekla Structures Project Name

PRECASTER :

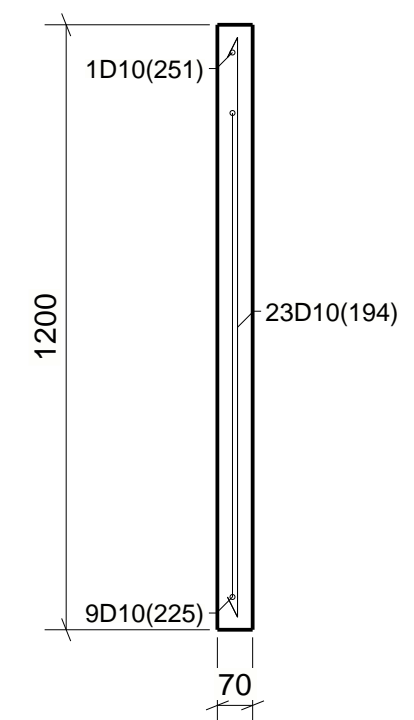
Element Quantity	2
Element Weight (ton)	0.63
Concrete Volume (m3)	0.24
Concrete Grade	C30
Reinf. Bar 6-13 (kg)	37.8
Reinf. Bar 16-40 (kg)	0.0
Reinforcement (kg)	37.8
Reinforcement (kgm3)	155.9
Strand (kg)	0.0
Mesh (kg)	0.0

Bar Mark	Type	Size	Nos	L	Shape Code	Dimensions					Bending Radius
						A	B	C	d	sr	
194	D	10	23	1150	00	1150					0
225	D	10	9	3400	00	3400					0
250	D	10	1	1020	00	1025					0
251	D	10	1	3250	00	3250					0


MODELLED BY	MODEL NAME	Gedung Kanto***
SCALE	1:15	APPROVED BY
ISSUE DATE	PROJECT ENGINEER	DESIGN ENGINEER
PROJECT NUMBER	TS1000	DRAWING NUMBER
	S281	REV.



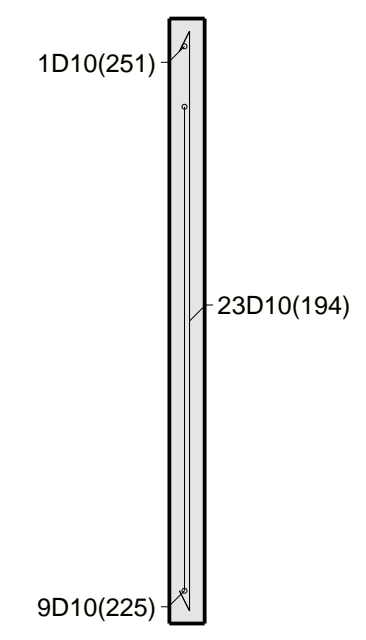
PLAN ( 1:15 )



A - A ( 1:15 )



SIDE ELEVATION ( 1:15 )



B - B ( 1:15 )

REV.	DATE	BY	DESCRIPTION

PROJECT TITLE :

OWNER :

ARCHITECT :

CONSULTANT :

MAIN CONTRACTOR :

PROJECT :

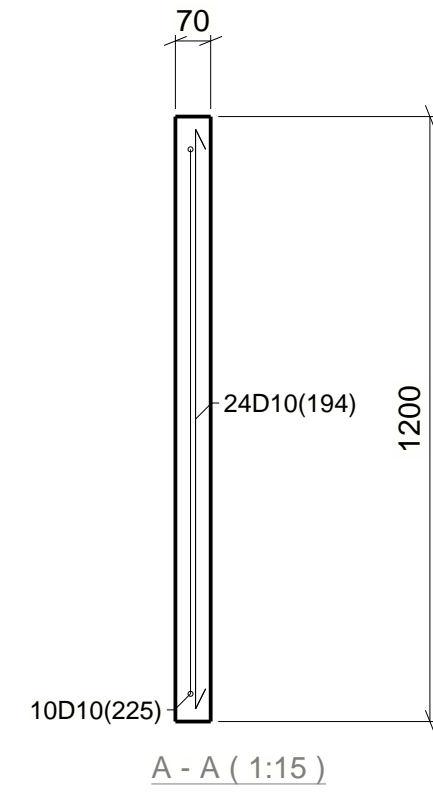
TITLE :  
Tekla Structures Project Name

PRECASTER :

Item	Quantity
Element Quantity	2
Element Weight (ton)	0.63
Concrete Volume (m3)	0.24
Concrete Grade	C30
Reinf. Bar 6-13 (kg)	37.8
Reinf. Bar 16-40 (kg)	0.0
Reinforcement (kg)	37.8
Reinforcement (kgm3)	155.9
Strand (kg)	0.0
Mesh (kg)	0.0

Bar Mark	Type	Size	Nos	L	Shape Code	Dimensions						
						A	B	C	D	SR	Bending Radius	
194	D	10	23	1150	00	1150					0	
225	D	10	9	3400	00	3400					0	
250	D	10	1	1020	00	1020					0	
251	D	10	1	3250	00	3250					0	

MODELLED BY	MODEL NAME	Gedung Kanto***	
SCALE	1:15	APPROVED BY	
ISSUE DATE		PROJECT ENGINEER	
PROJECT NUMBER	TS1000	DESIGN ENGINEER	
		DRAWING NUMBER	S282
		REV.	




REV. DATE BY DESCRIPTION

PROJECT TITLE :

OWNER :

ARCHITECT :

CONSULTANT :

MAIN CONTRACTOR :

PROJECT :

TITLE :  
Tekla Structures Project Name

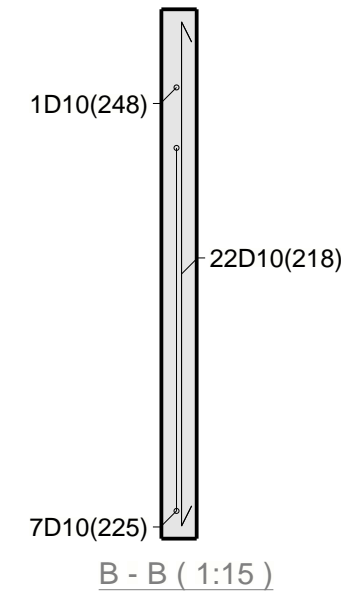
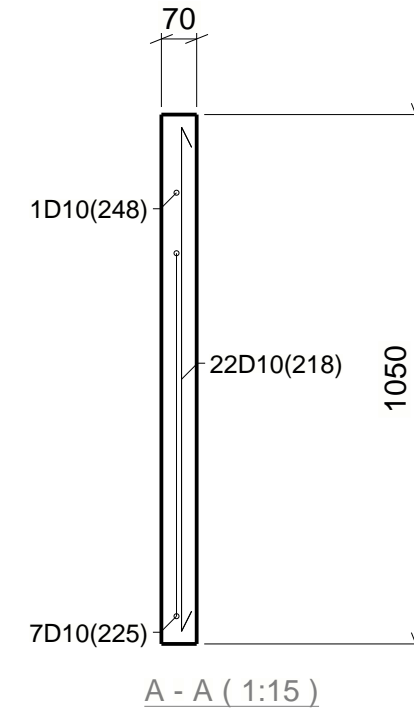

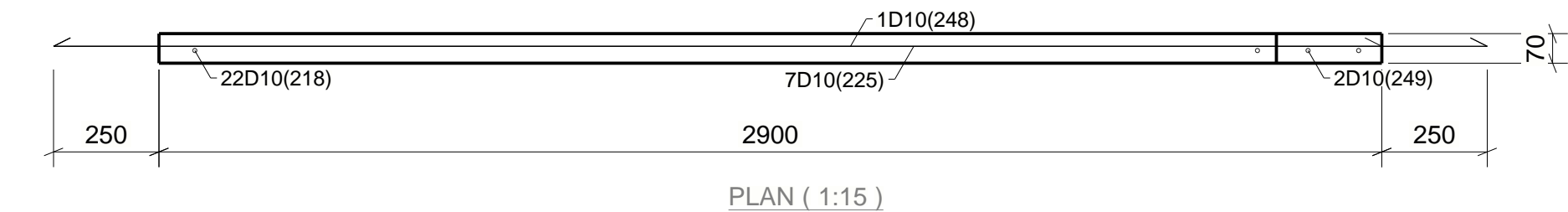
PRECASTER :

Element Quantity	8
Element Weight (ton)	0.63
Concrete Volume (m3)	0.24
Concrete Grade	C30
Reinf. Bar 6-13 (kg)	37.9
Reinf. Bar 16-40 (kg)	0.0
Reinforcement (kg)	37.9
Reinforcement (kg/m3)	155.8
Strand (kg)	0.0
Mesh (kg)	0.0

MODELLED BY	MODEL NAME	Gedung Kanto***
APPROVED BY	PROJECT ENGINEER	
SCALE	DESIGN ENGINEER	

ISSUE DATE	PROJECT NUMBER	TS1000	DRAWING NUMBER	S283	REV.	
------------	----------------	--------	----------------	------	------	--

BAR BENDING SCHEDULE						Shape Codes To BS8666: 2005 All Dimension Taken To The Outer Edge					
Bar Mark	Type	Size	Nos	L	Shape Code	Dimensions				Bending Radius	
						a	b	c	d		
194	D	10	24	1150	00	1150				0	
225	D	10	10	3400	00	3400				0	



REV. DATE BY DESCRIPTION

PROJECT TITLE :

OWNER :

ARCHITECT :

CONSULTANT :

MAIN CONTRACTOR :

PROJECT :

TITLE :

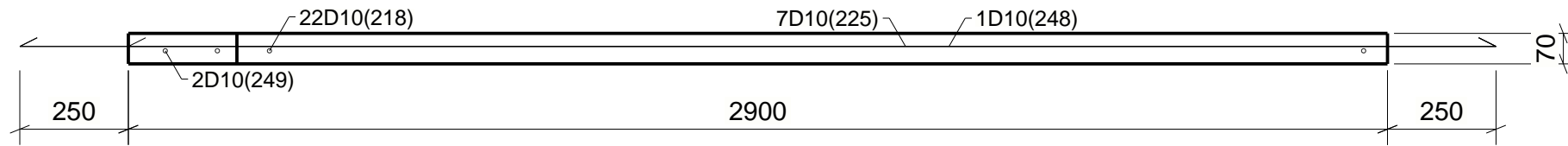
Tekla Structures Project Name

PRECASTER :

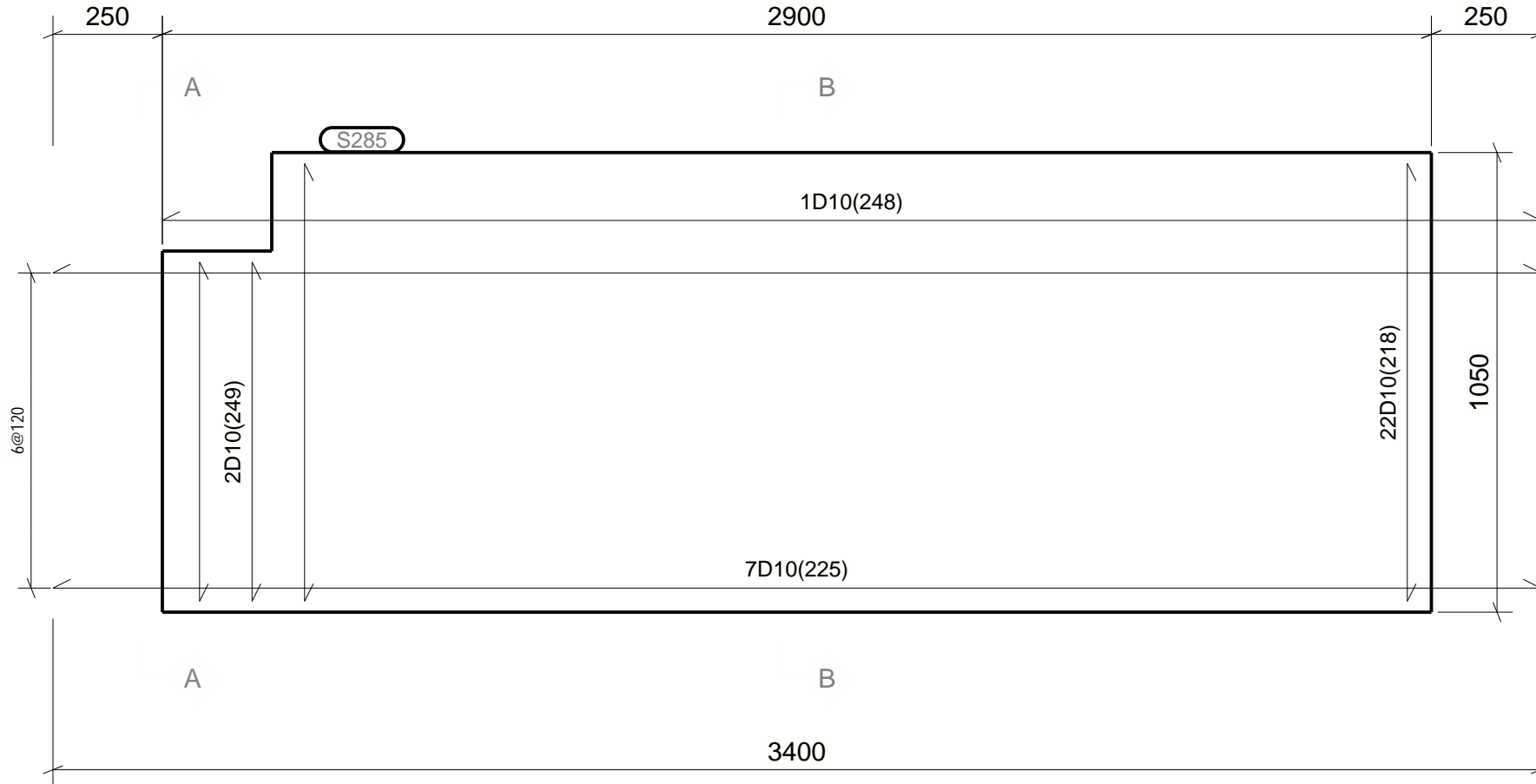
Element Quantity	2
Element Weight (ton)	0.54
Concrete Volume (m3)	0.21
Concrete Grade	C30
Reinf. Bar 6-13 (kg)	31.1
Reinf. Bar 16-40 (kg)	0.0
Reinforcement (kg)	31.1
Reinforcement (kgm3)	148.7
Strand (kg)	0.0
Mesh (kg)	0.0

BAR BENDING SCHEDULE					Shape Codes To BS8666: 2005 All Dimension Taken To The Outer Edge							
Bar Mark	Type	Size	Nos	L	Shape Code	Dimensions					Bending Radius	
						A	B	C	D	SR		
218	D	10	22	1000	00	1000						
225	D	10	7	3400	00	3400						
248	D	10	1	3150	00	3150						
249	D	10	2	770	00	775						

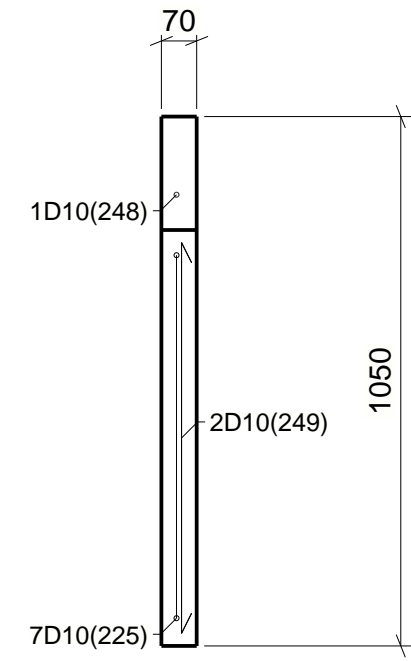
MODELLED BY	MODEL NAME	Gedung Kanto***
SCALE	1:15	APPROVED BY
ISSUE DATE		PROJECT ENGINEER
		DESIGN ENGINEER
PROJECT NUMBER	TS1000	DRAWING NUMBER
		S284
		REV.



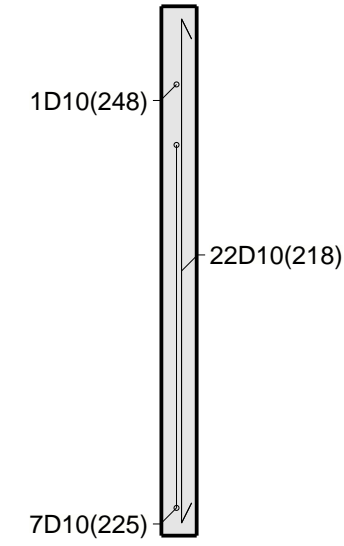
PLAN ( 1:15 )



SIDE ELEVATION ( 1:15 )



A - A ( 1:15 )



B - B ( 1:15 )

REV.	DATE	BY	DESCRIPTION

PROJECT TITLE :

OWNER :

ARCHITECT :

CONSULTANT :

MAIN CONTRACTOR :

PROJECT :

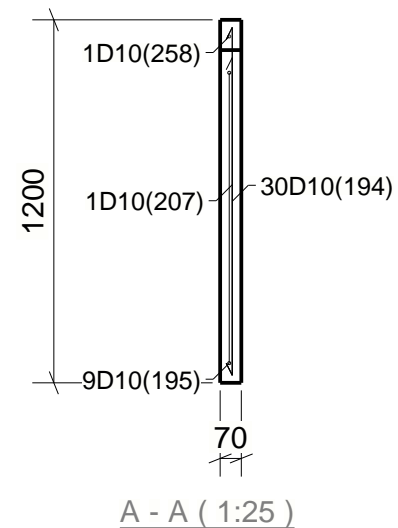
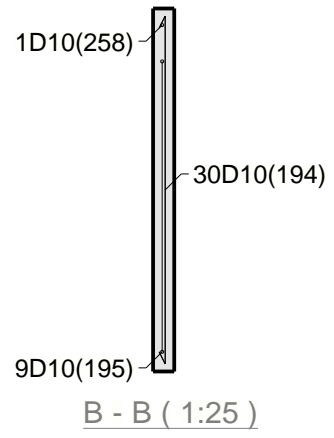
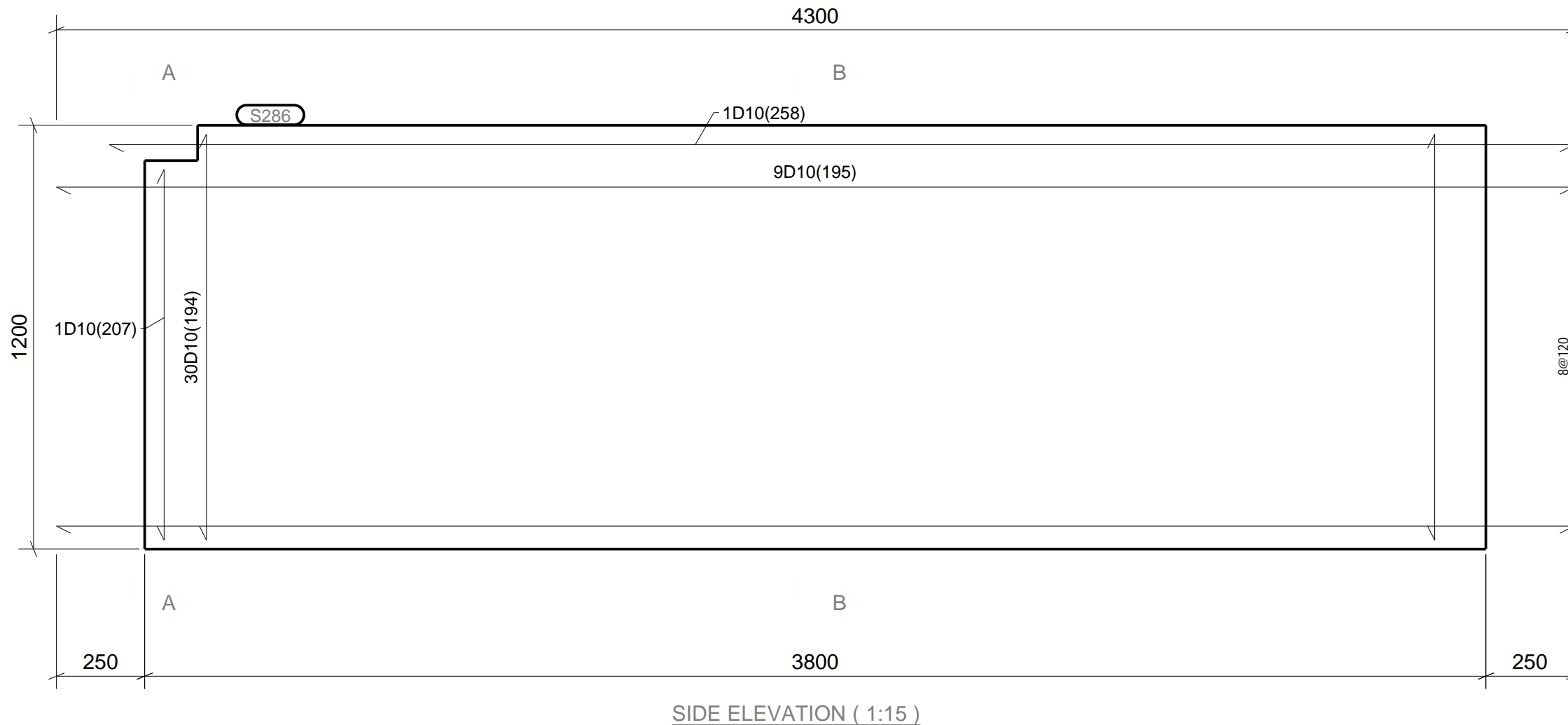
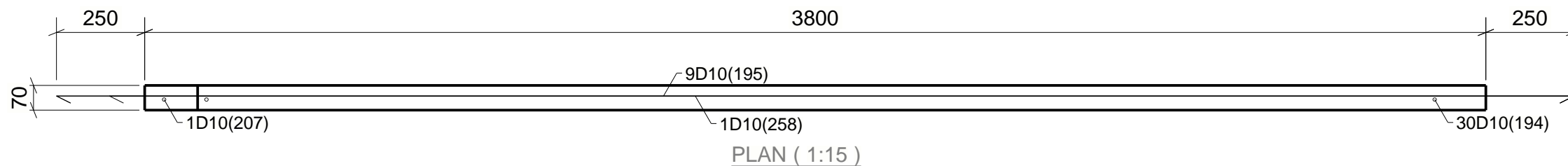
TITLE :  
Tekla Structures Project Name

PRECASTER :

Element Quantity	2
Element Weight (ton)	0.54
Concrete Volume (m3)	0.21
Concrete Grade	C30
Reinf. Bar 6-13 (kg)	31.1
Reinf. Bar 16-40 (kg)	0.0
Reinforcement (kg)	31.1
Reinforcement (kgm3)	148.7
Strand (kg)	0.0
Mesh (kg)	0.0

BAR BENDING SCHEDULE						Shape Codes To BS8666: 2005 All Dimension Taken To The Outer Edge						
Bar Mark	Type	Size	Nos	L	Shape Code	Dimensions					Bending Radius	
						A	B	C	D	SR		
218	D	10	22	1000	00	1000						0
225	D	10	7	3400	00	3400						0
248	D	10	1	3150	00	3150						0
249	D	10	2	770	00	775						0

MODELLED BY		MODEL NAME	Gedung Kanto***
SCALE	1:15	APPROVED BY	
ISSUE DATE		PROJECT ENGINEER	
PROJECT NUMBER	TS1000	DESIGN ENGINEER	
		DRAWING NUMBER	S285
		REV.	



REV.	DATE	BY	DESCRIPTION

PROJECT TITLE :

OWNER :

ARCHITECT :

CONSULTANT :

MAIN CONTRACTOR :

PROJECT :

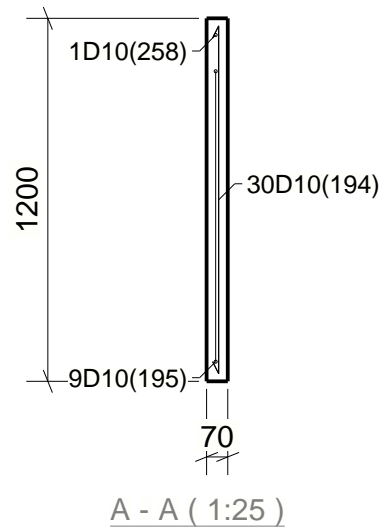
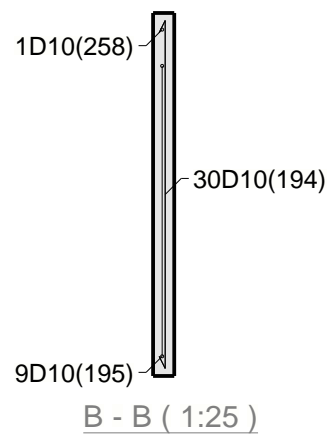
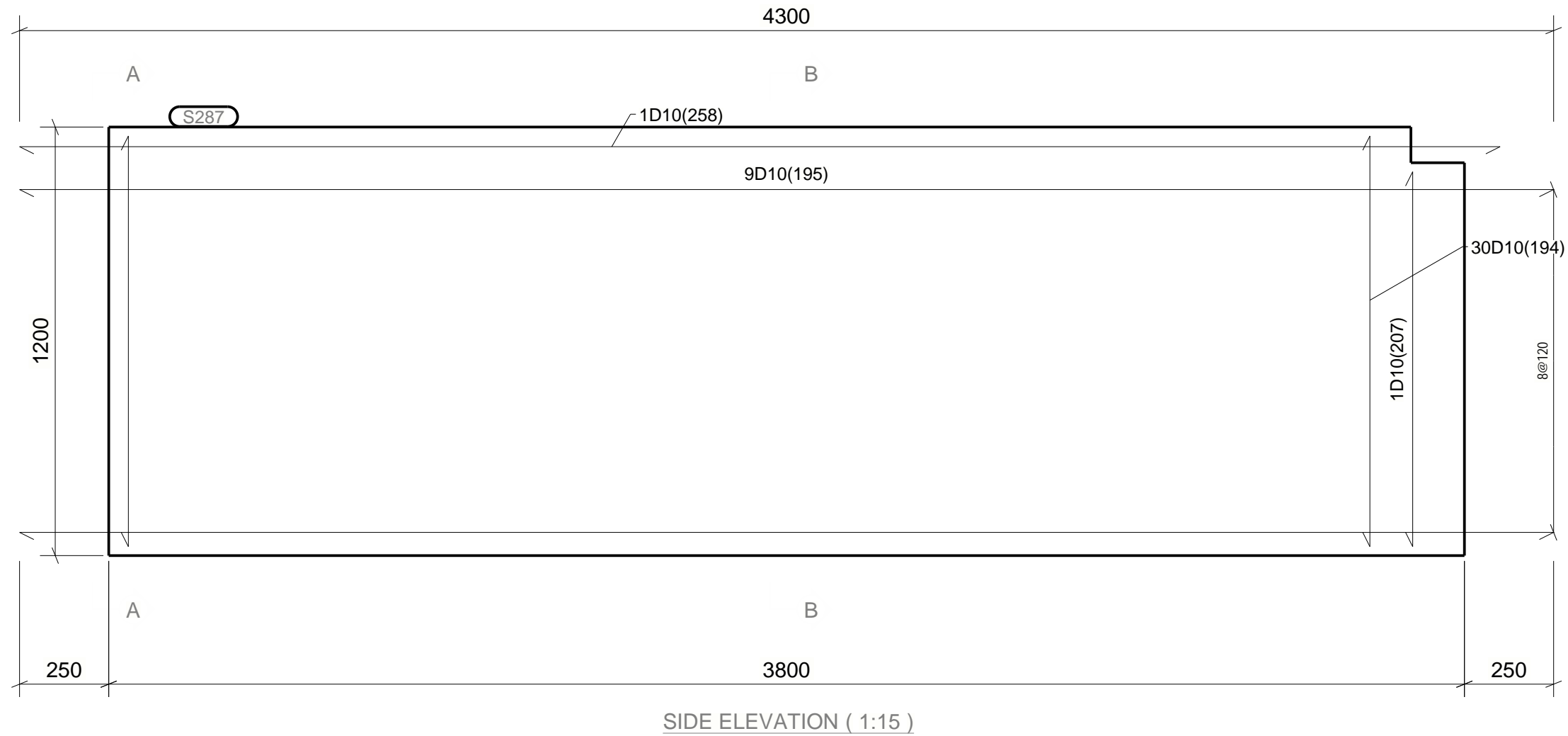
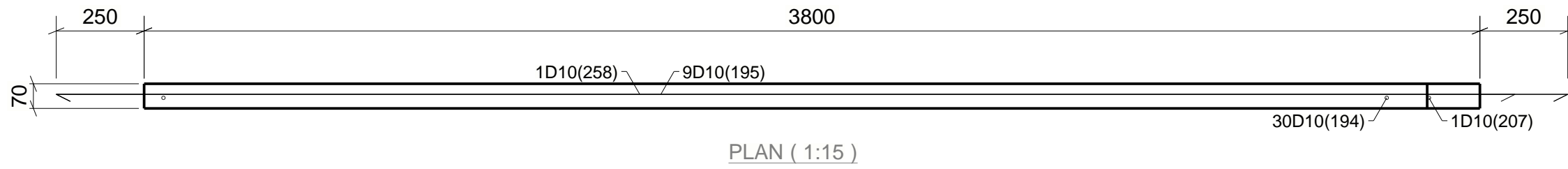
TITLE :  
Tekla Structures Project Name

PRECASTER :

Element Quantity	1
Element Weight (ton)	0.83
Concrete Volume (m3)	0.32
Concrete Grade	C30
Reinf. Bar 6-13 (kg)	48.3
Reinf. Bar 16-40 (kg)	0.0
Reinforcement (kg)	48.3
Reinforcement (kgm3)	151.8
Strand (kg)	0.0
Mesh (kg)	0.0

Bar Mark	Type	Size	Nos	L	Shape Code	Dimensions				Bending Radius
						a	b	c	d	
194	D	10	30	1150	00	1150				0
195	D	10	9	4300	00	4300				0
207	D	10	1	1050	00					0
258	D	10	1	4150	00	4150				0

MODELLED BY	MODEL NAME	Gedung Kanto***	APPROVED BY
SCALE	1:15	1:25	PROJECT ENGINEER
ISSUE DATE			DESIGN ENGINEER
PROJECT NUMBER	TS1000	DRAWING NUMBER	S286
			REV.



Element Quantity	1
Element Weight (ton)	0.83
Concrete Volume (m3)	0.32
Concrete Grade	C30
Reinf. Bar 6-13 (kg)	48.3
Reinf. Bar 16-40 (kg)	0.0
Reinforcement (kg)	48.3
Reinforcement (kgm3)	151.8
Strand (kg)	0.0
Mesh (kg)	0.0

BAR BENDING SCHEDULE							Shape Codes To BS8666: 2005 All Dimension Taken To The Outer Edge				
Bar Mark	Type	Size	Nos	L	Shape Code	Dimensions					
						A	B	C	D	SR	Bending Radius
194	D	10	30	1150	00	1150					0
195	D	10	9	4300	00	4300					0
207	D	10	1	1050	00	1050					0
258	D	10	1	4150	00	4150					0

REV. DATE BY DESCRIPTION

PROJECT TITLE :

OWNER :

ARCHITECT :

CONSULTANT :

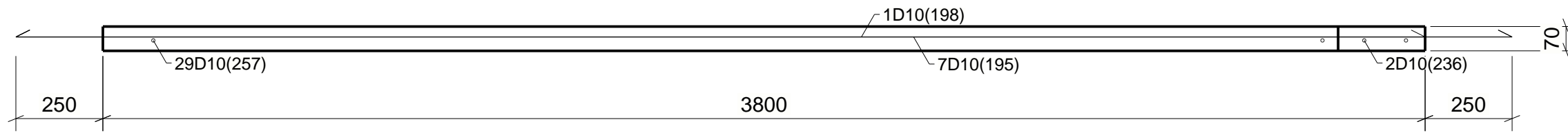
MAIN CONTRACTOR :

PROJECT :

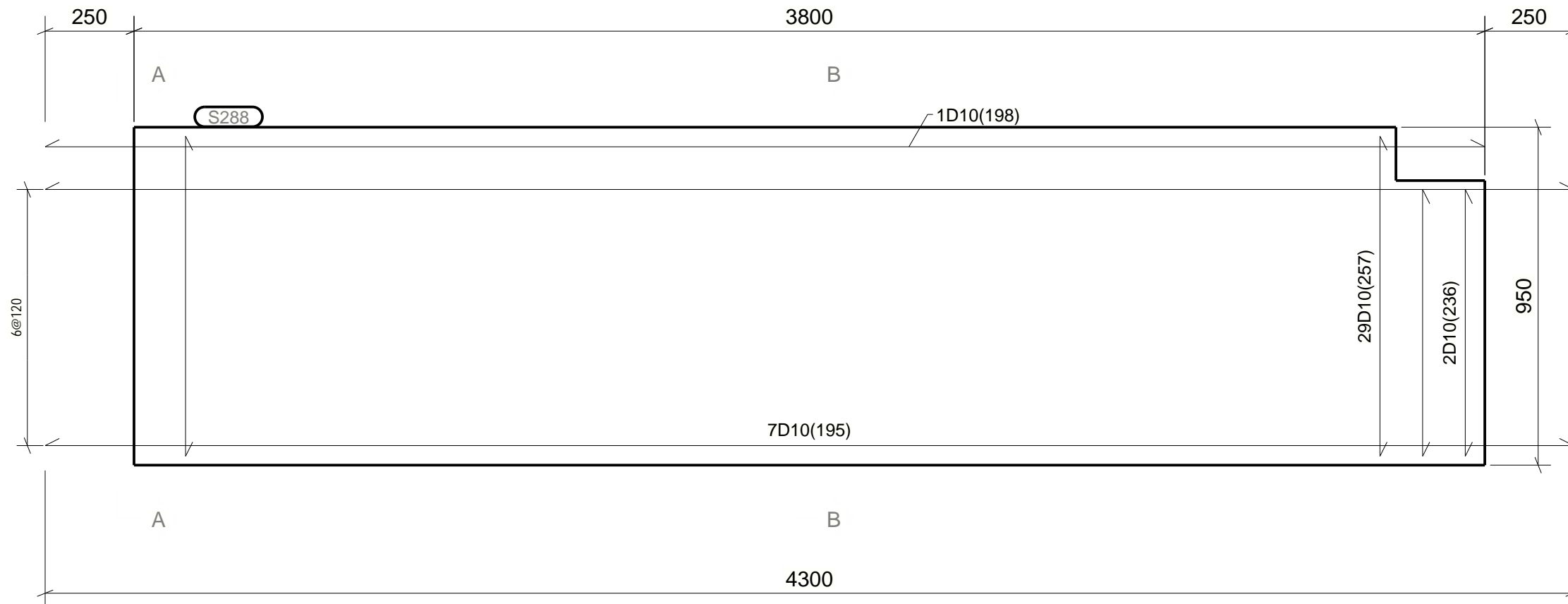
TITLE :  
Tekla Structures Project Name

PRECASTER :

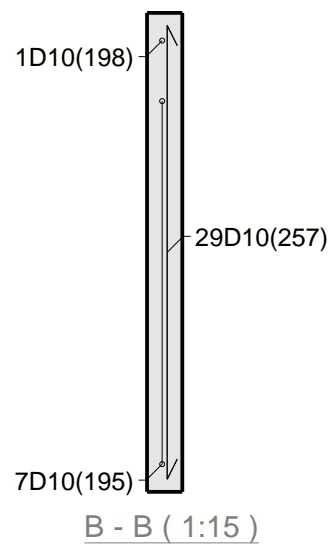
MODELLED BY	MODEL NAME	Gedung Kanto***
SCALE	1:15 1:25	APPROVED BY
ISSUE DATE		PROJECT ENGINEER
PROJECT NUMBER	TS1000	DESIGN ENGINEER
		DRAWING NUMBER
		S287
		REV.



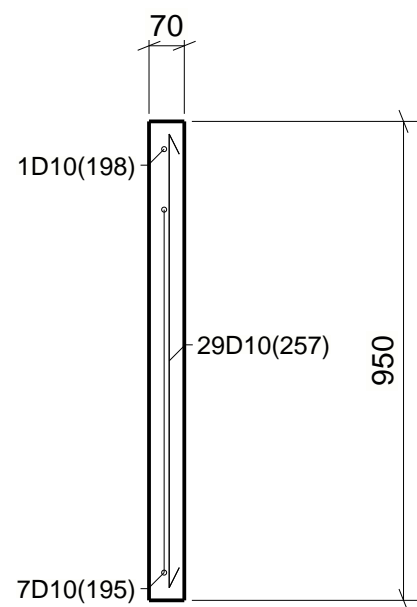
PLAN ( 1:15 )



SIDE ELEVATION ( 1:15 )



B - B ( 1:15 )



A - A ( 1:15 )

Element Quantity	1
Element Weight (ton)	0.65
Concrete Volume (m3)	0.25
Concrete Grade	C30
Reinf. Bar 6-13 (kg)	38.0
Reinf. Bar 16-40 (kg)	0.0
Reinforcement (kg)	38.0
Reinforcement (kgm3)	152.1
Strand (kg)	0.0
Mesh (kg)	0.0

Bar Mark	Type	Size	Nos	L	Shape Code	Dimensions					Bending Radius
						A	B	C	d	sr	
195	D	10	7	4300	00	4300					0
198	D	10	1	4050	00	4050					0
236	D	10	2	750	00	750					0
257	D	10	29	900	00	900					0

REV. DATE BY DESCRIPTION

PROJECT TITLE :

OWNER :

ARCHITECT :

CONSULTANT :

MAIN CONTRACTOR :

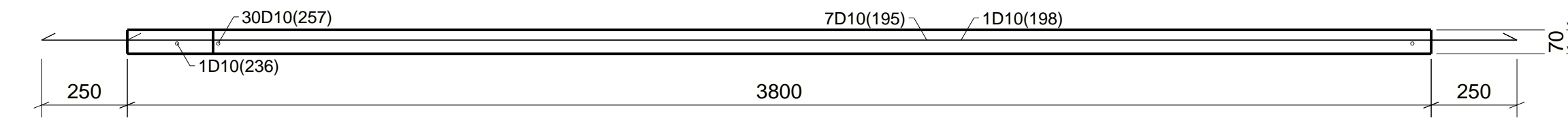
PROJECT :

TITLE :  
Tekla Structures Project Name

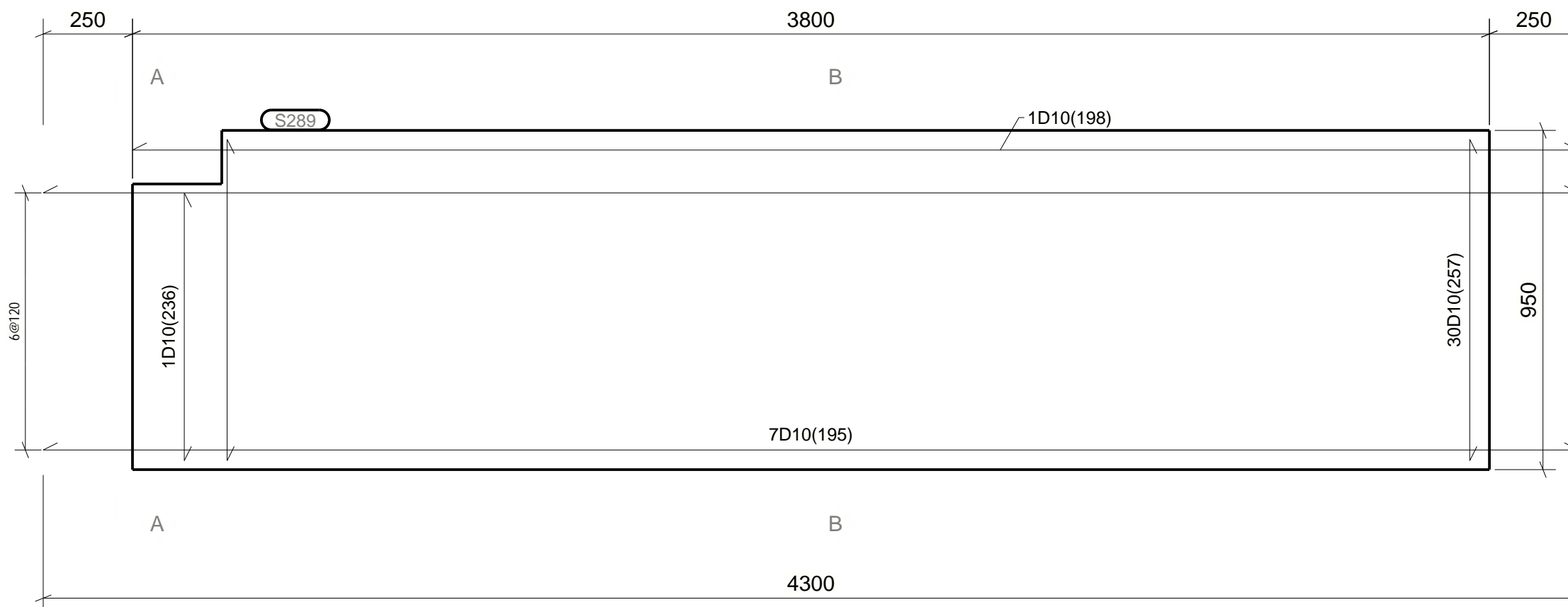
PRECASTER :

MODELLED BY	MODEL NAME	Gedung Kanto***
SCALE	1:15	APPROVED BY
ISSUE DATE		PROJECT ENGINEER
PROJECT NUMBER	TS1000	DESIGN ENGINEER
		DRAWING NUMBER
		S288
		REV.

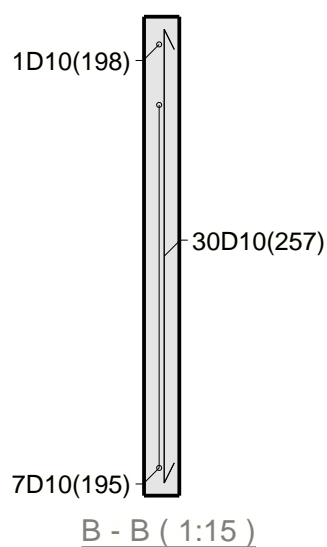




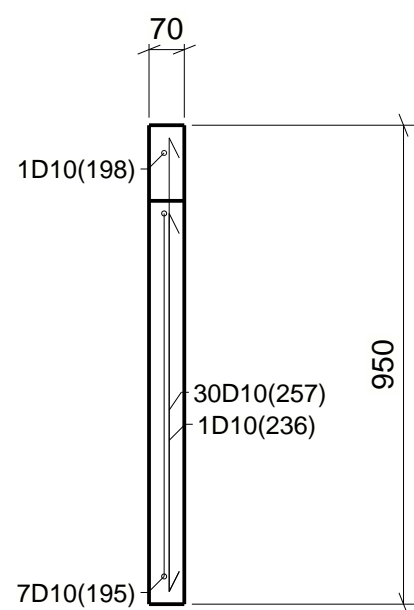
PLAN ( 1:15 )



SIDE ELEVATION ( 1:15 )



B - B ( 1:15 )



A - A ( 1:15 )

REV.	DATE	BY	DESCRIPTION

PROJECT TITLE :

OWNER :

ARCHITECT :

CONSULTANT :

MAIN CONTRACTOR :

PROJECT :

TITLE :  
Tekla Structures Project Name

PRECASTER :

Element Quantity	1
Element Weight (ton)	0.65
Concrete Volume (m3)	0.25
Concrete Grade	C30
Reinf. Bar 6-13 (kg)	38.1
Reinf. Bar 16-40 (kg)	0.0
Reinforcement (kg)	38.1
Reinforcement (kgm3)	152.5
Strand (kg)	0.0
Mesh (kg)	0.0

Bar Mark	Type	Size	Nos	L	Shape Code	All Dimension Taken To The Outer Edge							
						Dimensions							Bending Radius
						A	B	C	D	E	F	G	
195	D	10	7	4300	00	4300							
198	D	10	1	4050	00	4050							
236	D	10	1	750	00	750							
257	D	10	30	900	00	900							

MODELLED BY	MODEL NAME	Gedung Kanto***
SCALE	1:15	APPROVED BY
ISSUE DATE	PROJECT ENGINEER	DESIGN ENGINEER
PROJECT NUMBER	TS1000	DRAWING NUMBER
	S289	REV.

REV.	DATE	BY	DESCRIPTION

PROJECT TITLE :

OWNER :

ARCHITECT :

CONSULTANT :

MAIN CONTRACTOR :

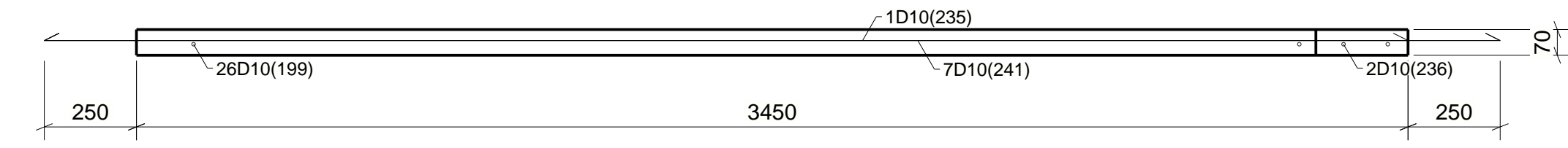
PROJECT :

TITLE :  
Tekla Structures Project Name


Element Quantity	1
Element Weight (ton)	0.62
Concrete Volume (m3)	0.24
Concrete Grade	C30
Reinf. Bar 6-13 (kg)	35.5
Reinf. Bar 16-40 (kg)	0.0
Reinforcement (kg)	35.5
Reinforcement (kg/m3)	149.0
Strand (kg)	0.0
Mesh (kg)	0.0

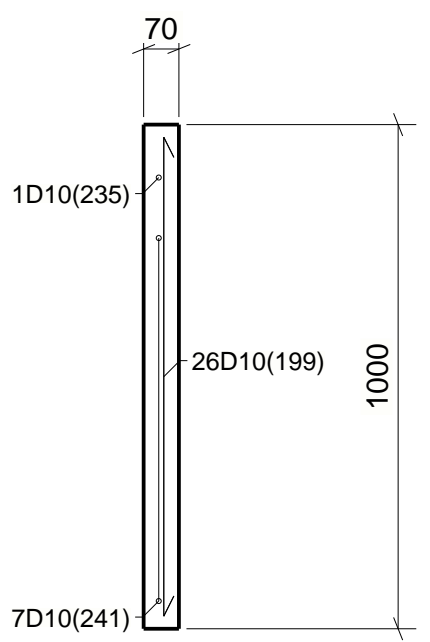
MODELLED BY	MODEL NAME	Gedung Kanto***		
SCALE	1:15	APPROVED BY		
ISSUE DATE	PROJECT ENGINEER	DESIGN ENGINEER		
PROJECT NUMBER	TS1000	DRAWING NUMBER	S290	REV.



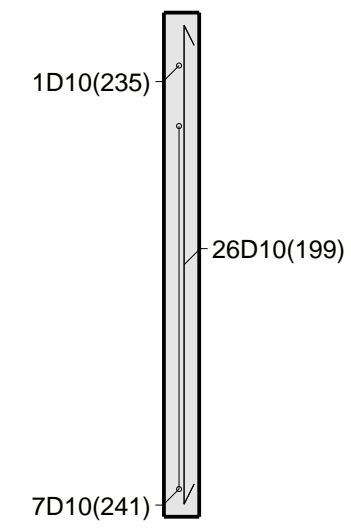
PLAN ( 1:15 )



SIDE ELEVATION ( 1:15 )



A - A ( 1:15 )



B - B ( 1:15 )

Bar Mark	Type	Size	Nos	L	Shape Code	Dimensions					Bending Radius
						A	B	C	D	SR	
199	D	10	26	950	00	950					0
235	D	10	1	3700	00	3700					0
236	D	10	2	750	00	750					0
241	D	10	7	3950	00	3950					0

REV.	DATE	BY	DESCRIPTION

PROJECT TITLE :

OWNER :

ARCHITECT :

CONSULTANT :

MAIN CONTRACTOR :

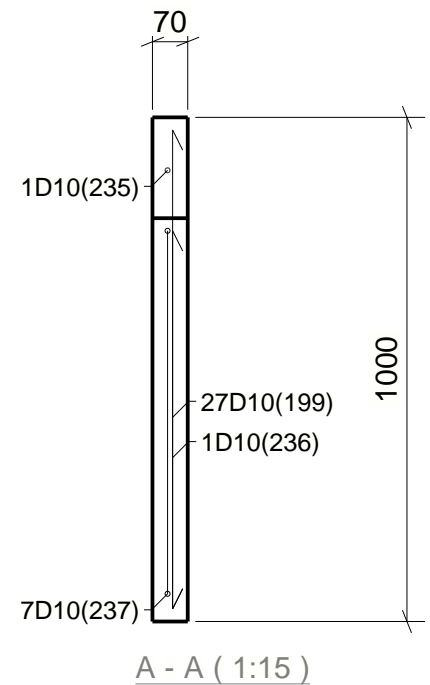
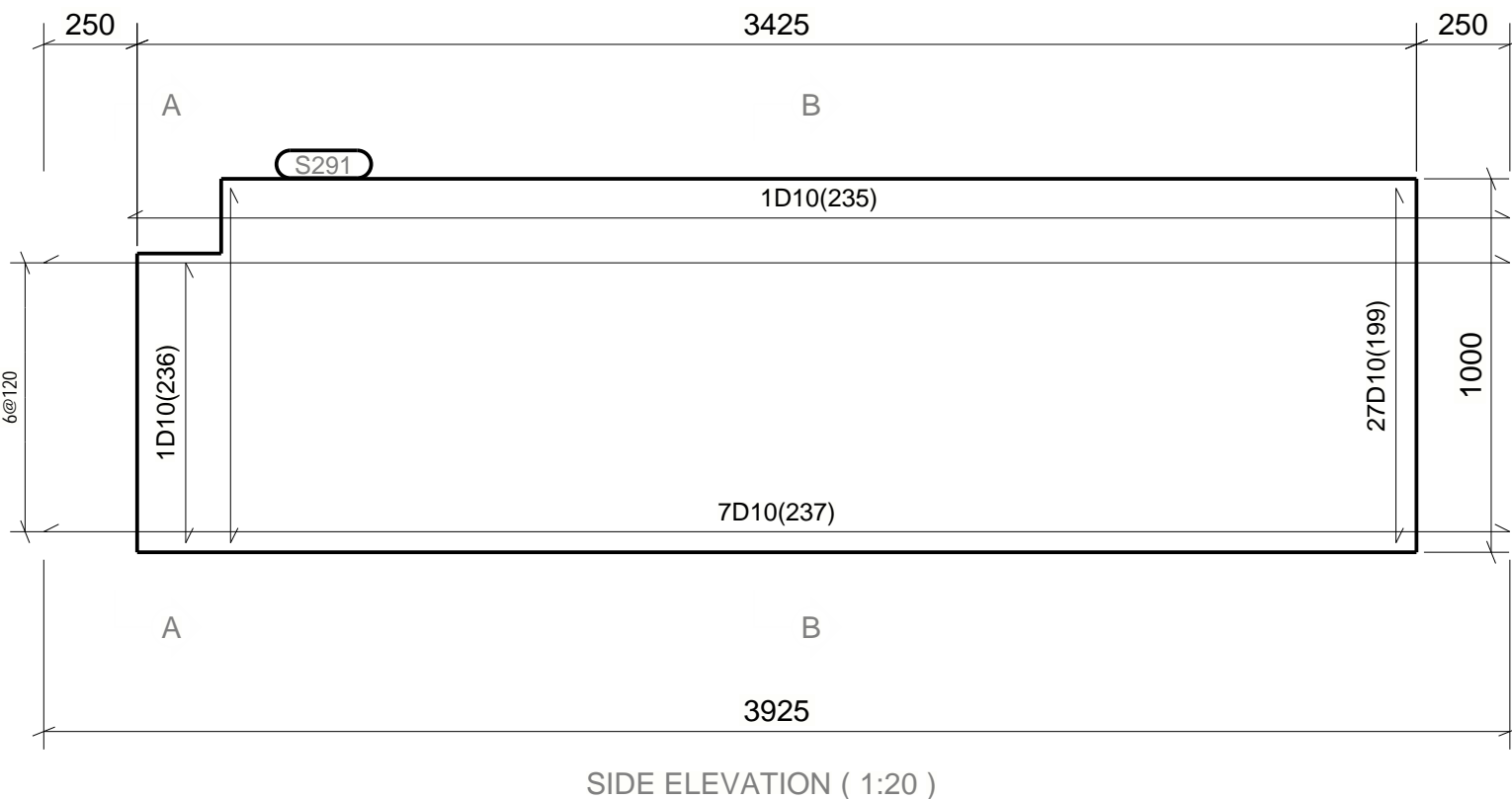
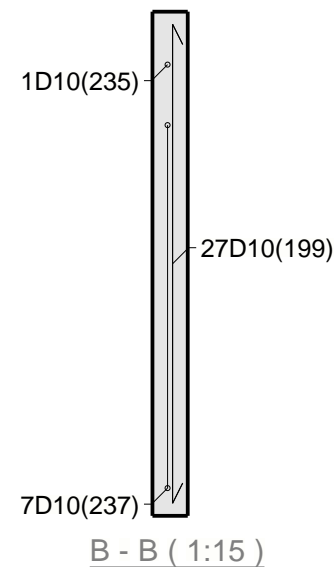
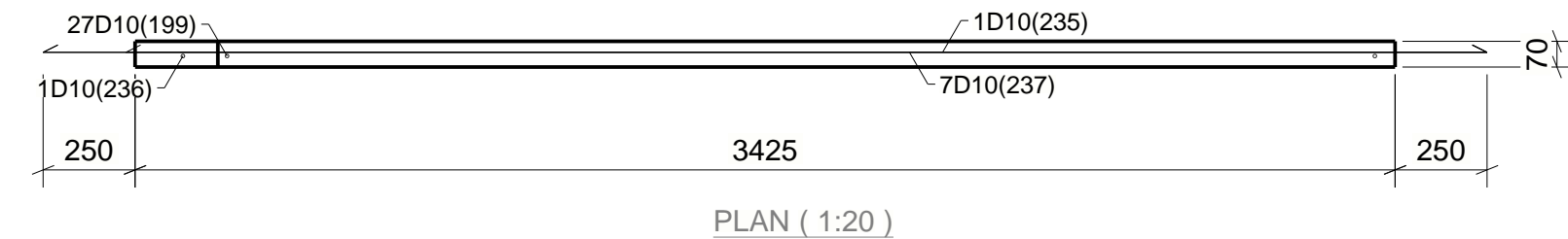
PROJECT :

TITLE :  
Tekla Structures Project Name

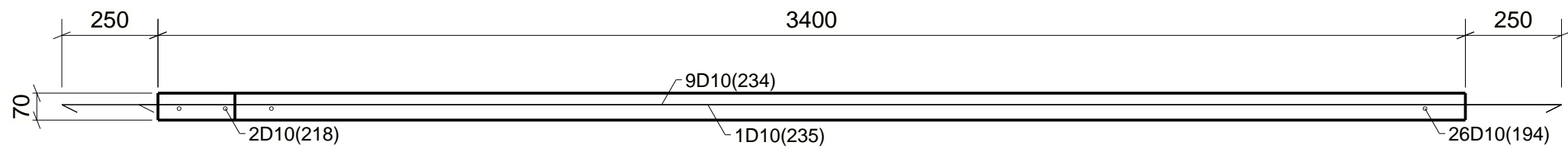
PRECASTER :

MODELLED BY  
SCALE 1:20 1:15  
ISSUE DATE  
PROJECT NUMBER TS1000  
MODEL NAME Gedung Kanto\*\*\*  
APPROVED BY  
PROJECT ENGINEER  
DESIGN ENGINEER  
DRAWING NUMBER S291  
REV.

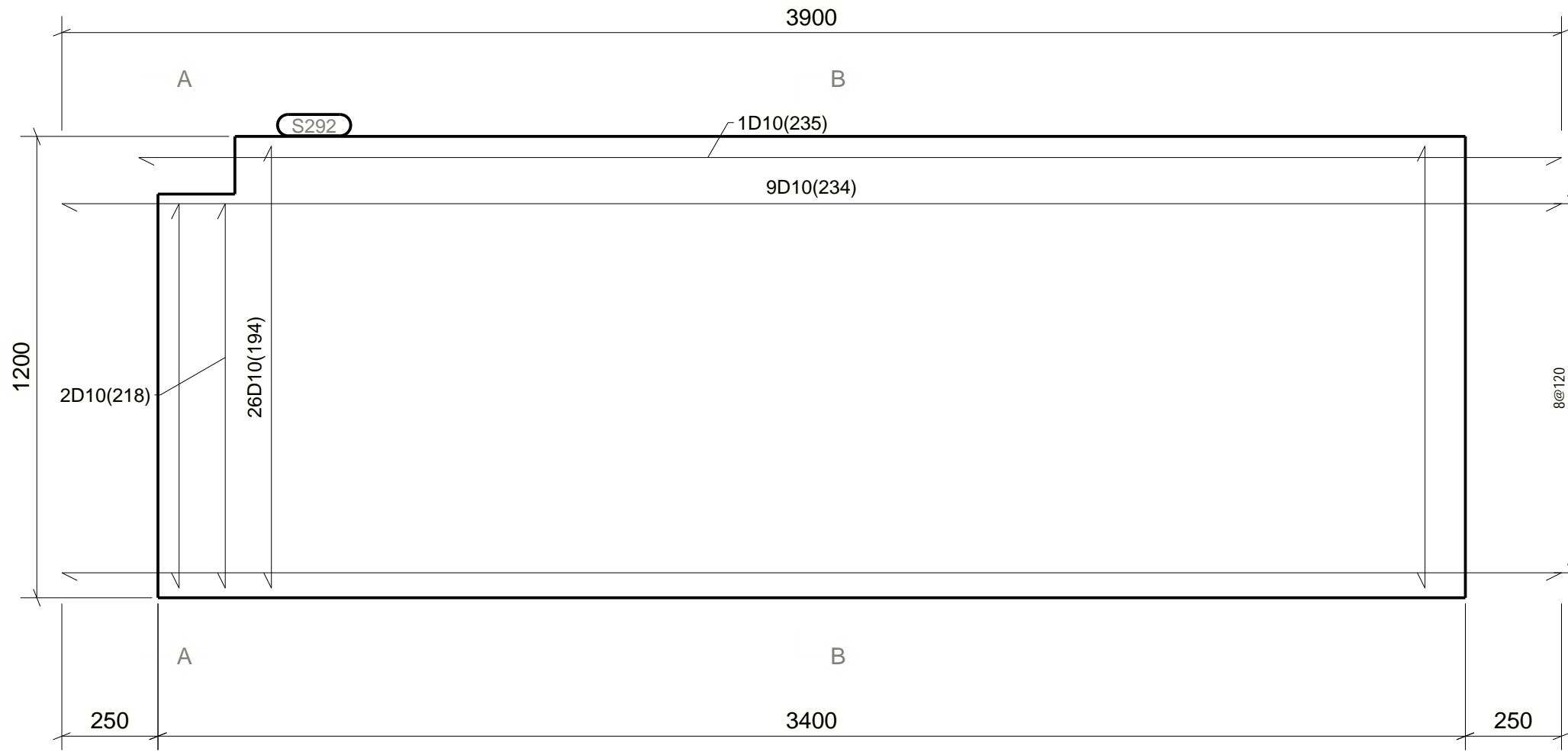
Element Quantity	1
Element Weight (ton)	0.61
Concrete Volume (m3)	0.24
Concrete Grade	C30
Reinf. Bar 6-13 (kg)	35.5
Reinf. Bar 16-40 (kg)	0.0
Reinforcement (kg)	35.5
Reinforcement (kgm3)	149.9
Strand (kg)	0.0
Mesh (kg)	0.0



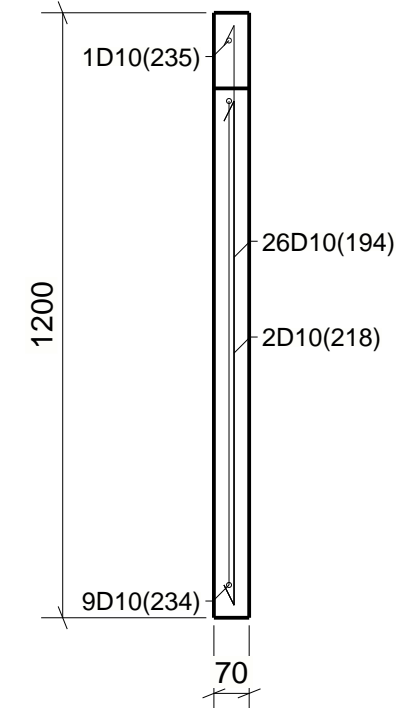
Bar Mark	Type	Size	Nos	L	Shape Code	Dimensions					Bending Radius
						A	B	C	D	SR	
199	D	10	27	950	00	950					0
235	D	10	1	3700	00	3700					0
236	D	10	1	750	00	750					0
237	D	10	7	3920	00	3925					0



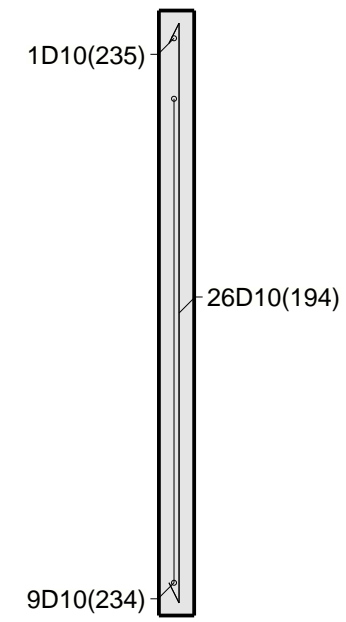
PLAN ( 1:15 )



SIDE ELEVATION ( 1:15 )



A - A ( 1:15 )



B - B ( 1:15 )

REV.	DATE	BY	DESCRIPTION

PROJECT TITLE :

OWNER :

ARCHITECT :

CONSULTANT :

MAIN CONTRACTOR :

PROJECT :

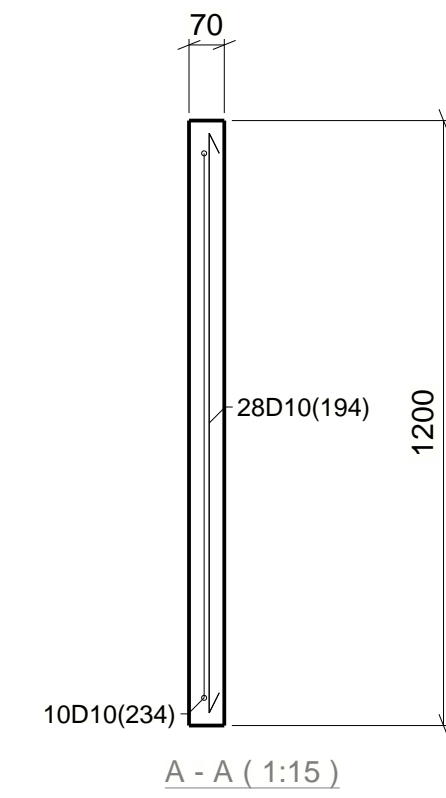
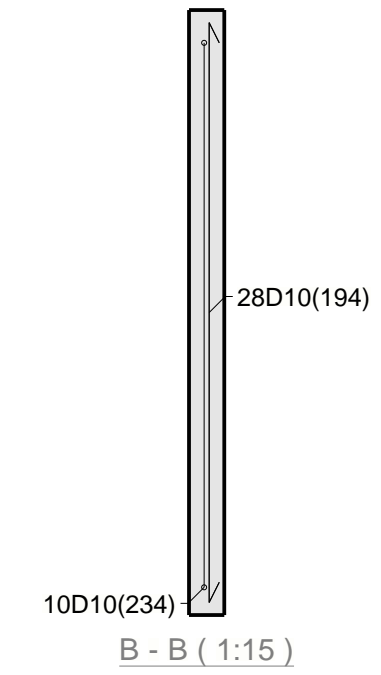
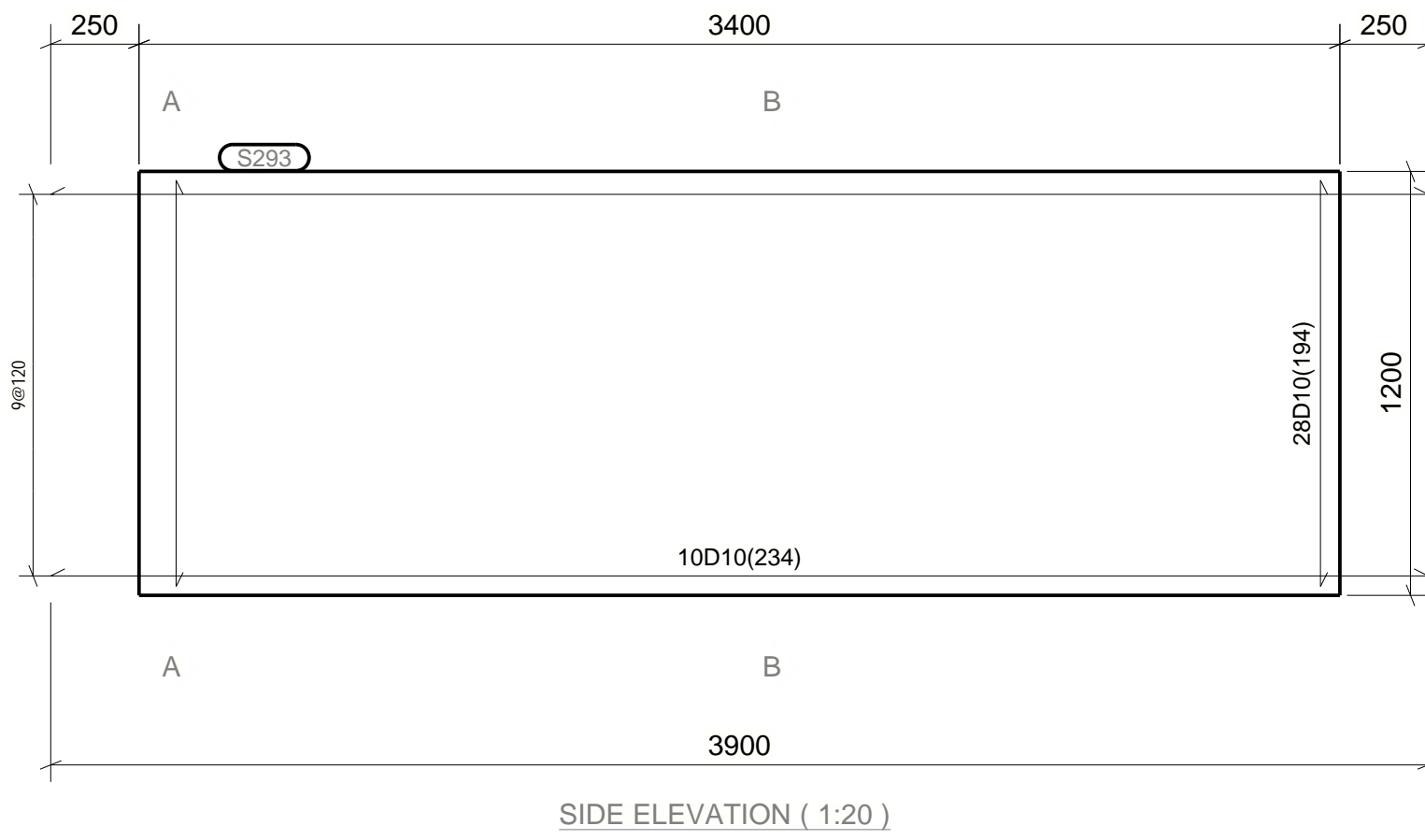
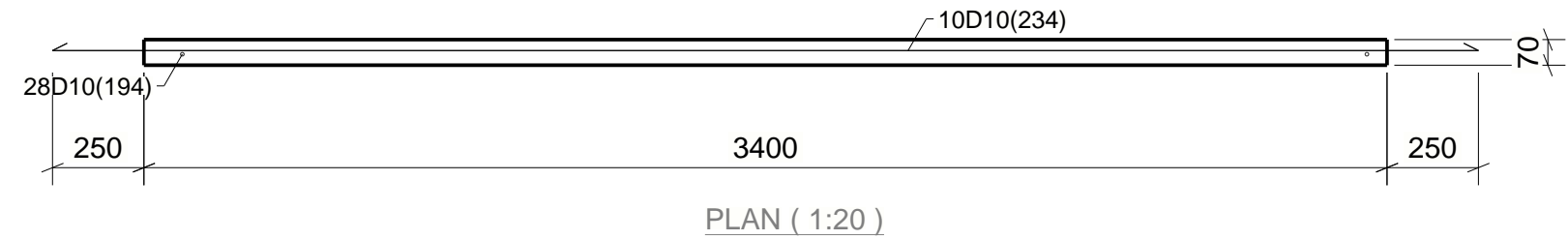
TITLE :  
Tekla Structures Project Name

PRECASTER :

Element Quantity	1
Element Weight (ton)	0.74
Concrete Volume (m3)	0.28
Concrete Grade	C30
Reinf. Bar 6-13 (kg)	43.6
Reinf. Bar 16-40 (kg)	0.0
Reinforcement (kg)	43.6
Reinforcement (kgm3)	153.6
Strand (kg)	0.0
Mesh (kg)	0.0

Bar Mark	Type	Size	Nos	L	Shape Code	Dimensions						Bending Radius
						A	B	C	D	SR	R	
194	D	10	26	1150	00	1150						0
218	D	10	2	1000	00	1000						0
234	D	10	9	3900	00	3900						0
235	D	10	1	3700	00	3700						0

MODELLED BY	MODEL NAME	Gedung Kanto***
SCALE	1:15	APPROVED BY
ISSUE DATE	PROJECT DESIGNER	DESIGN ENGINEER
PROJECT NUMBER	TS1000	DRAWING NUMBER
	S292	REV.



REV.	DATE	BY	DESCRIPTION
------	------	----	-------------

PROJECT TITLE :

OWNER :

ARCHITECT :

CONSULTANT :

MAIN CONTRACTOR :

PROJECT :

TITLE :  
Tekla Structures Project Name

PRECASTER :

Element Quantity	6
Element Weight (ton)	0.74
Concrete Volume (m <sup>3</sup> )	0.29
Concrete Grade	C30
Reinf. Bar 6-13 (kg)	43.9
Reinf. Bar 16-40 (kg)	0.0
Reinforcement (kg)	43.9
Reinforcement (kg/m <sup>3</sup> )	153.6
Strand (kg)	0.0
Mesh (kg)	0.0

BAR BENDING SCHEDULE										Shape Codes To BS8666: 2005 All Dimension Taken To The Outer Edge				
Bar Mark	Type	Size	Nos	L	Shape Code	Dimensions				Bending Radius				
						a	b	c	ea					
194	D	10	28	1150	00	1150				0				
234	D	10	10	3900	00	3900				0				

MODELLED BY	MODEL NAME	Gedung Kanto***
APPROVED BY	PROJECT ENGINEER	
ISSUE DATE	DESIGN ENGINEER	
PROJECT NUMBER	DRAWING NUMBER	REV.
TS1000	S293	

REV. DATE BY DESCRIPTION

PROJECT TITLE :

OWNER :

ARCHITECT :

CONSULTANT :

MAIN CONTRACTOR :

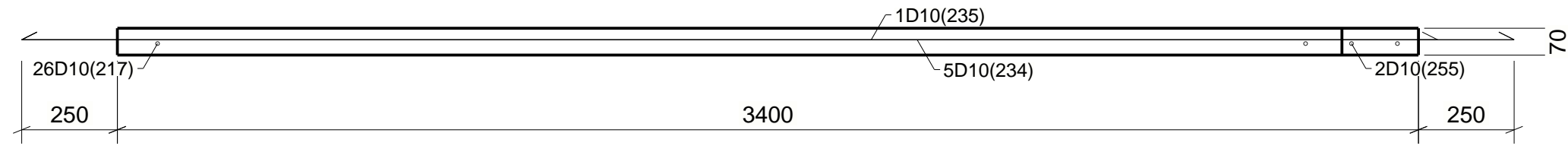
PROJECT :

TITLE :  
Tekla Structures Project Name

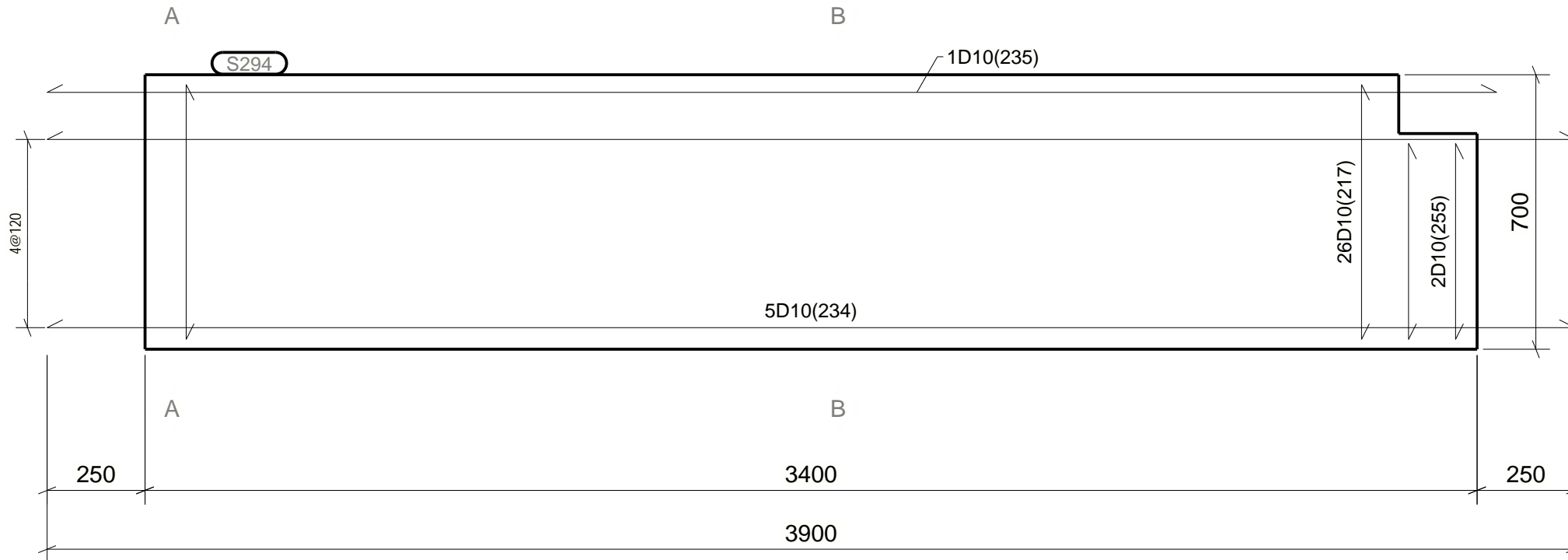
PRECASTER :

Element Quantity	1
Element Weight (ton)	0.43
Concrete Volume (m3)	0.16
Concrete Grade	C30
Reinf. Bar 6-13 (kg)	25.3
Reinf. Bar 16-40 (kg)	0.0
Reinforcement (kg)	25.3
Reinforcement (kg/m3)	153.9
Strand (kg)	0.0
Mesh (kg)	0.0

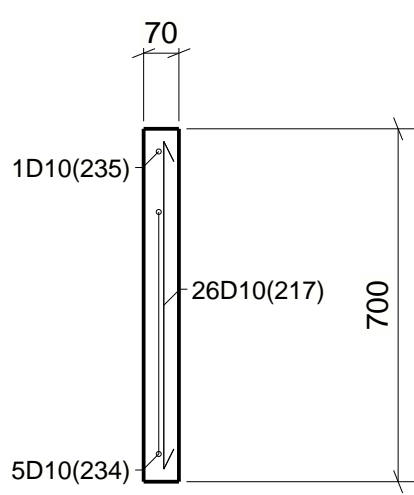
MODELLED BY: MODEL NAME: Gedung Kanto\*\*\*  
 APPROVED BY: PROJECT ENGINEER  
 ISSUE DATE: DESIGN ENGINEER  
 PROJECT NUMBER: TS1000 DRAWING NUMBER: S294 REV.



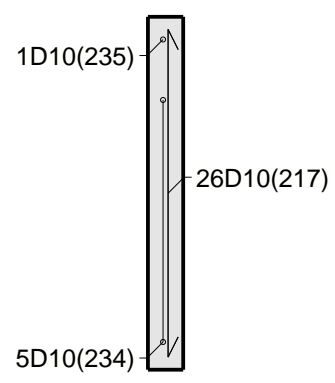
PLAN ( 1:15 )



SIDE ELEVATION ( 1:15 )

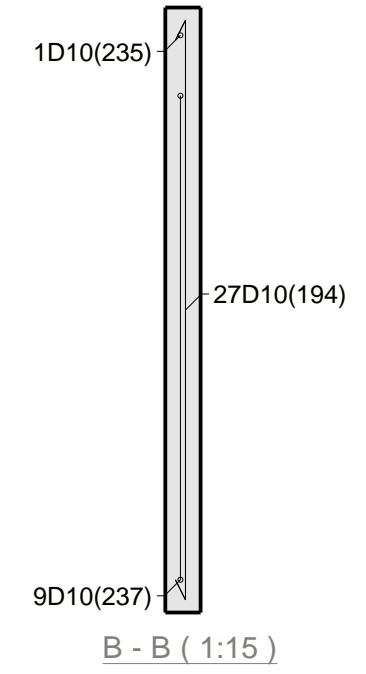
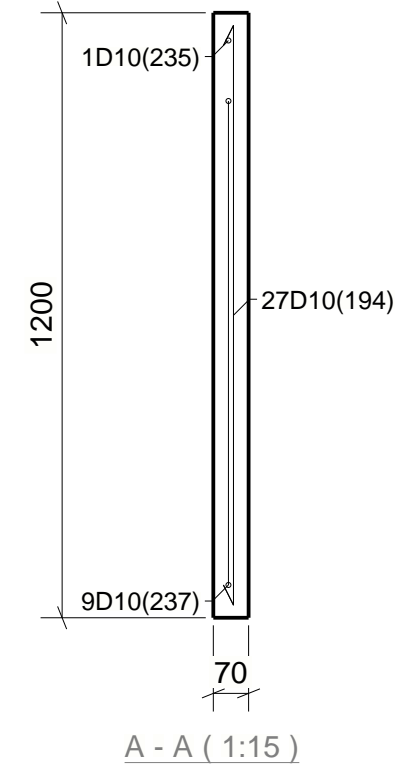
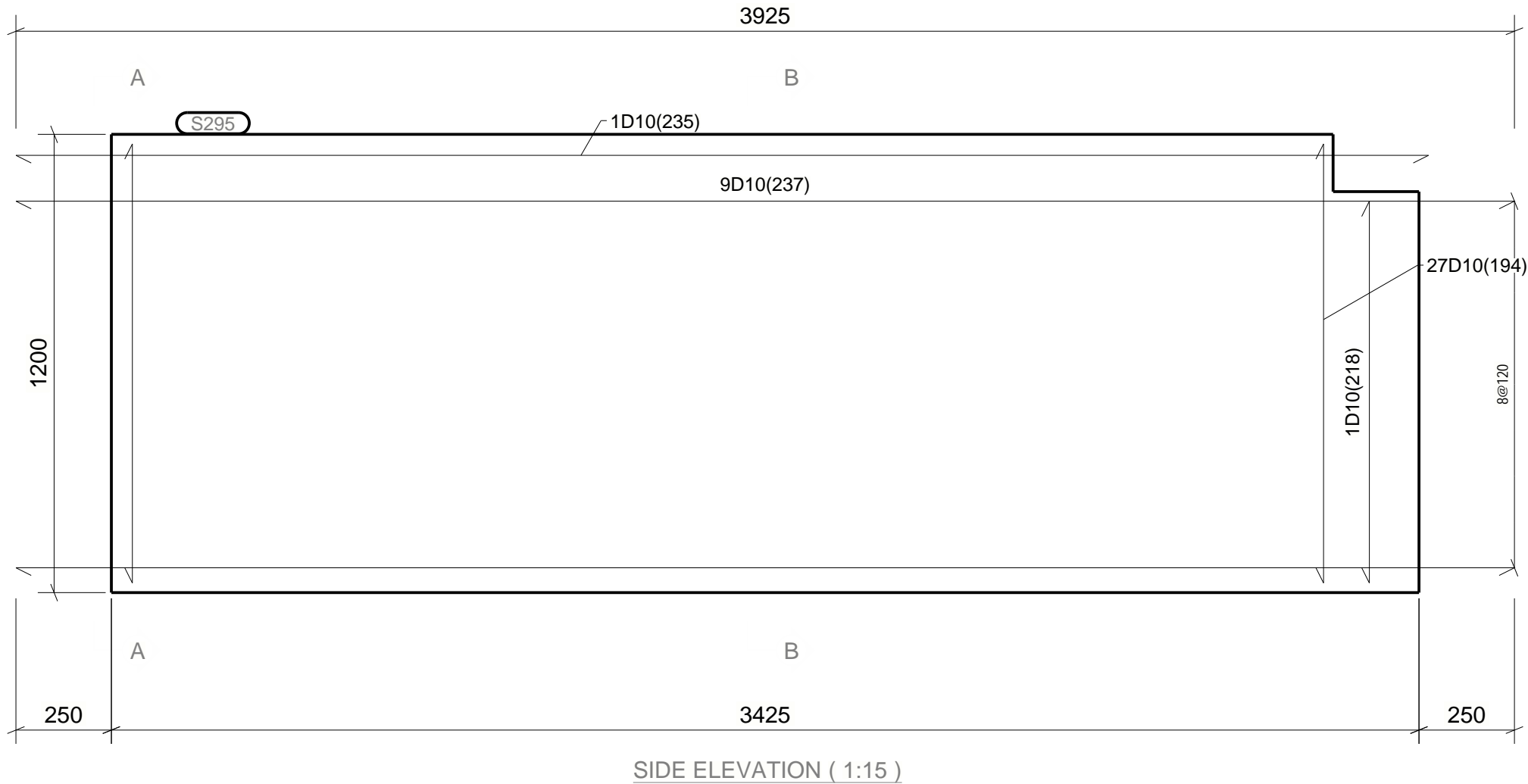
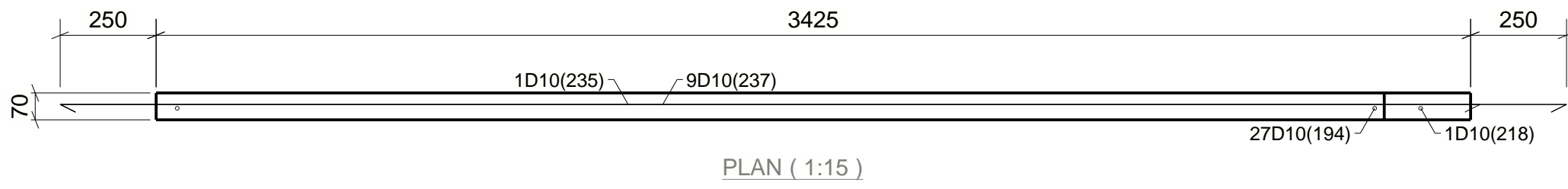


A - A ( 1:15 )



B - B ( 1:15 )

BAR BENDING SCHEDULE						Shape Codes To BS8666: 2005 All Dimension Taken To The Outer Edge						
Bar Mark	Type	Size	Nos	L	Shape Code	Dimensions						
						A	B	C	D	SR	Bending Radius	
217	D	10	26	650	00	650					0	
234	D	10	5	3900	00	3900					0	
235	D	10	1	3700	00	3700					0	
255	D	10	2	500	00	500					0	



REV.	DATE	BY	DESCRIPTION

PROJECT TITLE :

OWNER :

ARCHITECT :

CONSULTANT :

MAIN CONTRACTOR :

PROJECT :

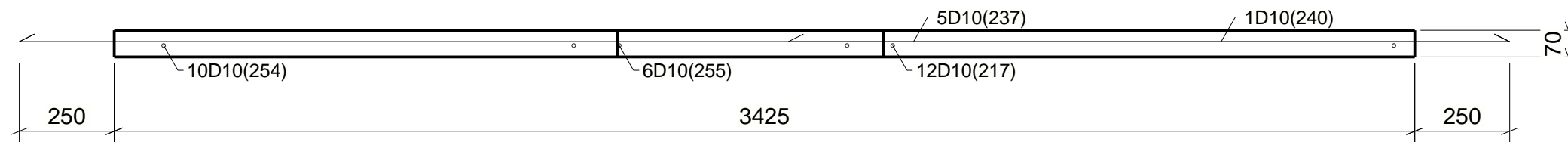
TITLE :  
Tekla Structures Project Name

PRECASTER :

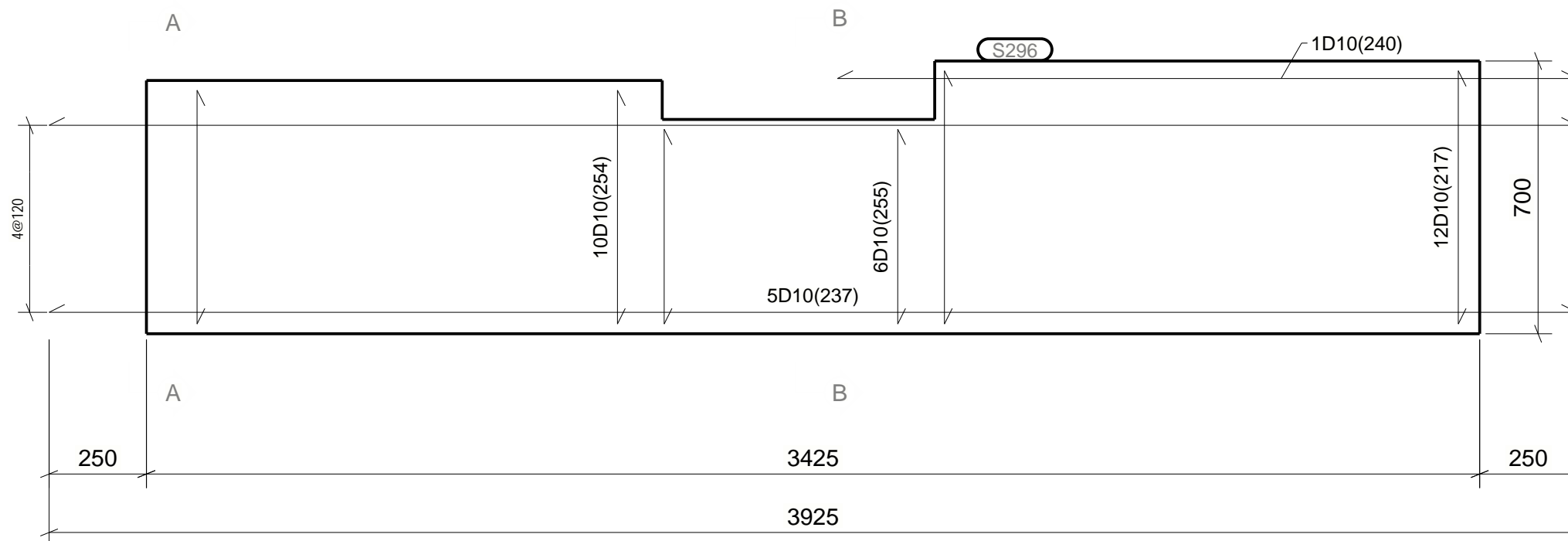
Element Quantity	1
Element Weight (ton)	0.74
Concrete Volume (m3)	0.29
Concrete Grade	C30
Reinf. Bar 6-13 (kg)	43.8
Reinf. Bar 16-40 (kg)	0.0
Reinforcement (kg)	43.8
Reinforcement (kgm3)	153.4
Strand (kg)	0.0
Mesh (kg)	0.0

Bar Mark	Type	Size	Nos	L	Shape Code	All Dimension Taken To The Outer Edge					
						Dimensions			Bending Radius		
BAR BENDING SCHEDULE						A	B	C	D	SR	R
194	D	10	27	1150	00	1150					0
218	D	10	1	1000	00	1000					0
235	D	10	1	3700	00						0
237	D	10	9	3920	00	3925					0

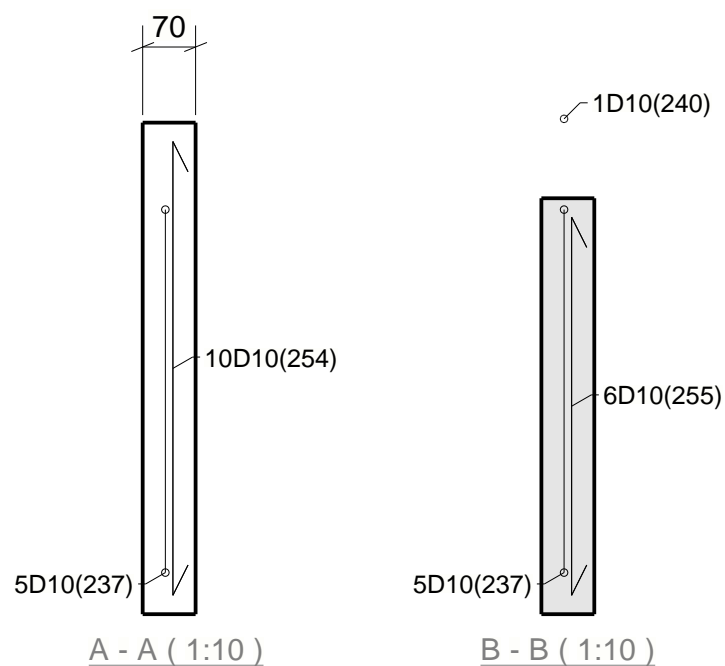
MODELLED BY	MODEL NAME	Gedung Kanto***
SCALE	1:15	APPROVED BY
ISSUE DATE	PROJECT ENGINEER	DESIGN ENGINEER
PROJECT NUMBER	TS1000	DRAWING NUMBER
	S295	REV.



PLAN ( 1:15 )



SIDE ELEVATION ( 1:15 )



A - A ( 1:10 )

B - B ( 1:10 )

Element Quantity	1
Element Weight (ton)	0.40
Concrete Volume (m3)	0.16
Concrete Grade	C30
Reinf. Bar 6-13 (kg)	23.6
Reinf. Bar 16-40 (kg)	0.0
Reinforcement (kg)	23.6
Reinforcement (kg/m3)	151.5
Strand (kg)	0.0
Mesh (kg)	0.0

BAR BENDING SCHEDULE						Shape Codes To BS8666: 2005 All Dimension Taken To The Outer Edge						
Bar Mark	Type	Size	Nos	L	Shape Code	Dimensions			Bending Radius			
						A	B	C	D	E	F	
217	D	10	12	650	00	650						
237	D	10	5	3920	00	3925						
240	D	10	1	1900	00	1900						
254	D	10	10	600	00	600						
255	D	10	6	500	00	500						

REV. DATE BY DESCRIPTION

PROJECT TITLE :

OWNER :

ARCHITECT :

CONSULTANT :

MAIN CONTRACTOR :

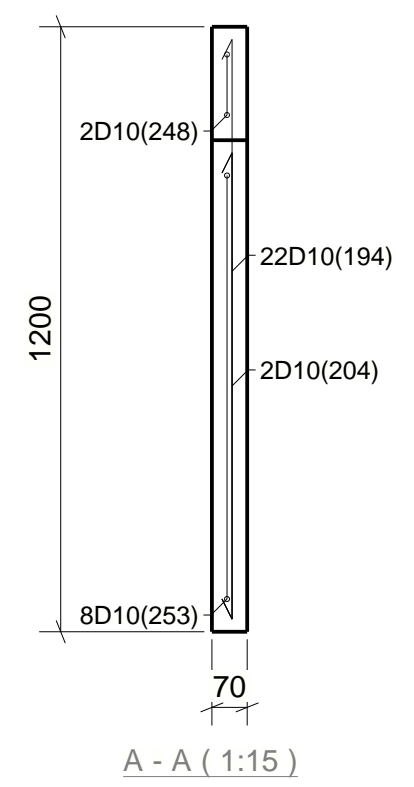
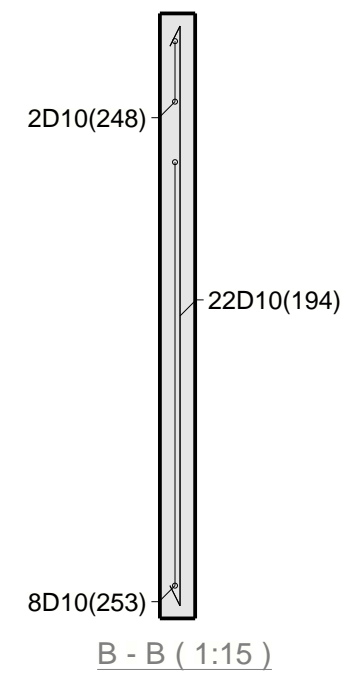
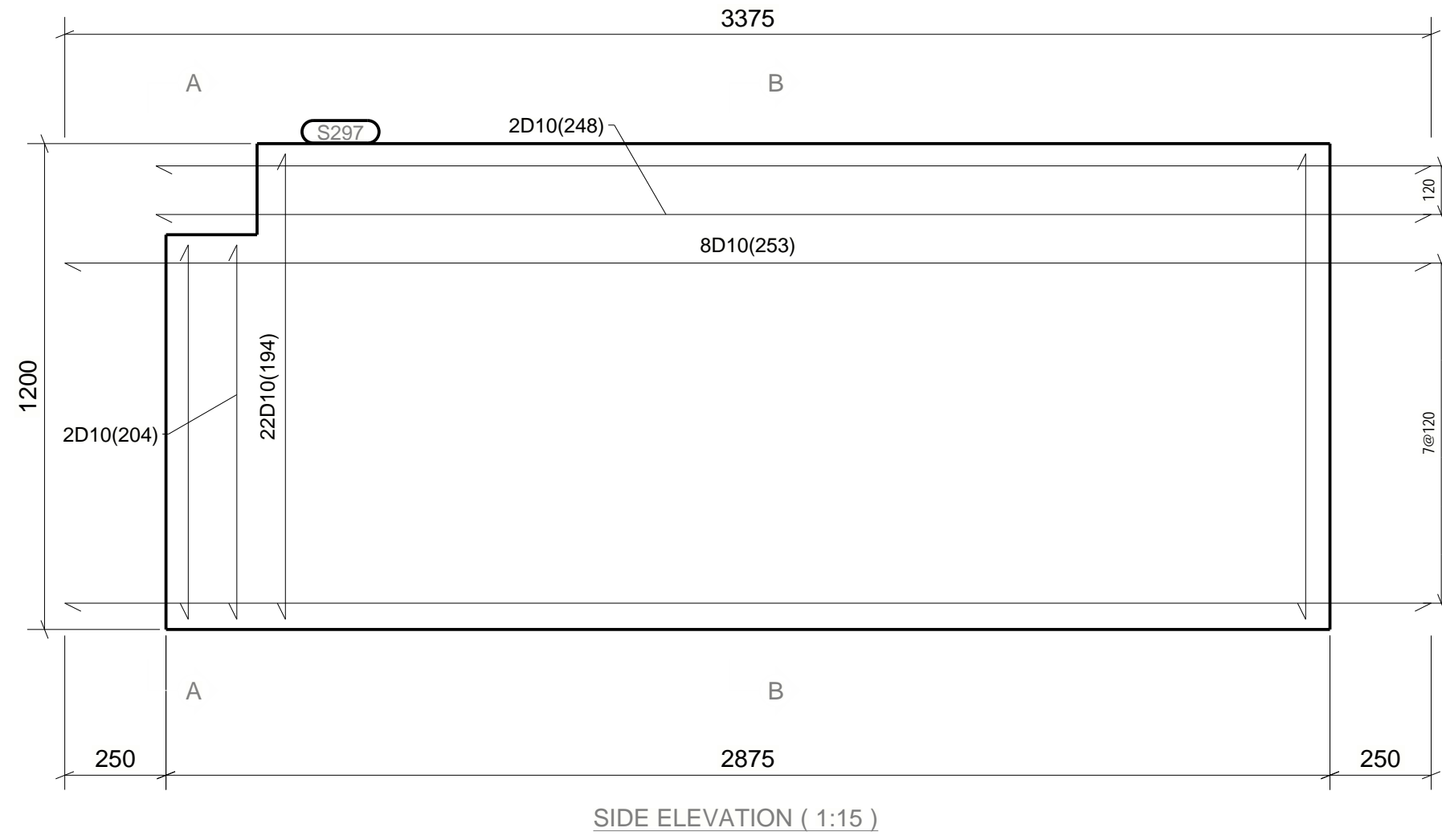
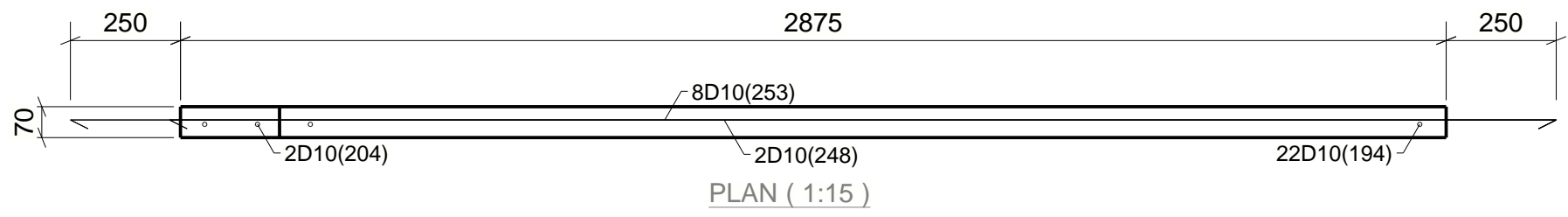
PROJECT :

TITLE :  
Tekla Structures Project Name

PRECASTER :

MODELLED BY	MODEL NAME	Gedung Kanto***
SCALE	APPROVED BY	
1:15 1:10	PROJECT ENGINEER	
ISSUE DATE	DESIGN ENGINEER	
PROJECT NUMBER	DRAWING NUMBER	REV.
TS1000	S296	





REV.	DATE	BY	DESCRIPTION

PROJECT TITLE :

OWNER :

ARCHITECT :

CONSULTANT :

MAIN CONTRACTOR :

PROJECT :

TITLE :  
Tekla Structures Project Name

Element Quantity	2
Element Weight (ton)	0.62
Concrete Volume (m3)	0.24
Concrete Grade	C30
Reinf. Bar 6-13 (kg)	37.2
Reinf. Bar 16-40 (kg)	0.0
Reinforcement (kg)	37.2
Reinforcement (kg/m3)	156.5
Strand (kg)	0.0
Mesh (kg)	0.0

Bar Mark	Type	Size	Nos	L	Shape Code	All Dimension Taken To The Outer Edge					
						Dimensions					
						a	b	c	d	es	
194	D	10	22	1150	00	1150				0	
204	D	10	2	920	00	925				0	
248	D	10	2	3150	00	3150				0	
253	D	10	8	3370	00	3375				0	

PRECASTER :

MODELLED BY

SCALE 1:15

ISSUE DATE

PROJECT NUMBER TS1000

MODEL NAME Gedung Kanto\*\*\*

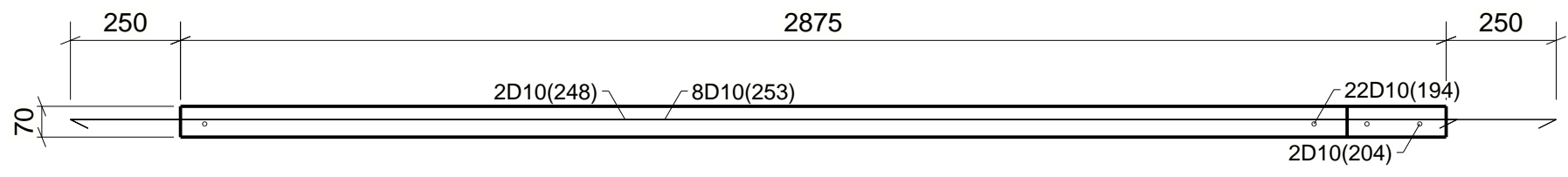
APPROVED BY

PROJECT ENGINEER

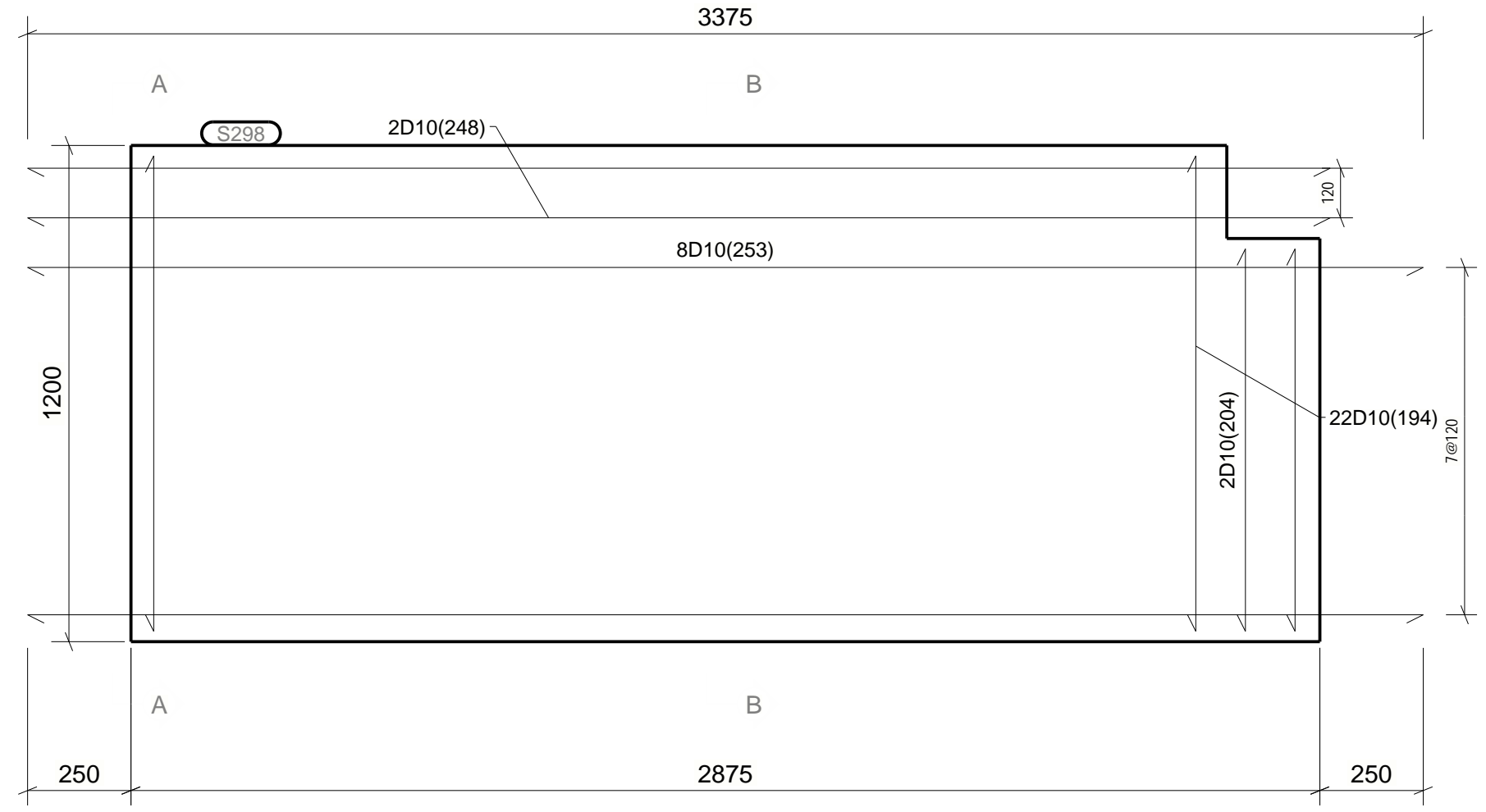
DESIGN ENGINEER

DRAWING NUMBER S297

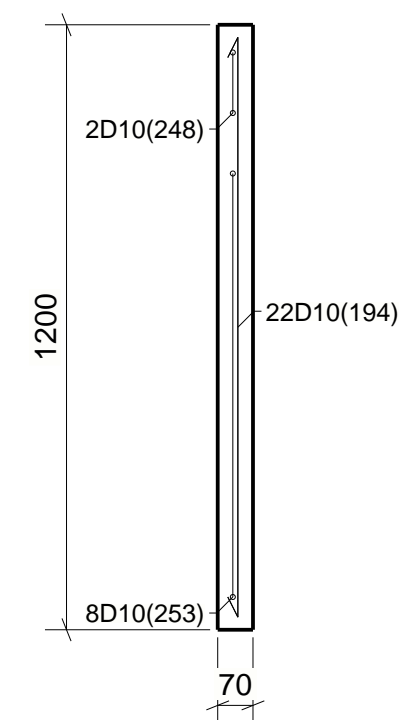
REV.



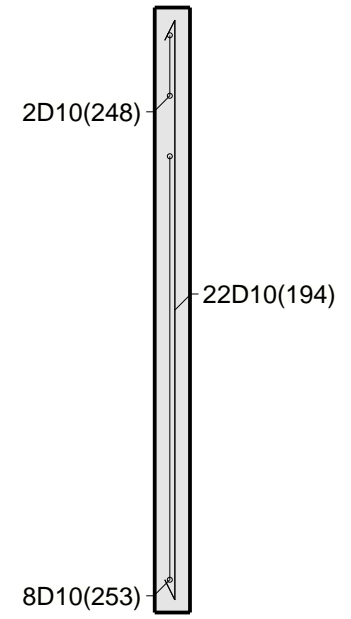
PLAN ( 1:15 )



SIDE ELEVATION ( 1:15 )



A - A ( 1:15 )



B - B ( 1:15 )

REV.	DATE	BY	DESCRIPTION

PROJECT TITLE :

OWNER :

ARCHITECT :

CONSULTANT :

MAIN CONTRACTOR :

PROJECT :

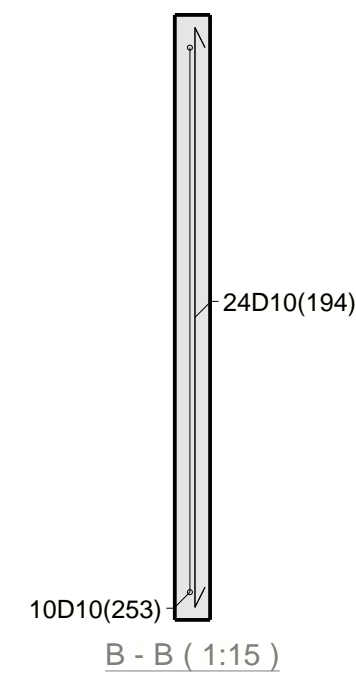
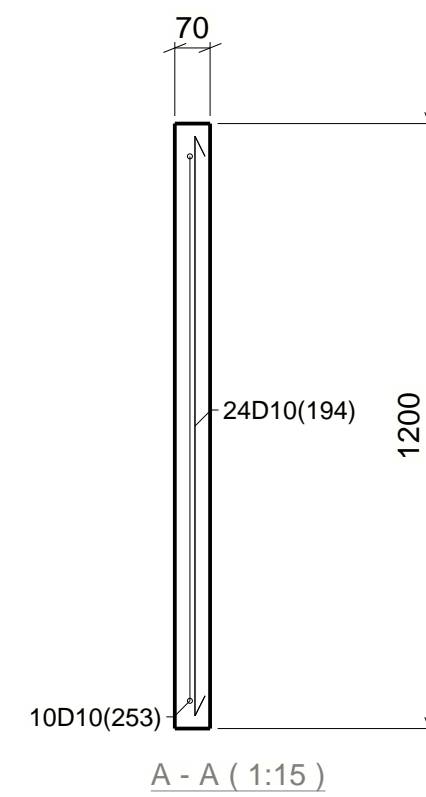

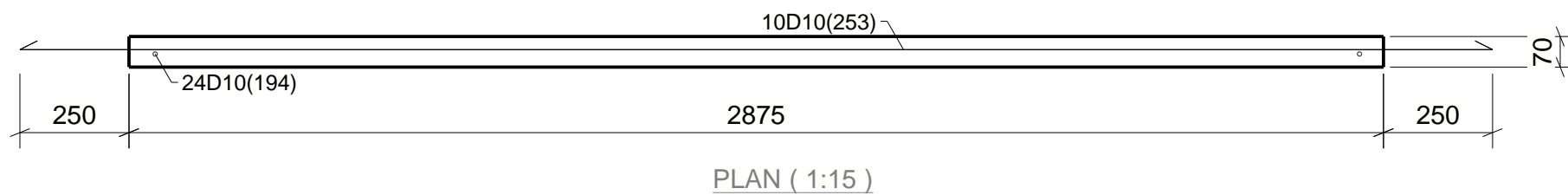
TITLE :  
Tekla Structures Project Name

PRECASTER :

Element Quantity	1
Element Weight (ton)	0.62
Concrete Volume (m3)	0.24
Concrete Grade	C30
Reinf. Bar 6-13 (kg)	37.2
Reinf. Bar 16-40 (kg)	0.0
Reinforcement (kg)	37.2
Reinforcement (kg/m3)	156.5
Strand (kg)	0.0
Mesh (kg)	0.0

BAR BENDING SCHEDULE							Shape Codes To BS8666: 2005 All Dimension Taken To The Outer Edge					
Bar Mark	Type	Size	Nos	L	Shape Code	Dimensions						
						A	B	C	d	es	Bending Radius	
194	D	10	22	1150	00	1150						0
204	D	10	2	920	00	925						0
248	D	10	2	3150	00	3150						0
253	D	10	8	3370	00	3375						0

MODELLED BY	MODEL NAME Gedung Kanto***
SCALE 1:15	APPROVED BY
ISSUE DATE	PROJECT ENGINEER
PROJECT NUMBER TS1000	DESIGN ENGINEER
DRAWING NUMBER S298	
REV.	



REV.	DATE	BY	DESCRIPTION

PROJECT TITLE :

OWNER :

ARCHITECT :

CONSULTANT :

MAIN CONTRACTOR :

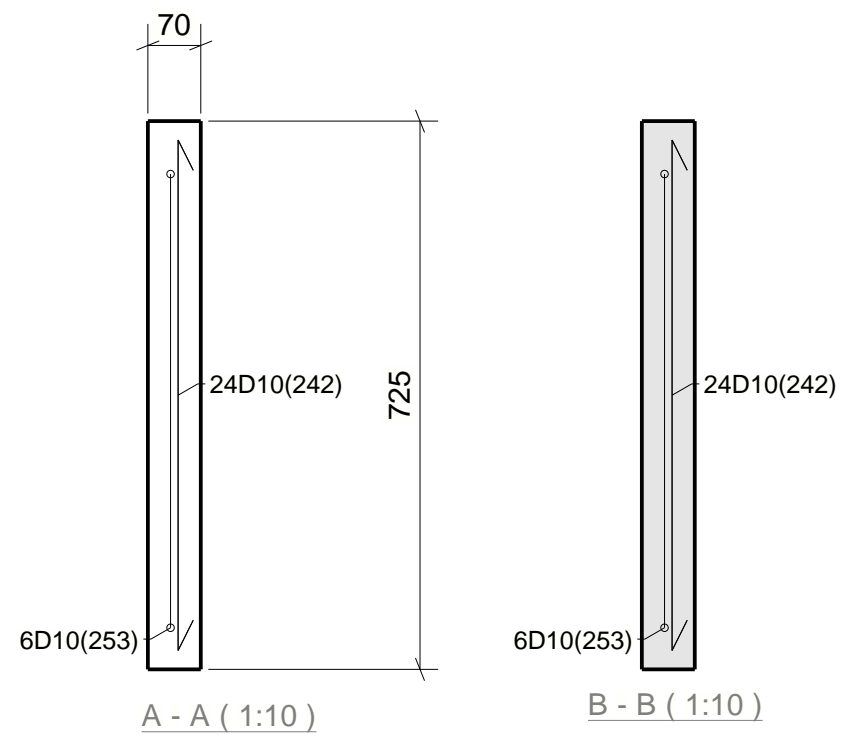
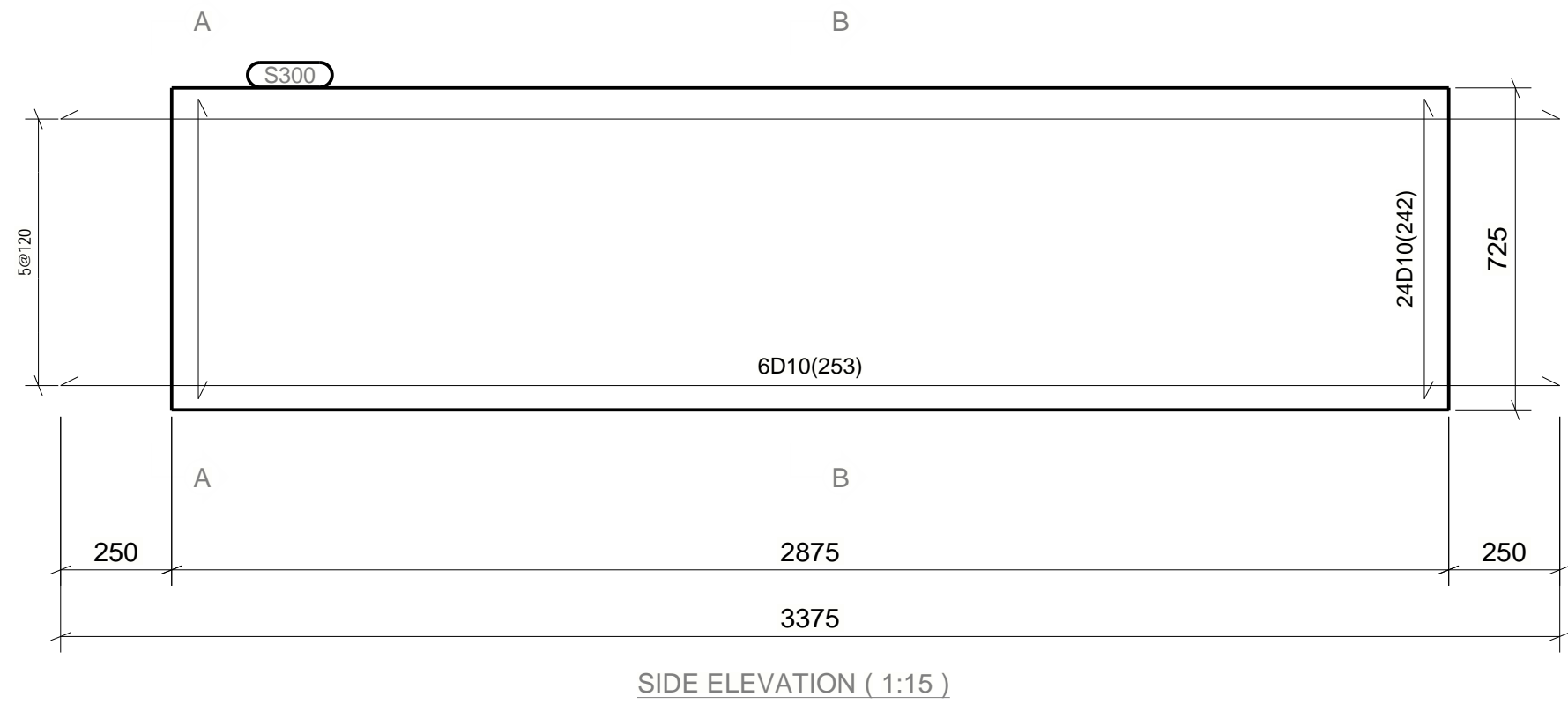
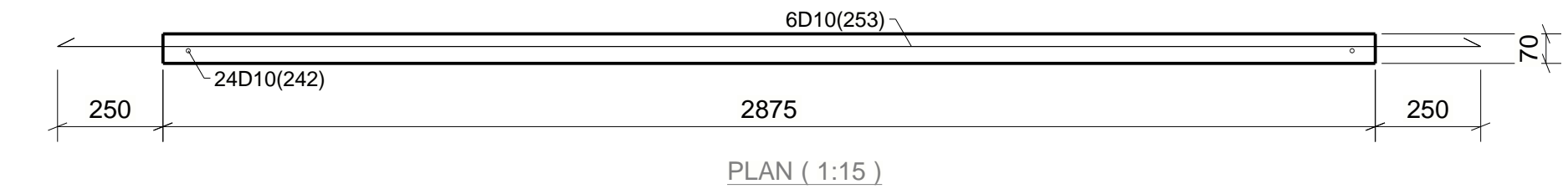
PROJECT :

TITLE :  
Tekla Structures Project Name

PRECASTER :

Element Quantity	9	MODELLED BY	MODEL NAME	Gedung Kanto***	
Element Weight (ton)	0.63	APPROVED BY			
Concrete Volume (m3)	0.24	SCALE	1:15		
Concrete Grade	C30	ISSUE DATE			
Reinf. Bar 6-13 (kg)	37.8	DESIGN ENGINEER			
Reinf. Bar 16-40 (kg)	0.0	PROJECT NUMBER	TS1000	DRAWING NUMBER	S299
Reinforcement (kg)	37.8	REV.			
Reinforcement (kg/m3)	156.6				
Strand (kg)	0.0				
Mesh (kg)	0.0				

BAR BENDING SCHEDULE							Shape Codes To BS8666: 2005 All Dimension Taken To The Outer Edge				
Bar Mark	Type	Size	Nos	L	Shape Code	Dimensions					Bending Radius
						a	b	c	d	es	
194	D	10	24	1150	00	1150					0
253	D	10	10	3370	00	3375					0



REV.	DATE	BY	DESCRIPTION

PROJECT TITLE :

OWNER :

ARCHITECT :

CONSULTANT :

MAIN CONTRACTOR :

PROJECT :

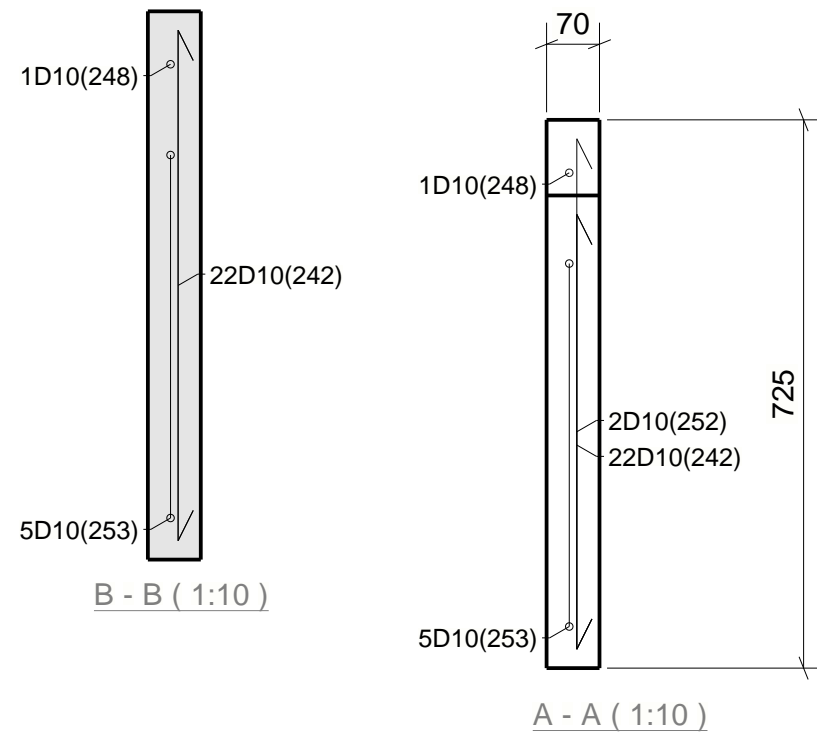
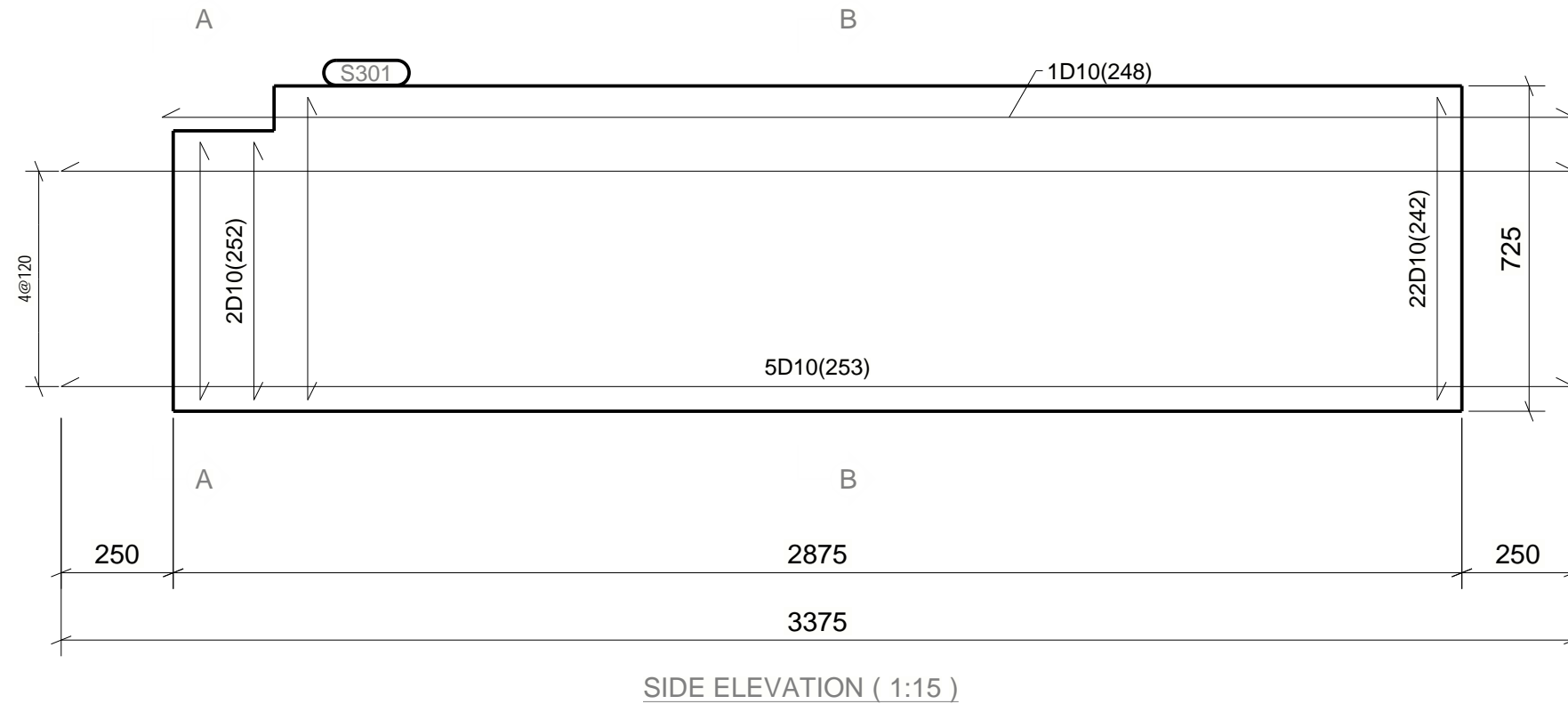
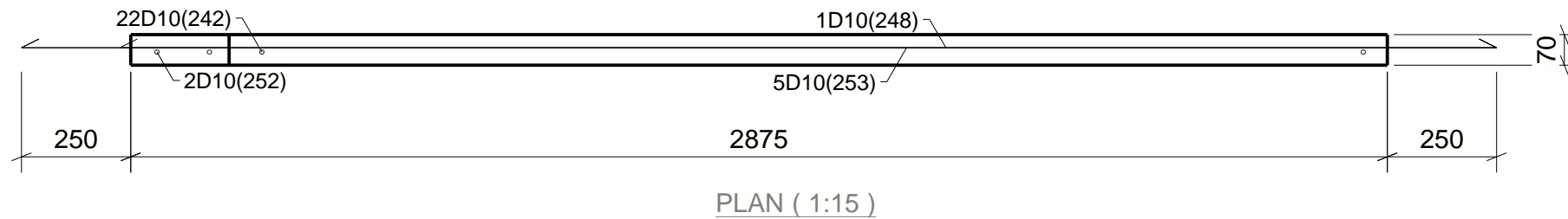
TITLE :  
Tekla Structures Project Name

PRECASTER :

Element Quantity	1
Element Weight (ton)	0.38
Concrete Volume (m3)	0.15
Concrete Grade	C30
Reinf. Bar 6-13 (kg)	22.5
Reinf. Bar 16-40 (kg)	0.0
Reinforcement (kg)	22.5
Reinforcement (kg/m3)	153.9
Strand (kg)	0.0
Mesh (kg)	0.0

MODELLED BY	MODEL NAME	Gedung Kanto***
APPROVED BY	PROJECT ENGINEER	
SCALE	1:15 1:10	
ISSUE DATE	DESIGN ENGINEER	
PROJECT NUMBER	DRAWING NUMBER	S300
TS1000		

BAR BENDING SCHEDULE		Shape Codes To BS8666: 2005 All Dimension Taken To The Outer Edge										
Bar Mark	Type	Size	Nos	L	Shape Code	Dimensions				Bending Radius		
						a	b	c	d	e	r	es
242	D	10	24	670	00	675					0	
253	D	10	6	3370	00	3375					0	



REV.	DATE	BY	DESCRIPTION

PROJECT TITLE :

OWNER :

ARCHITECT :

CONSULTANT :

MAIN CONTRACTOR :

PROJECT :

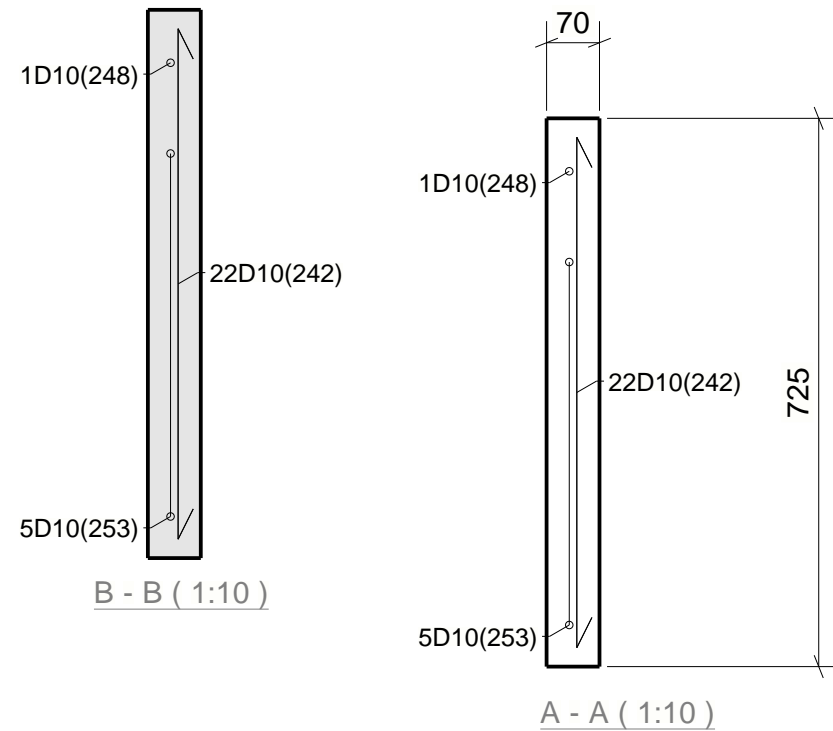
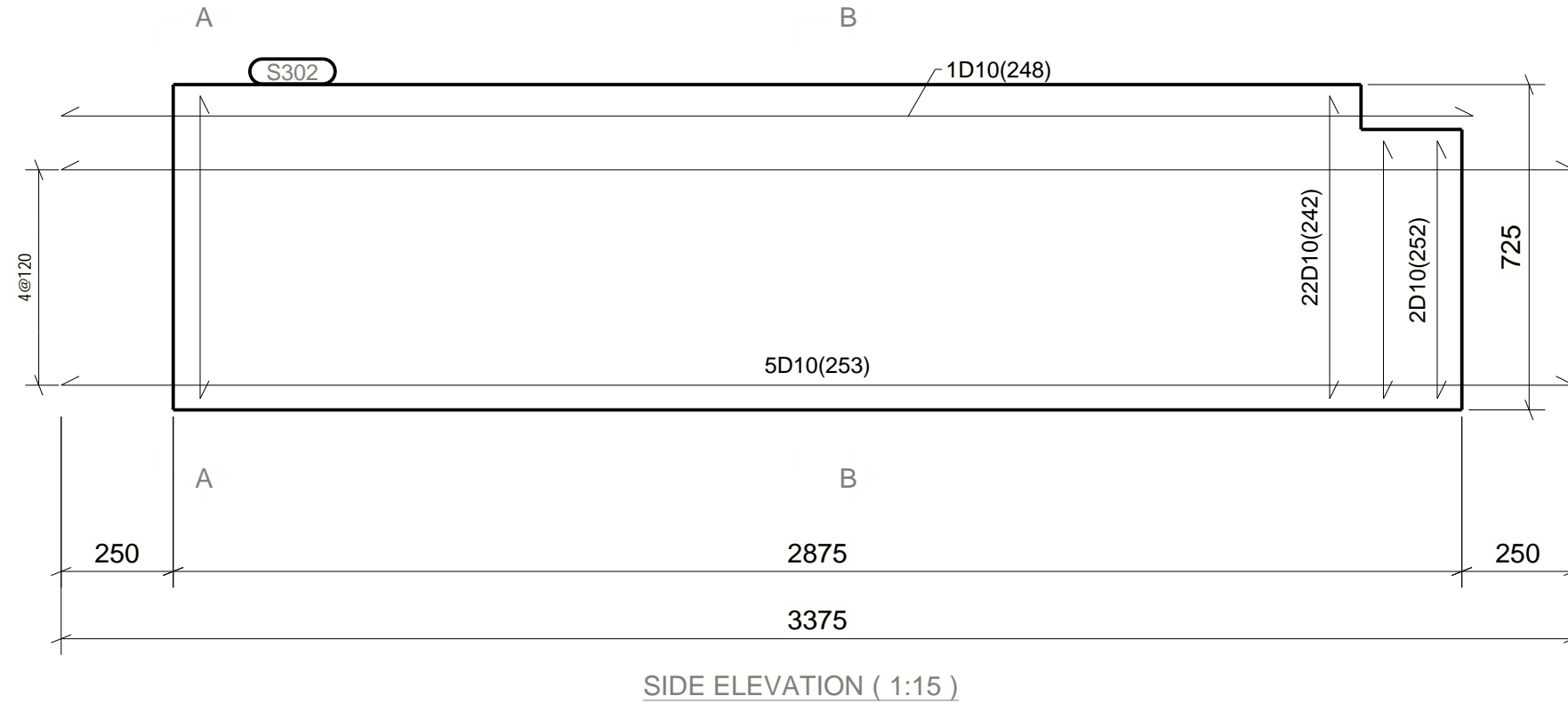
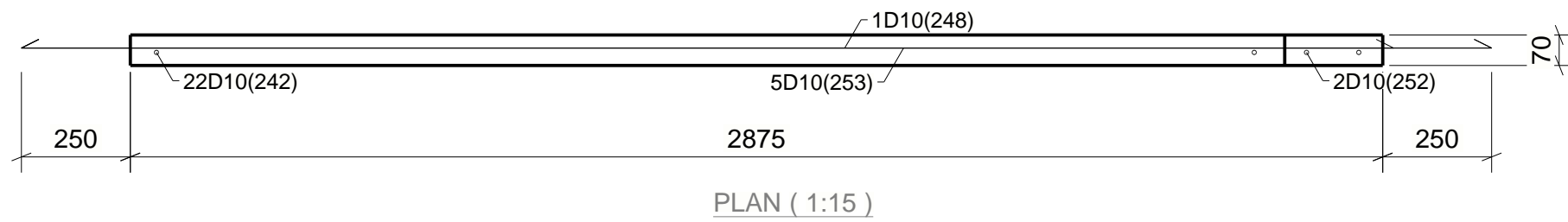
TITLE :  
Tekla Structures Project Name

Element Quantity	1
Element Weight (ton)	0.38
Concrete Volume (m3)	0.14
Concrete Grade	C30
Reinf. Bar 6-13 (kg)	22.2
Reinf. Bar 16-40 (kg)	0.0
Reinforcement (kg)	22.2
Reinforcement (kg/m <sup>3</sup> )	153.8
Strand (kg)	0.0
Mesh (kg)	0.0

PRECASTER :

Bar Mark	Type	Size	Nos	L	Shape Code	Dimensions						
						All Dimension Taken To The Outer Edge						
						A	B	C	d	sr	Bending Radius	
242	D	10	22	670	00	675						
248	D	10	1	3150	00	3150						
252	D	10	2	570	00	575						
253	D	10	5	3370	00	3375						

MODELLED BY	MODEL NAME	Gedung Kanto***
SCALE	1:15	1:10
ISSUE DATE	PROJECT ENGINEER	
	DESIGN ENGINEER	
PROJECT NUMBER	TS1000	
	DRAWING NUMBER	S301
	REV.	



Element Quantity	1
Element Weight (ton)	0.38
Concrete Volume (m3)	0.14
Concrete Grade	C30
Reinf. Bar 6-13 (kg)	22.2
Reinf. Bar 16-40 (kg)	0.0
Reinforcement (kg)	22.2
Reinforcement (kgm3)	153.8
Strand (kg)	0.0
Mesh (kg)	0.0

BAR BENDING SCHEDULE						Shape Codes To BS8666: 2005 All Dimension Taken To The Outer Edge					
Bar Mark	Type	Size	Nos	L	Shape Code	Dimensions					Bending Radius
						A	B	C	D	ER	
242	D	10	22	670	00	675					0
248	D	10	1	3150	00	3150					0
252	D	10	2	570	00	575					0
253	D	10	5	3370	00	3375					0

REV. DATE BY DESCRIPTION

PROJECT TITLE :

OWNER :

ARCHITECT :

CONSULTANT :

MAIN CONTRACTOR :

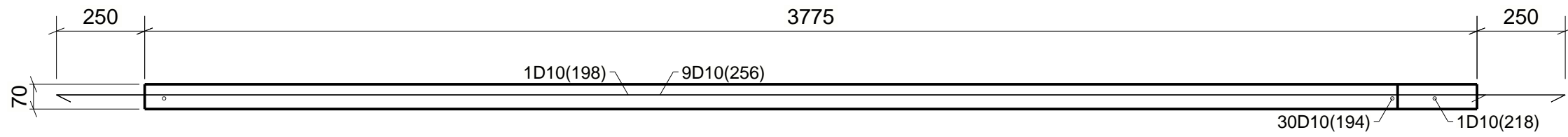
PROJECT :

TITLE :  
Tekla Structures Project Name

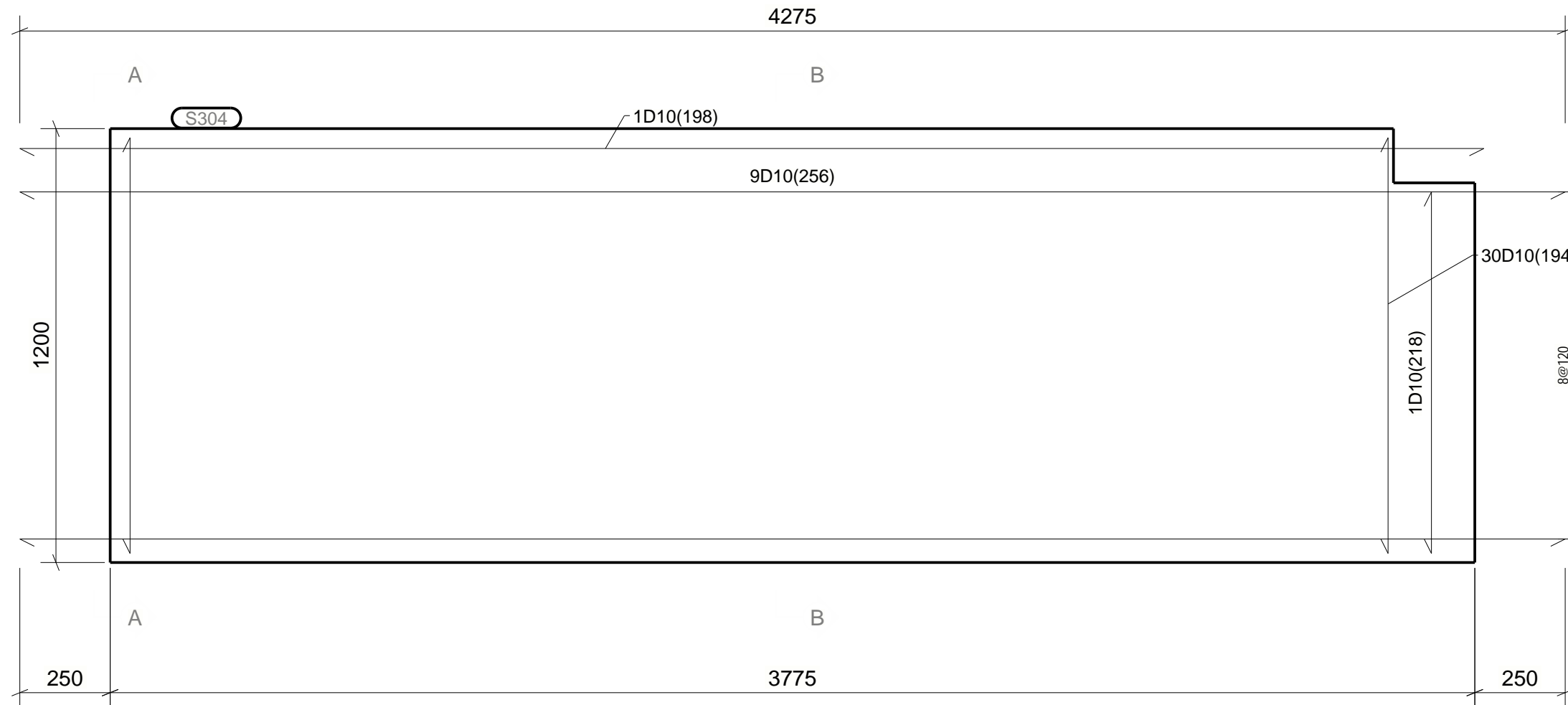
PRECASTER :

MODELLED BY	MODEL NAME	Gedung Kanto***
APPROVED BY	PROJECT ENGINEER	
ISSUE DATE	DESIGN ENGINEER	
PROJECT NUMBER	DRAWING NUMBER	S302
TS1000	REV.	

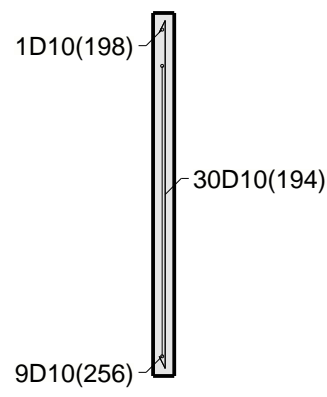




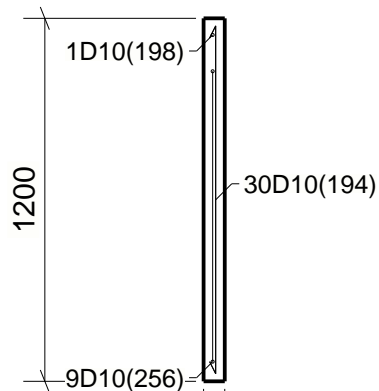
PLAN ( 1:15 )



SIDE ELEVATION ( 1:15 )



B - B ( 1:25 )



A - A ( 1:25 )

Element Quantity	1
Element Weight (ton)	0.82
Concrete Volume (m3)	0.31
Concrete Grade	C30
Reinf. Bar 6-13 (kg)	48.1
Reinf. Bar 16-40 (kg)	0.0
Reinforcement (kg)	48.1
Reinforcement (kgm3)	152.7
Strand (kg)	0.0
Mesh (kg)	0.0

BAR BENDING SCHEDULE						Shape Codes To BS8666: 2005 All Dimension Taken To The Outer Edge							
Bar Mark	Type	Size	Nos	L	Shape Code	Dimensions							
						A	B	C	D	SR	Bending Radius		
194	D	10	30	1150	00	1150							
198	D	10	1	4050	00	4050							
218	D	10	1	1000	00	1000							
256	D	10	9	4270	00	4275							

REV. DATE BY DESCRIPTION

PROJECT TITLE :

OWNER :

ARCHITECT :

CONSULTANT :

MAIN CONTRACTOR :

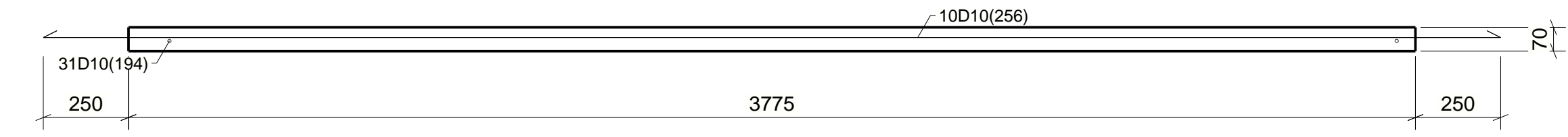
PROJECT :

TITLE :  
Tekla Structures Project Name

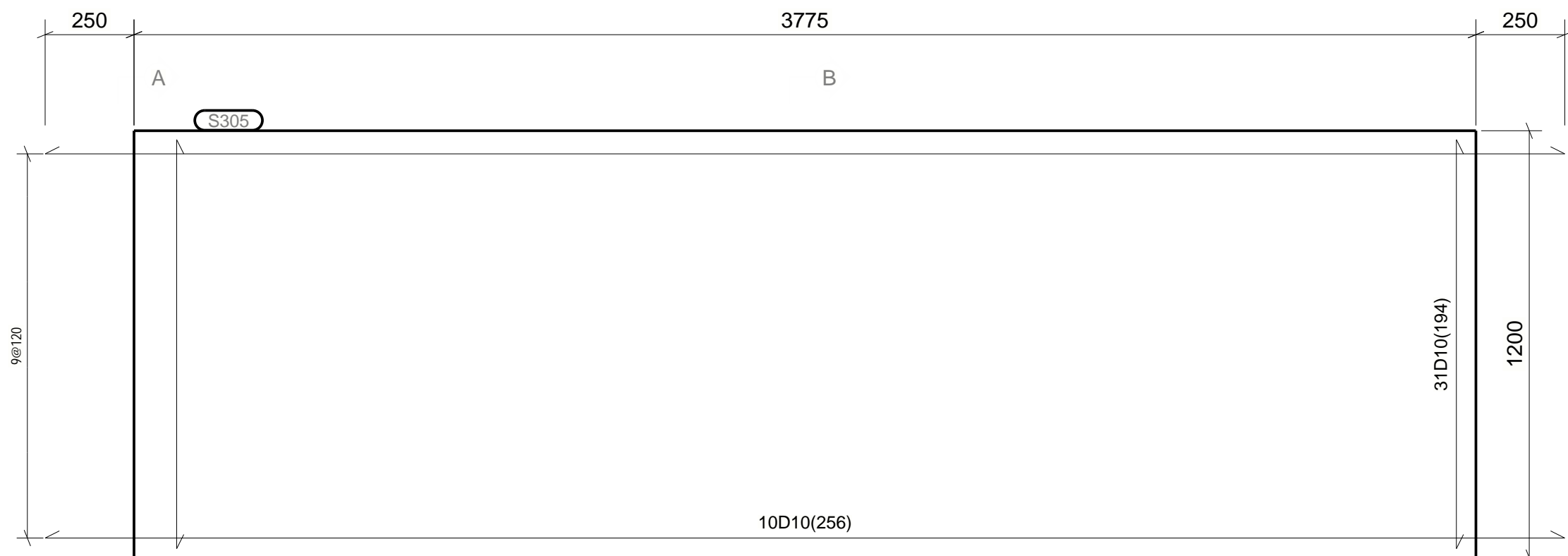
PRECASTER :

MODELLED BY	MODEL NAME	Gedung Kanto***
SCALE	1:15 1:25	APPROVED BY
ISSUE DATE		PROJECT ENGINEER
PROJECT NUMBER	TS1000	DESIGN ENGINEER
		DRAWING NUMBER
		S304
		REV.

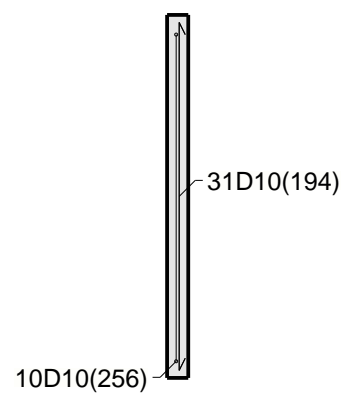




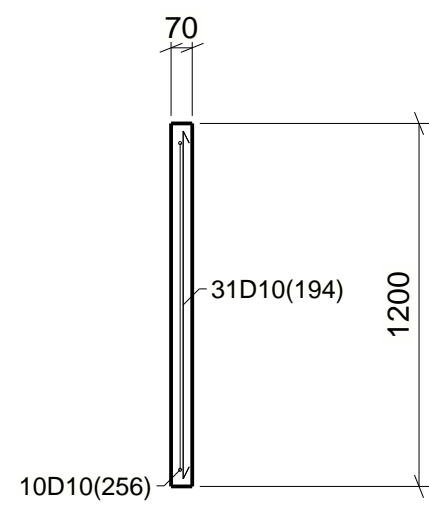
PLAN ( 1:15 )



SIDE ELEVATION ( 1:15 )



B - B ( 1:25 )



A - A ( 1:25 )

REV.	DATE	BY	DESCRIPTION

PROJECT TITLE :

OWNER :

ARCHITECT :

CONSULTANT :

MAIN CONTRACTOR :

PROJECT :

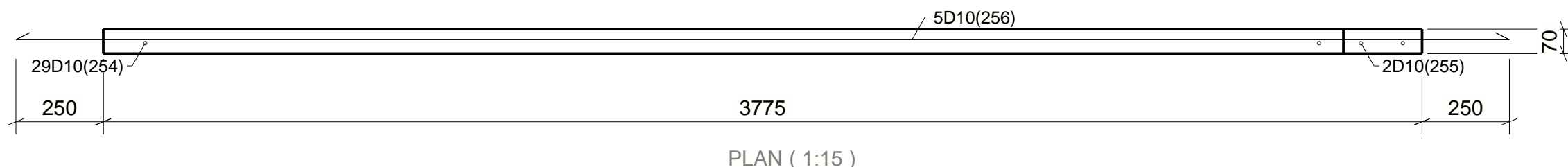
TITLE :  
Tekla Structures Project Name

PRECASTER :


Element Quantity	6
Element Weight (ton)	0.82
Concrete Volume (m <sup>3</sup> )	0.32
Concrete Grade	C30
Reinf. Bar 6-13 (kg)	48.3
Reinf. Bar 16-40 (kg)	0.0
Reinforcement (kg)	48.3
Reinforcement (kg/m <sup>3</sup> )	152.3
Strand (kg)	0.0
Mesh (kg)	0.0

MODELLED BY	MODEL NAME	Gedung Kanto***
APPROVED BY	PROJECT ENGINEER	
ISSUE DATE	DESIGN ENGINEER	
PROJECT NUMBER	DRAWING NUMBER	S305

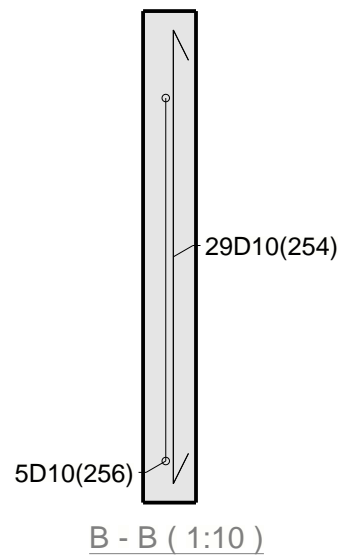
BAR BENDING SCHEDULE										Shape Codes To BS8666: 2005 All Dimension Taken To The Outer Edge					
Bar Mark	Type	Size	Nos	L	Shape Code	Dimensions					Bending Radius				
						a	b	c	d	es					
194	D	10	31	1150	00	1150					0				
256	D	10	10	4270	00	4275					0				



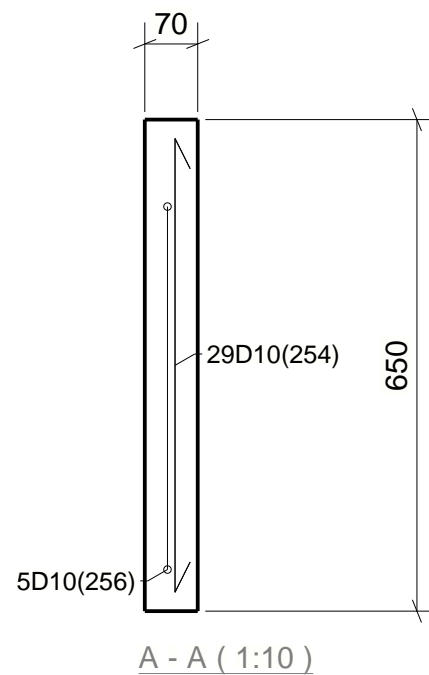
PLAN ( 1:15 )



SIDE ELEVATION ( 1:15 )



B - B ( 1:10 )



A - A ( 1:10 )

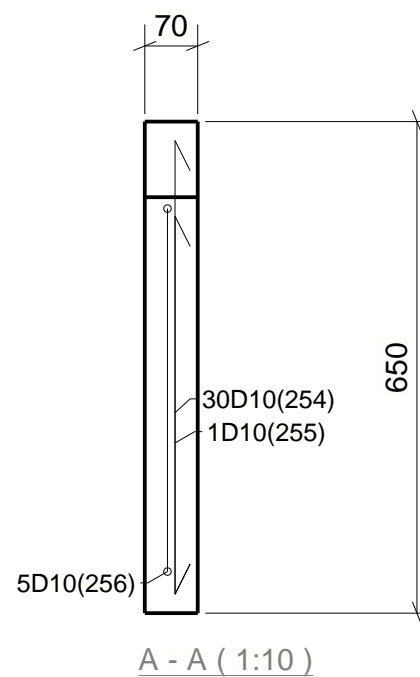
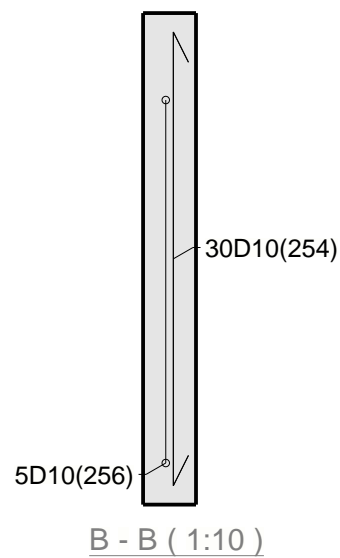
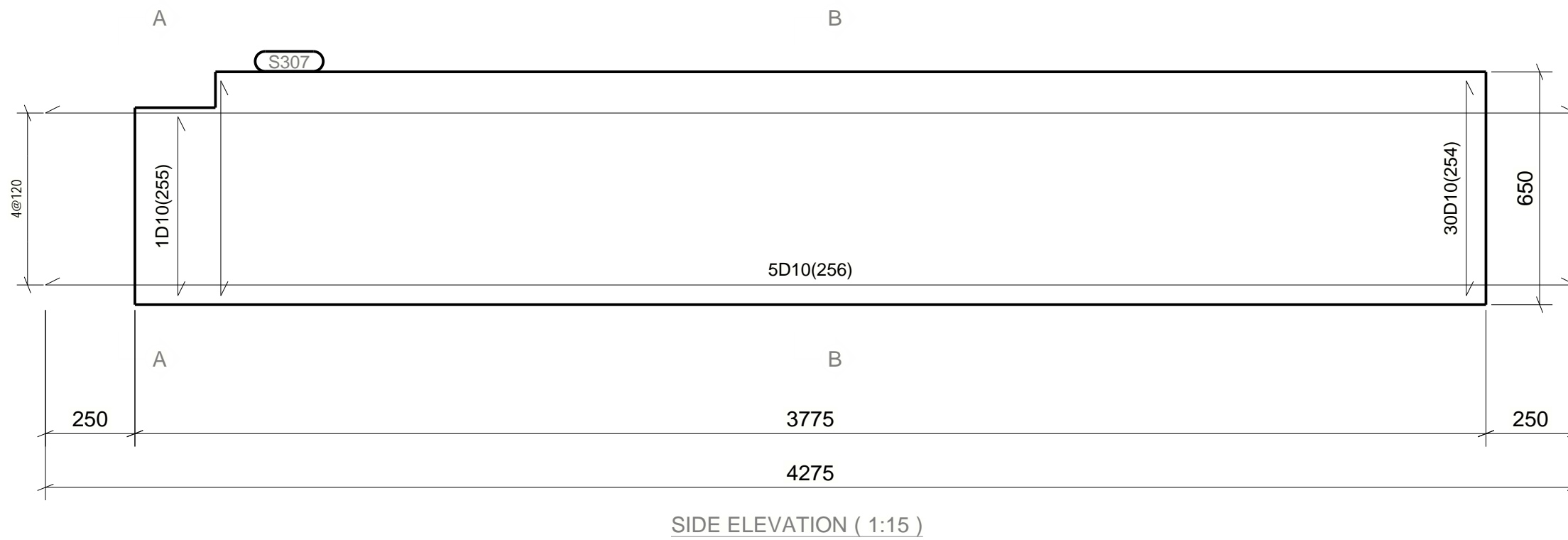
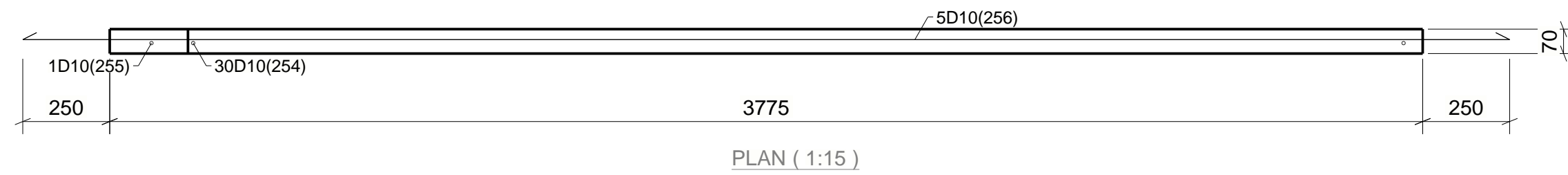
Element Quantity	1
Element Weight (ton)	0.44
Concrete Volume (m3)	0.17
Concrete Grade	C30
Reinf. Bar 6-13 (kg)	24.5
Reinf. Bar 16-40 (kg)	0.0
Reinforcement (kg)	24.5
Reinforcement (kg/m3)	144.0
Strand (kg)	0.0
Mesh (kg)	0.0

PRECASTER :

BAR BENDING SCHEDULE

Bar Mark	Type	Size	Nos	L	Shape Code	Dimensions					Bending Radius
						A	B	C	D	ER	
254	D	10	29	600	00	600					O
255	D	10	2	500	00	500					O
256	D	10	5	4270	00	4275					O

MODELLED BY	MODEL NAME	Gedung Kanto***
APPROVED BY	PROJECT ENGINEER	
ISSUE DATE	DESIGN ENGINEER	
PROJECT NUMBER	DRAWING NUMBER	REV.
TS1000	S306	



REV.	DATE	BY	DESCRIPTION

PROJECT TITLE :

OWNER :

ARCHITECT :

CONSULTANT :

MAIN CONTRACTOR :

PROJECT :

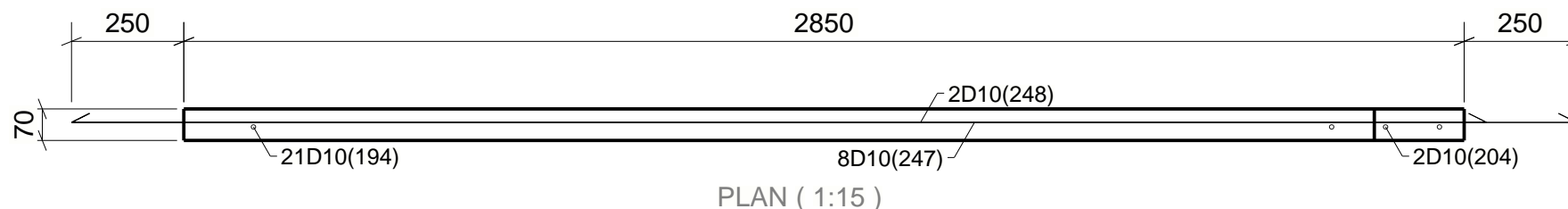
TITLE :  
Tekla Structures Project Name

PRECASTER :

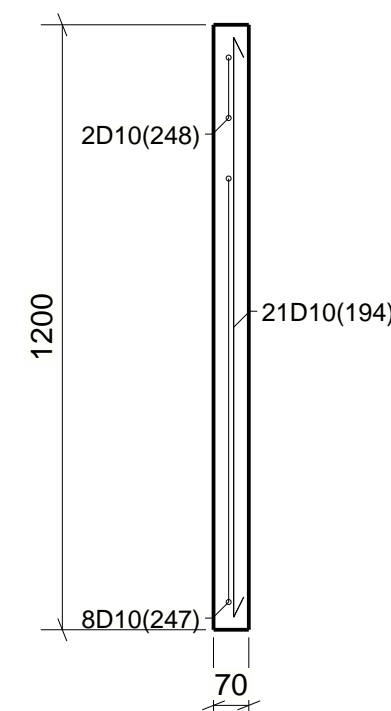
Element Quantity	1
Element Weight (ton)	0.44
Concrete Volume (m3)	0.17
Concrete Grade	C30
Reinf. Bar 6-13 (kg)	24.6
Reinf. Bar 16-40 (kg)	0.0
Reinforcement (kg)	24.6
Reinforcement (kg/m3)	144.3
Strand (kg)	0.0
Mesh (kg)	0.0

BAR BENDING SCHEDULE						Shape Codes To BS8666: 2005 All Dimension Taken To The Outer Edge					
Bar Mark	Type	Size	Nos	L	Shape Code	A	B	C	D	ER	Bending Radius
254	D	10	30	600	00	600				0	
255	D	10	1	500	00	500				0	
256	D	10	5	4270	00	4275				0	


MODELLED BY	MODEL NAME	Gedung Kanto***
APPROVED BY		
SCALE		1:15 1:10
ISSUE DATE	PROJECT ENGINEER	
	DESIGN ENGINEER	
PROJECT NUMBER	TS1000	
DRAWING NUMBER	S307	REV.



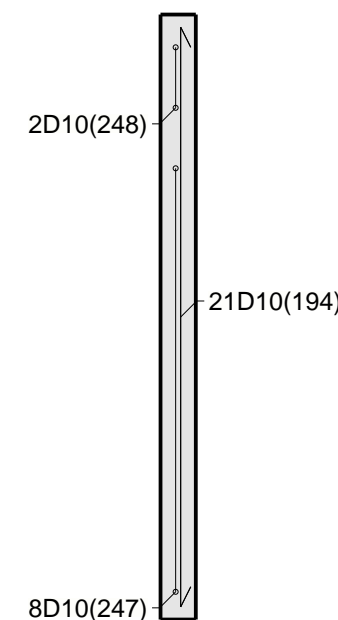
PLAN ( 1:15 )



A - A ( 1:15 )



SIDE ELEVATION ( 1:15 )



B - B ( 1:15 )

REV.	DATE	BY	DESCRIPTION

PROJECT TITLE :

OWNER :

ARCHITECT :

CONSULTANT :

MAIN CONTRACTOR :

PROJECT :

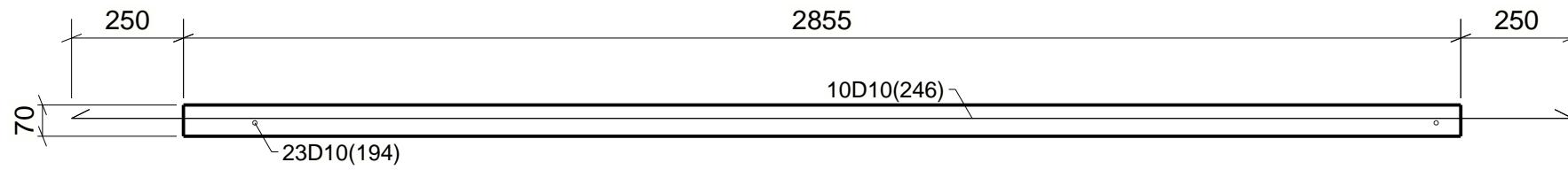
TITLE :  
Tekla Structures Project Name

PRECASTER :

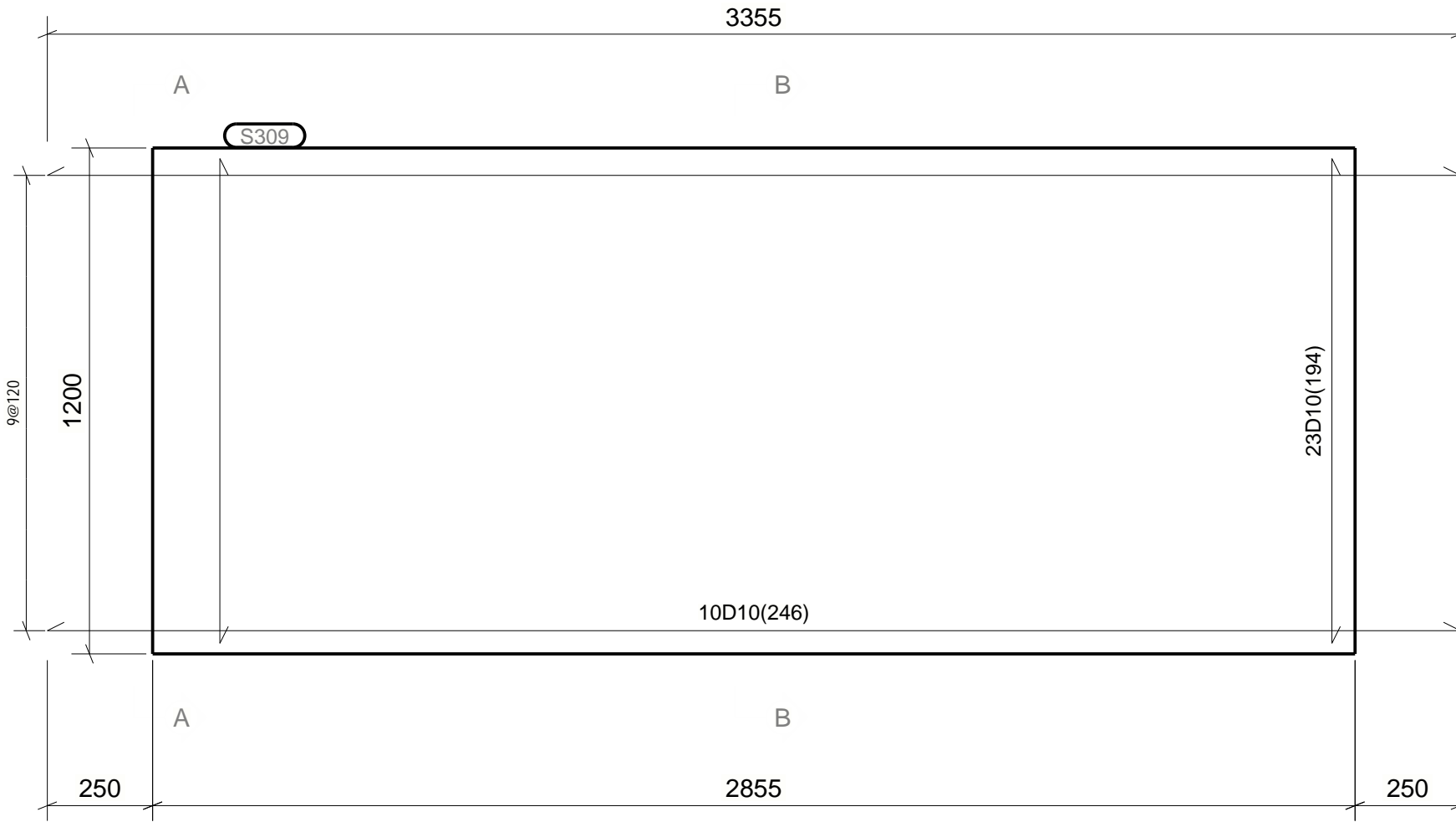
Element Quantity	1
Element Weight (ton)	0.61
Concrete Volume (m3)	0.24
Concrete Grade	C30
Reinf. Bar 6-13 (kg)	36.4
Reinf. Bar 16-40 (kg)	0.0
Reinforcement (kg)	36.4
Reinforcement (kgm3)	154.1
Strand (kg)	0.0
Mesh (kg)	0.0

BAR BENDING SCHEDULE								Shape Codes To BS8666: 2005 All Dimension Taken To The Outer Edge					
Bar Mark	Type	Size	Nos	L	Shape Code	Dimensions							
						A	B	C	D	SR	Bending Radius		
194	D	10	21	1150	00	1150							
204	D	10	2	920	00	925							
247	D	10	8	3350	00	3350							
248	D	10	2	3150	00	3150							

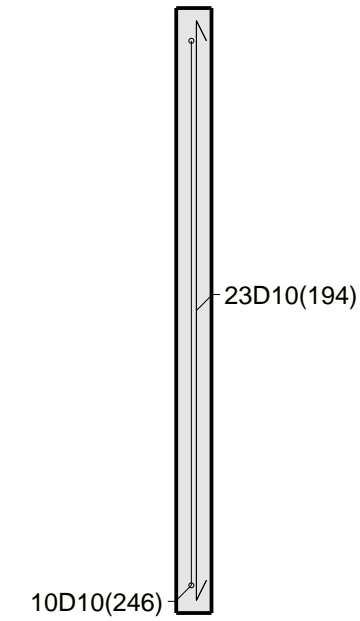
MODELLED BY	MODEL NAME	Gedung Kanto***
SCALE	1:15	
ISSUE DATE	PROJECT ENGINEER	
PROJECT NUMBER	DESIGN ENGINEER	
TS1000	DRAWING NUMBER	S308
		REV.



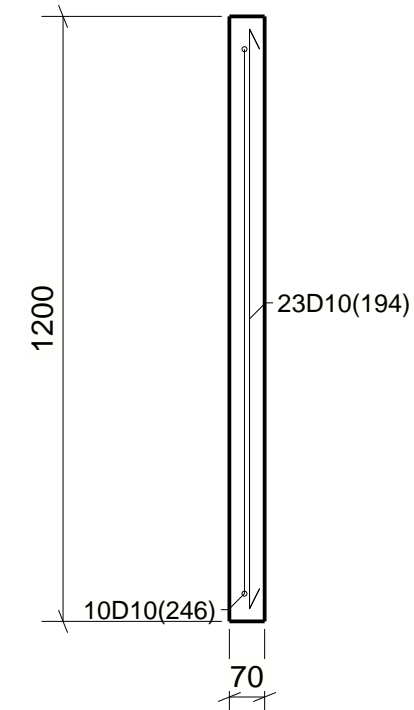
PLAN ( 1:15 )



SIDE ELEVATION ( 1:15 )



B - B ( 1:15 )



A - A ( 1:15 )

REV.	DATE	BY	DESCRIPTION

PROJECT TITLE :

OWNER :

ARCHITECT :

CONSULTANT :

MAIN CONTRACTOR :

PROJECT :

TITLE :  
Tekla Structures Project Name

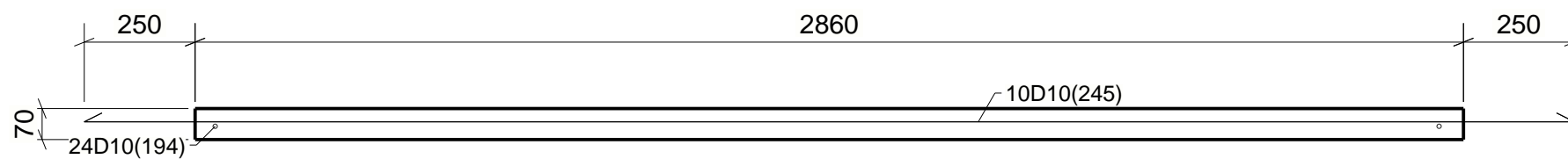
PRECASTER :

Element Quantity	1
Element Weight (ton)	0.62
Concrete Volume (m <sup>3</sup> )	0.24
Concrete Grade	C30
Reinf. Bar 6-13 (kg)	37.0
Reinf. Bar 16-40 (kg)	0.0
Reinforcement (kg)	37.0
Reinforcement (kg/m <sup>3</sup> )	154.1
Strand (kg)	0.0
Mesh (kg)	0.0

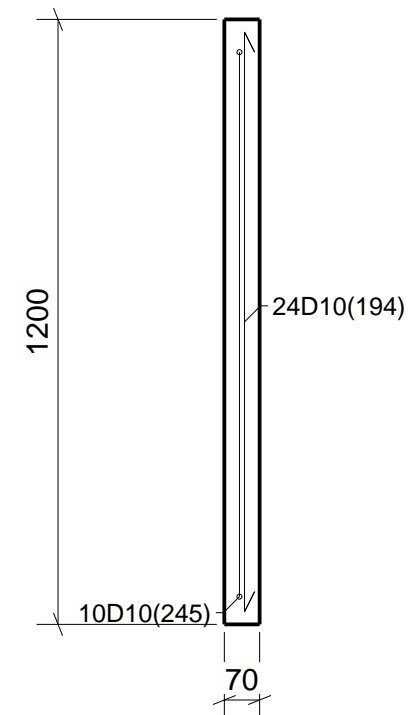
MODELLED BY	MODEL NAME	Gedung Kanto***
APPROVED BY	PROJECT ENGINEER	
SCALE	1:15	
ISSUE DATE	DESIGN ENGINEER	

Bar Mark	Type	Size	Nos	L	Shape Code	Dimensions					Bending Radius
						a	b	c	d	es	
194	D	10	23	1150	00	1150					0
246	D	10	10	3350	00	3354					0

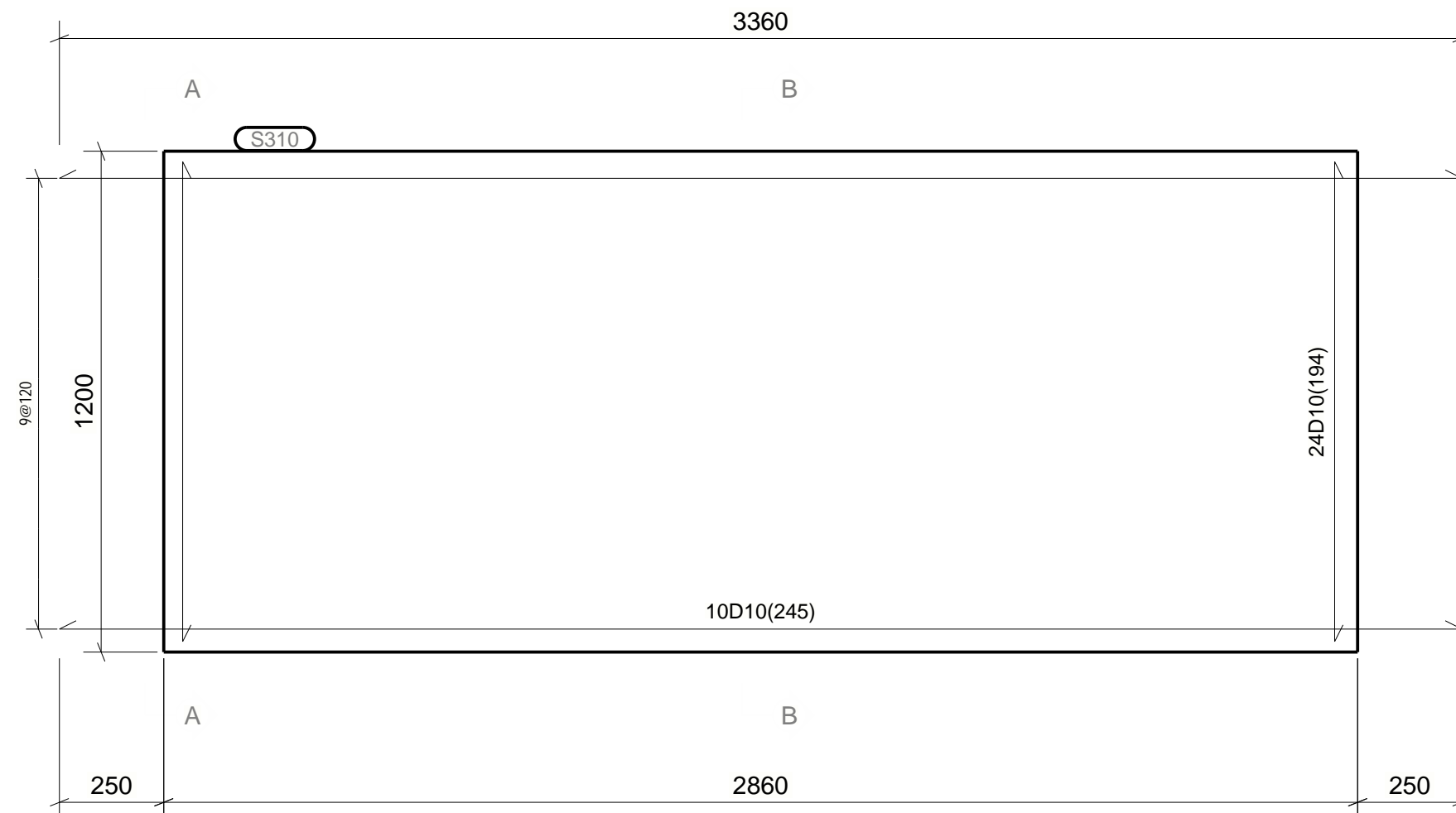
PROJECT NUMBER	TS1000	DRAWING NUMBER	S309	REV.	
----------------	--------	----------------	------	------	--



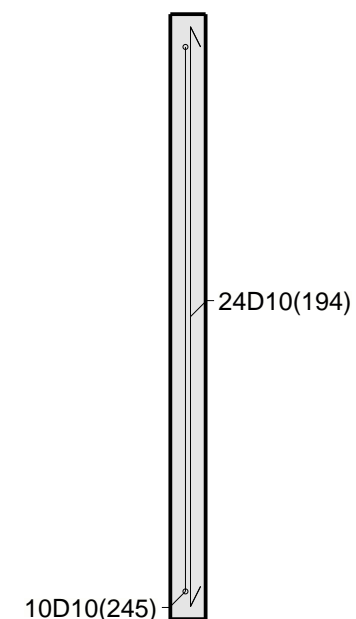
PLAN ( 1:15 )



A - A ( 1:15 )



SIDE ELEVATION ( 1:15 )



B - B ( 1:15 )

REV.	DATE	BY	DESCRIPTION

PROJECT TITLE :

OWNER :

ARCHITECT :

CONSULTANT :

MAIN CONTRACTOR :

PROJECT :

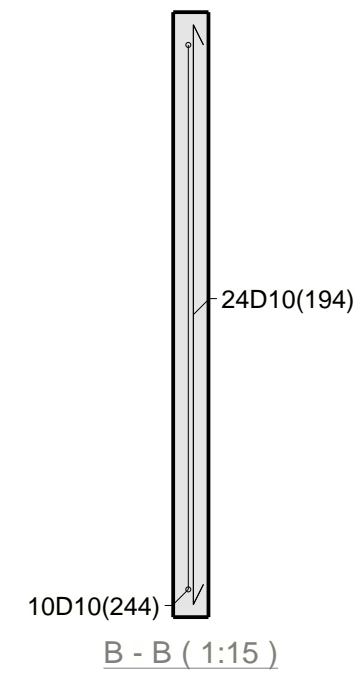
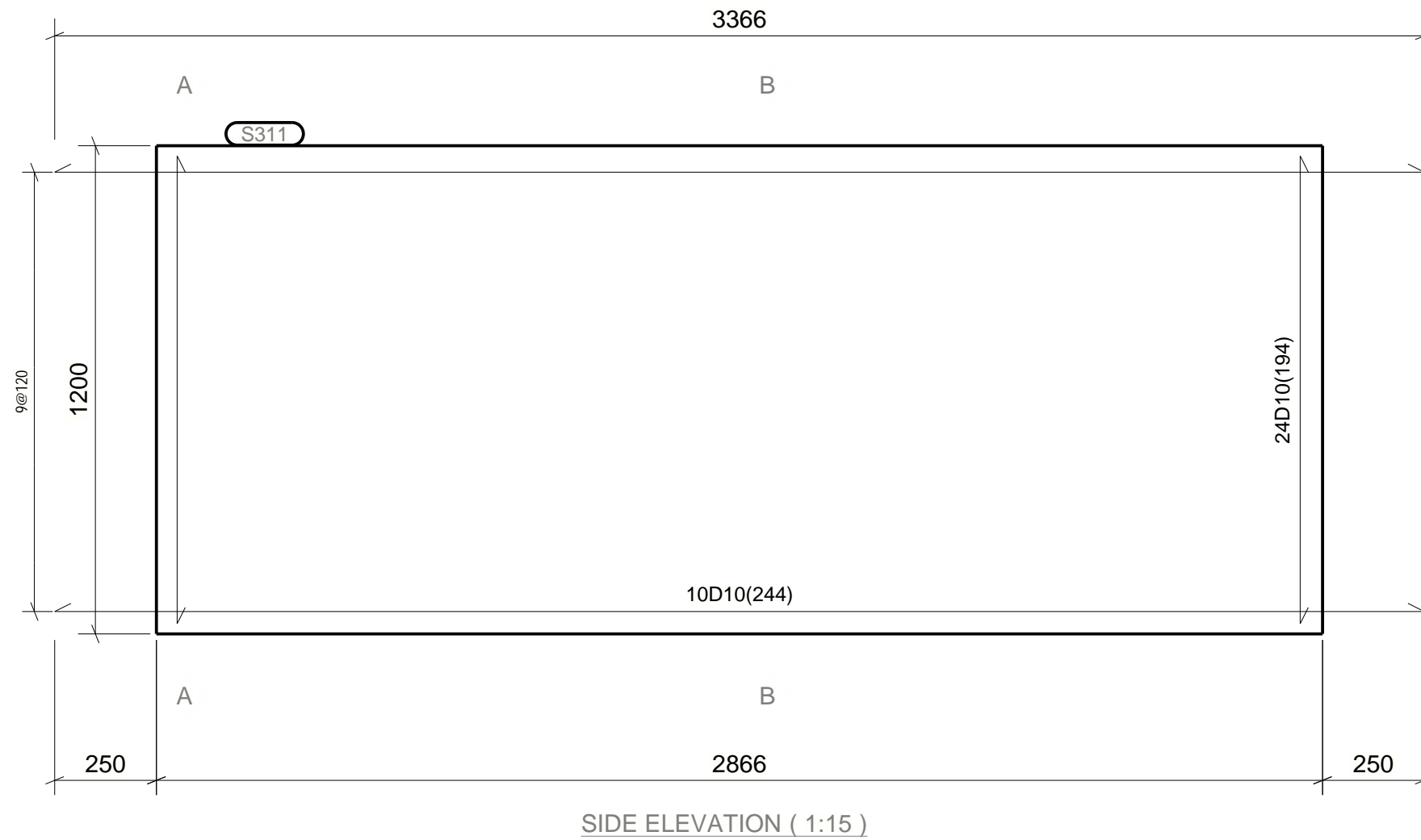
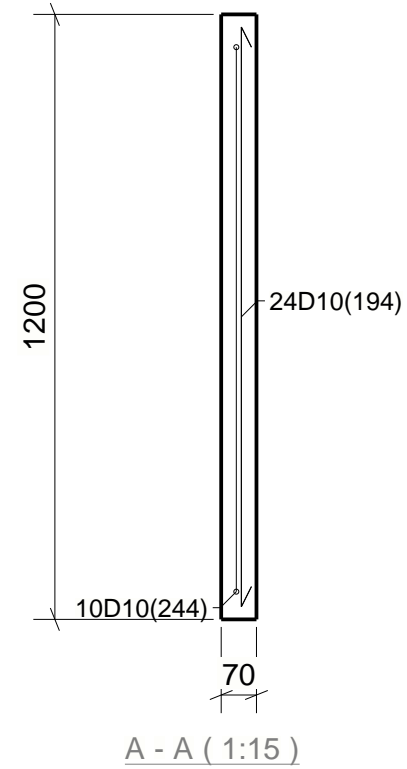

TITLE :  
Tekla Structures Project Name

PRECASTER :

Element Quantity	1
Element Weight (ton)	0.63
Concrete Volume (m3)	0.24
Concrete Grade	C30
Reinf. Bar 6-13 (kg)	37.7
Reinf. Bar 16-40 (kg)	0.0
Reinforcement (kg)	37.7
Reinforcement (kg/m3)	156.9
Strand (kg)	0.0
Mesh (kg)	0.0

MODELLED BY	MODEL NAME	Gedung Kanto***
APPROVED BY	PROJECT ENGINEER	
ISSUE DATE	DESIGN ENGINEER	
PROJECT NUMBER	DRAWING NUMBER	REV.
TS1000	S310	

BAR BENDING SCHEDULE						Shape Codes To BS8666: 2005 All Dimension Taken To The Outer Edge						
Bar Mark	Type	Size	Nos	L	Shape Code	Dimensions					Bending Radius	
						a	b	c	d	ea		
194	D	10	24	1150	00	1150						0
245	D	10	10	3360	00	3360						0



REV.	DATE	BY	DESCRIPTION

PROJECT TITLE :

OWNER :

ARCHITECT :

CONSULTANT :

MAIN CONTRACTOR :

PROJECT :

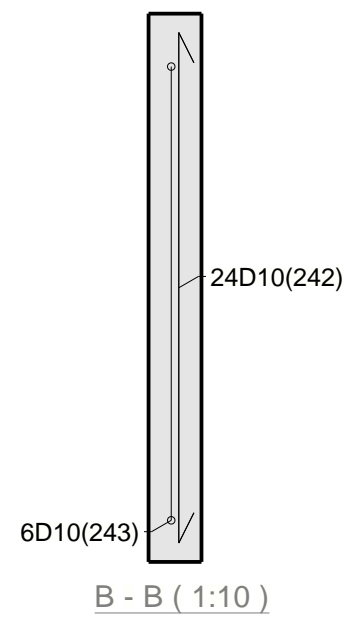
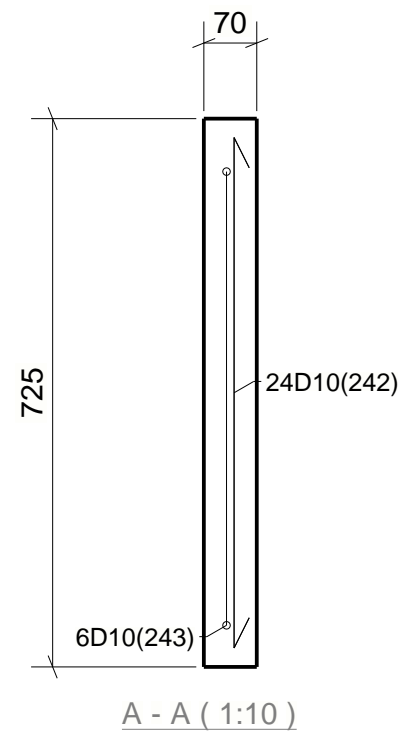

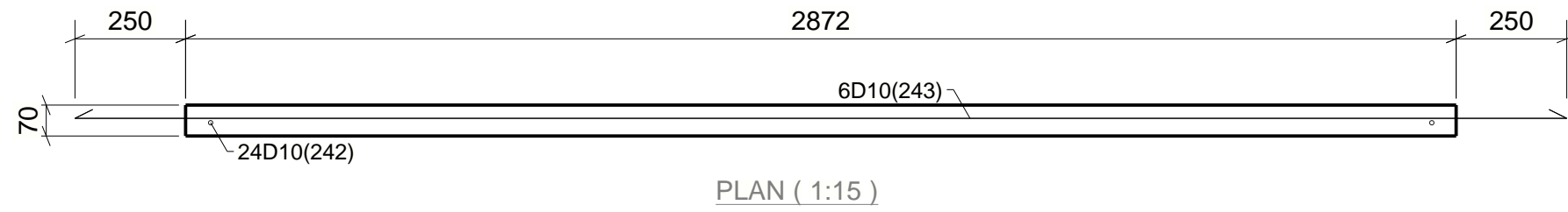
TITLE :  
Tekla Structures Project Name

PRECASTER :

Element Quantity	1
Element Weight (ton)	0.63
Concrete Volume (m <sup>3</sup> )	0.24
Concrete Grade	C30
Reinf. Bar 6-13 (kg)	37.7
Reinf. Bar 16-40 (kg)	0.0
Reinforcement (kg)	37.7
Reinforcement (kg/m <sup>3</sup> )	156.7
Strand (kg)	0.0
Mesh (kg)	0.0

Bar Mark	Type	Size	Nos	L	Shape Code	Dimensions					Bending Radius
						A	B	C	D	E	
						1150	00	1150	0	0	
194	D	10	24	1150	00	1150	0	0	0	0	0
244	D	10	10	3360	00	3365	0	0	0	0	0

MODELLED BY	MODEL NAME	Gedung Kanto***
APPROVED BY	PROJECT ENGINEER	
ISSUE DATE	DESIGN ENGINEER	
PROJECT NUMBER	DRAWING NUMBER	S311
REV.		



REV.	DATE	BY	DESCRIPTION

PROJECT TITLE :

OWNER :

ARCHITECT :

CONSULTANT :

MAIN CONTRACTOR :

PROJECT :

TITLE :  
Tekla Structures Project Name

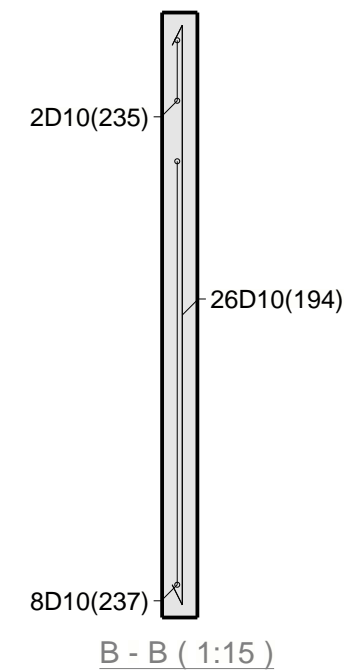
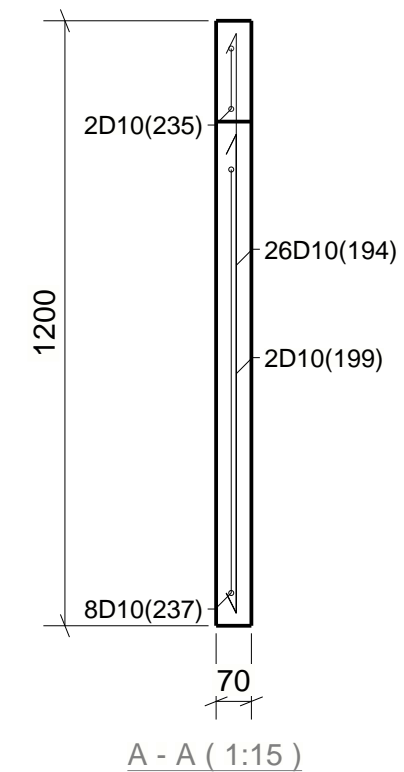
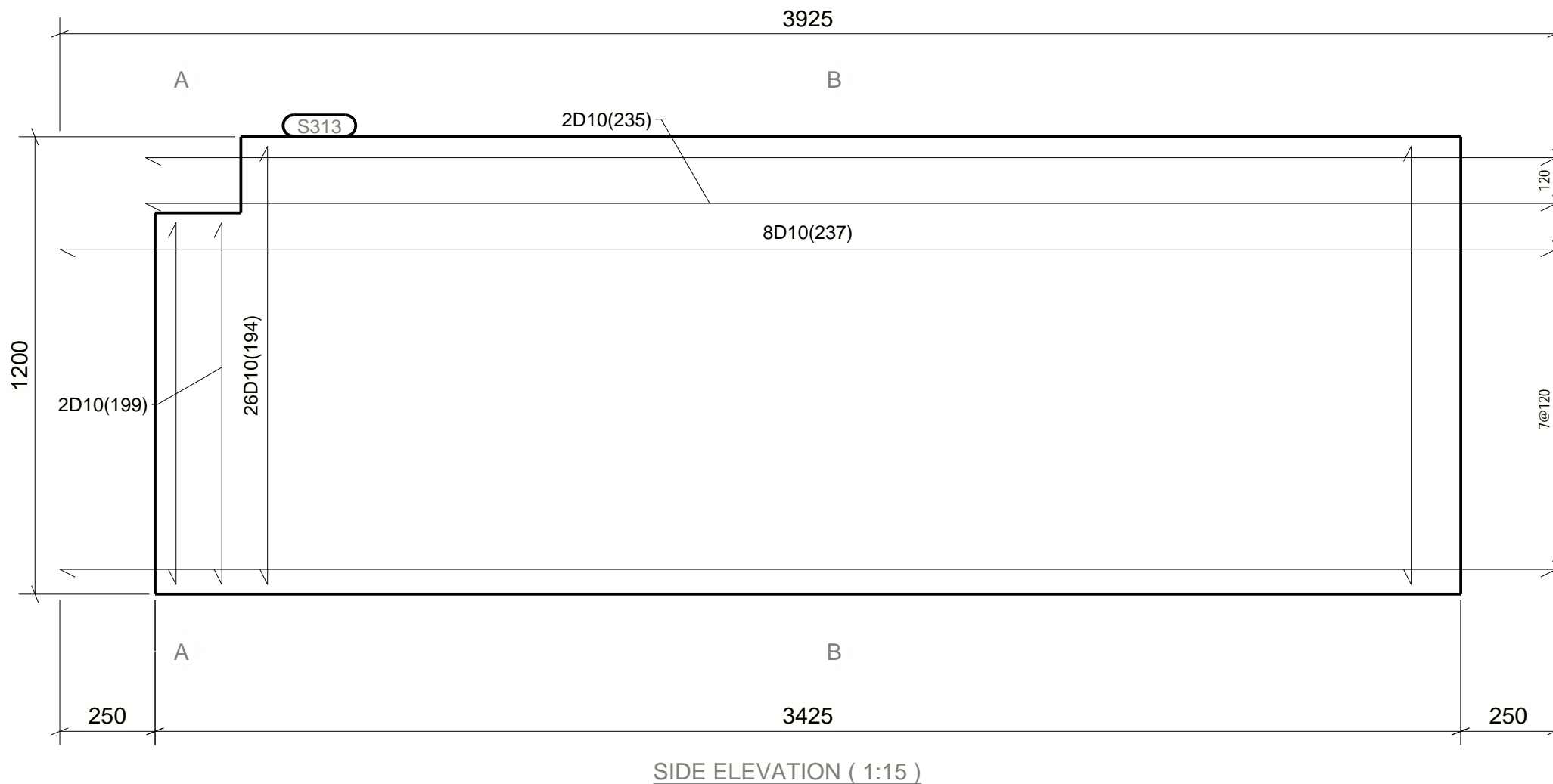
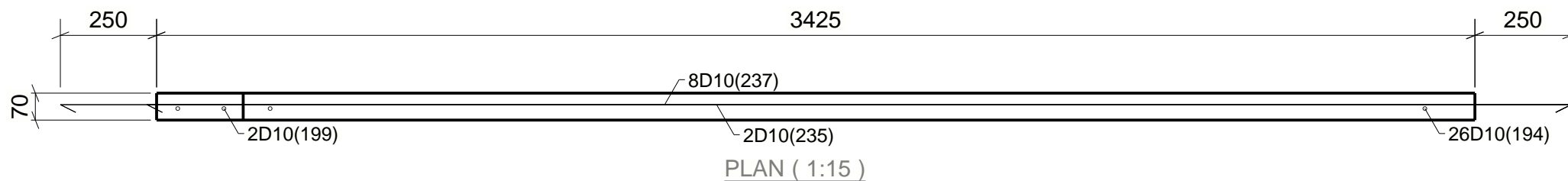
PRECASTER :

Element Quantity	1
Element Weight (ton)	0.38
Concrete Volume (m3)	0.15
Concrete Grade	C30
Reinf. Bar 6-13 (kg)	22.4
Reinf. Bar 16-40 (kg)	0.0
Reinforcement (kg)	22.4
Reinforcement (kg/m3)	154.0
Strand (kg)	0.0
Mesh (kg)	0.0

MODELLED BY	MODEL NAME	Gedung Kanto***
APPROVED BY	PROJECT ENGINEER	
ISSUE DATE	DESIGN ENGINEER	
PROJECT NUMBER	DRAWING NUMBER	S.312
TS1000	REV.	

Bar Mark	Type	Size	Nos	L	Shape Code	Dimensions			Bending Radius
						a	b	c	
242	D	10	24	670	00	675			0
243	D	10	6	3370	00	3371			0





REV. DATE BY DESCRIPTION

PROJECT TITLE :

OWNER :

ARCHITECT :

CONSULTANT :

MAIN CONTRACTOR :

PROJECT :

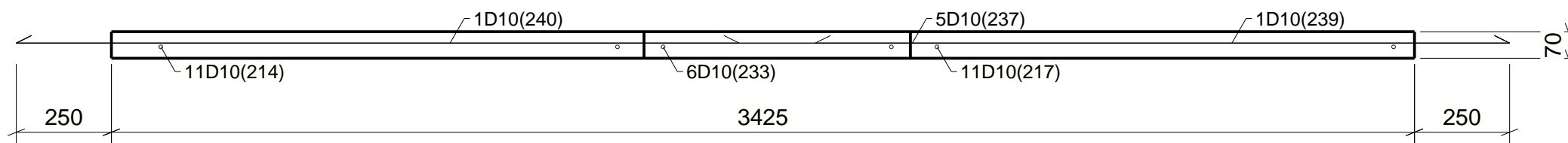
TITLE :  
Tekla Structures Project Name

PRECASTER :

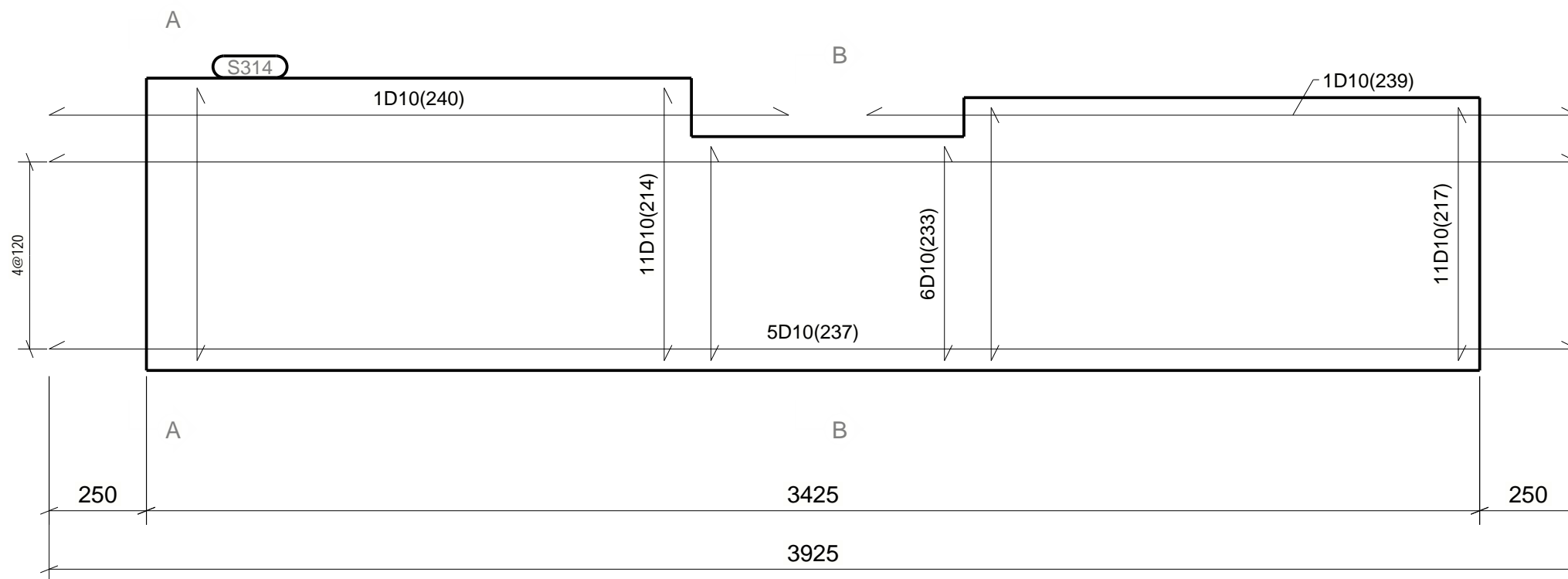
Element Quantity	1
Element Weight (ton)	0.74
Concrete Volume (m3)	0.28
Concrete Grade	C30
Reinf. Bar 6-13 (kg)	43.5
Reinf. Bar 16-40 (kg)	0.0
Reinforcement (kg)	43.5
Reinforcement (kgm3)	152.8
Strand (kg)	0.0
Mesh (kg)	0.0

BAR BENDING SCHEDULE							Shape Codes To BS8666: 2005 All Dimension Taken To The Outer Edge						
Bar Mark	Type	Size	Nos	L	Shape Code	Dimensions							
						A	B	C	D	SR	Bending Radius		
194	D	10	26	1150	00	1150							
199	D	10	2	950	00	950							
235	D	10	2	3700	00	3700							
237	D	10	8	3920	00	3925							

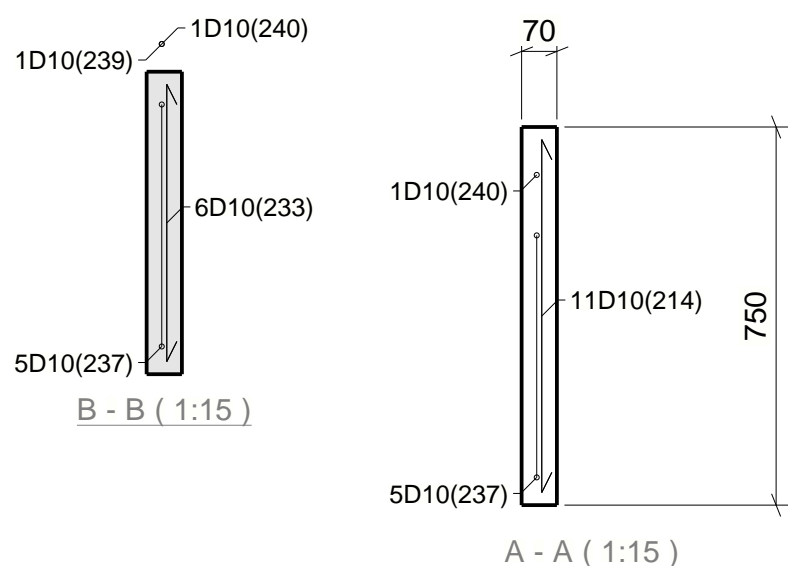
MODELLED BY	MODEL NAME	Gedung Kanto***
SCALE	1:15	APPROVED BY
ISSUE DATE	PROJECT ENGINEER	DESIGN ENGINEER
PROJECT NUMBER	TS1000	DRAWING NUMBER
	S313	REV.



PLAN ( 1:15 )



SIDE ELEVATION ( 1:15 )



B - B ( 1:15 )

A - A ( 1:15 )

Element Quantity	1
Element Weight (ton)	0.44
Concrete Volume (m3)	0.17
Concrete Grade	C30
Reinf. Bar 6-13 (kg)	25.6
Reinf. Bar 16-40 (kg)	0.0
Reinforcement (kg)	25.6
Reinforcement (kgm3)	152.3
Strand (kg)	0.0
Mesh (kg)	0.0

BAR BENDING SCHEDULE					Shape Codes To BS8666: 2005 All Dimension Taken To The Outer Edge					
Bar Mark	Type	Size	Nos	L	Shape Code	Dimensions				Bending Radius
						A	B	C	D	
214	D	10	11	700	00	700				0
217	D	10	11	650	00	650				0
233	D	10	6	550	00	550				0
237	D	10	5	3920	00	3925				0
239	D	10	1	1820	00	1825				0
240	D	10	1	1900	00	1900				0

REV. DATE BY DESCRIPTION

PROJECT TITLE :

OWNER :

ARCHITECT :

CONSULTANT :

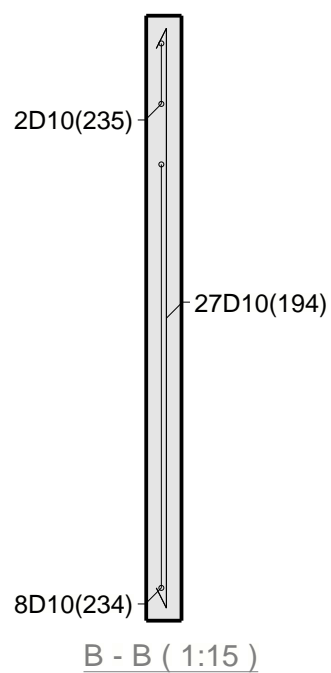
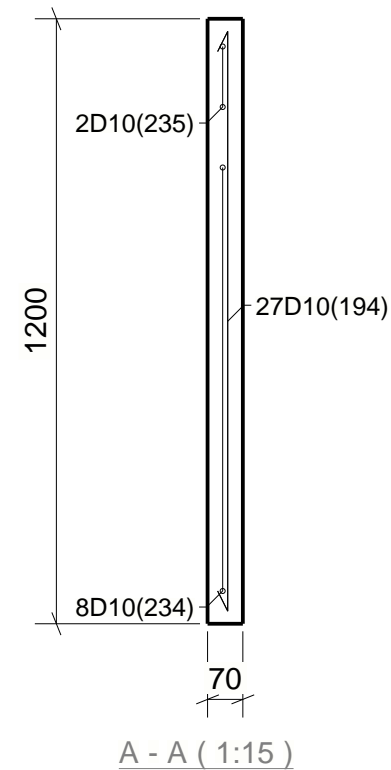

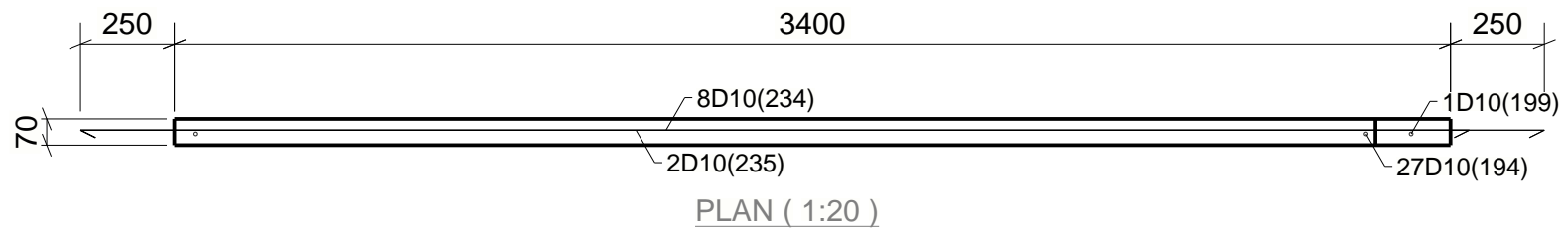
MAIN CONTRACTOR :

PROJECT :

TITLE :  
Tekla Structures Project Name

PRECASTER :

MODELLED BY	MODEL NAME	Gedung Kanto***
SCALE	APPROVED BY	
ISSUE DATE	PROJECT ENGINEER	
PROJECT NUMBER	DESIGN ENGINEER	
TS1000	DRAWING NUMBER	S.314
	REV.	



REV. DATE BY DESCRIPTION

PROJECT TITLE :

OWNER :

ARCHITECT :

CONSULTANT :

MAIN CONTRACTOR :

PROJECT :

TITLE :  
Tekla Structures Project Name

PRECASTER :

Element Quantity	1
Element Weight (ton)	0.74
Concrete Volume (m3)	0.28
Concrete Grade	C30
Reinf. Bar 6-13 (kg)	43.5
Reinf. Bar 16-40 (kg)	0.0
Reinforcement (kg)	43.5
Reinforcement (kg/m3)	153.8
Strand (kg)	0.0
Mesh (kg)	0.0

BAR BENDING SCHEDULE							Shape Codes To BS8666: 2005 All Dimension Taken To The Outer Edge					
Bar Mark	Type	Size	Nos	L	Shape Code	Dimensions					Bending Radius	
						A	B	C	D	SR		
194	D	10	27	1150	00	1150					0	
199	D	10	1	950	00	950					0	
234	D	10	8	3900	00	3900					0	
235	D	10	2	3700	00	3700					0	

MODELLED BY	MODEL NAME	Gedung Kanto***
SCALE	1:20 1:15	APPROVED BY
ISSUE DATE		PROJECT ENGINEER
PROJECT NUMBER	TS1000	DESIGN ENGINEER
		DRAWING NUMBER
		S315
		REV.

REV. DATE BY DESCRIPTION

PROJECT TITLE :

OWNER :

ARCHITECT :

CONSULTANT :

MAIN CONTRACTOR :

PROJECT :

TITLE :

Tekla Structures Project Name

PRECASTER :

MODELLED BY

MODEL NAME Gedung Kanto\*\*\*

APPROVED BY

SCALE 1:15

PROJECT ENGINEER

ISSUE DATE

DESIGN ENGINEER

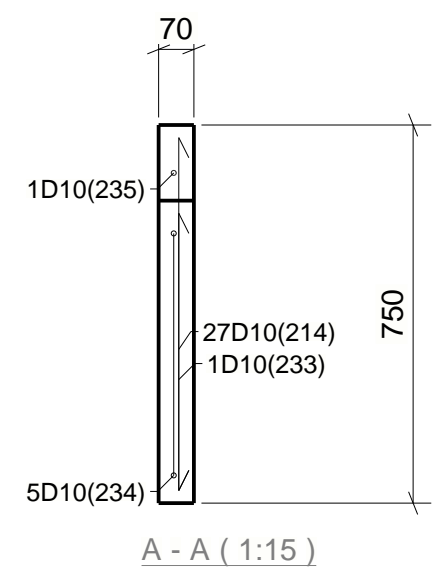
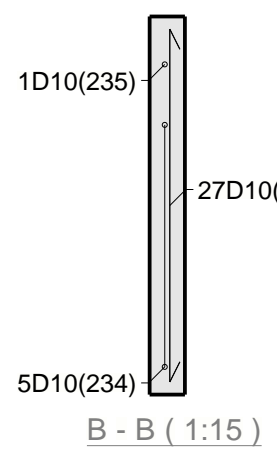
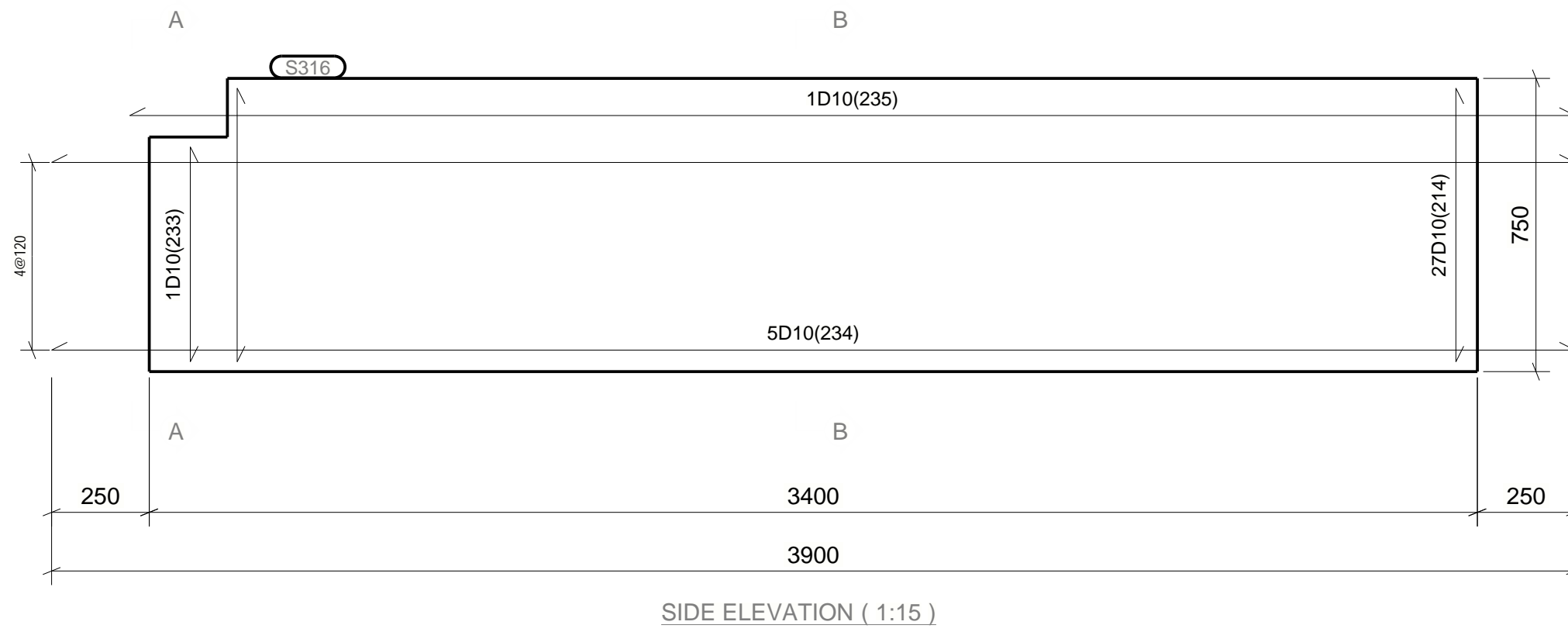
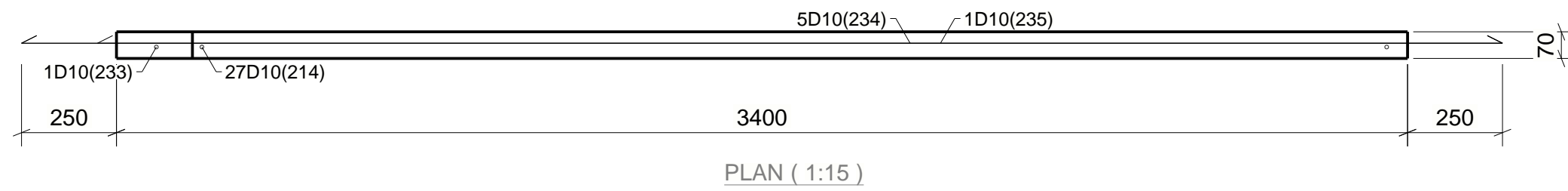
PROJECT NUMBER TS1000

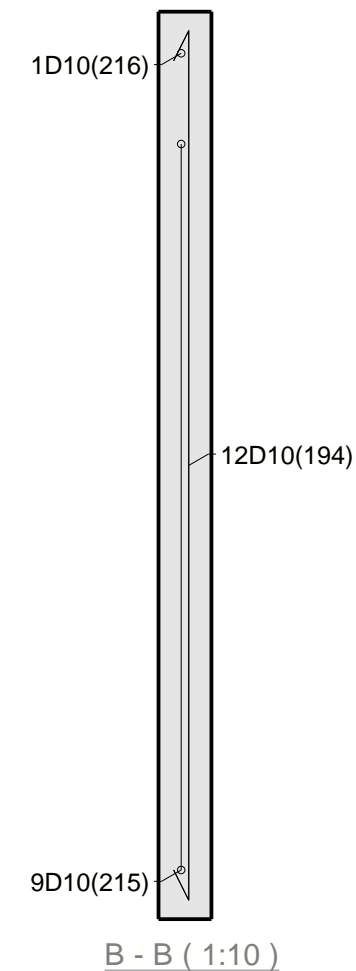
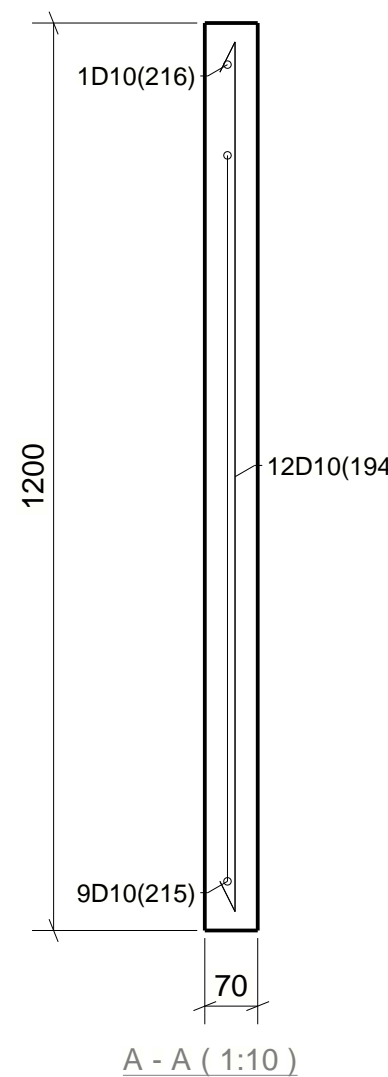
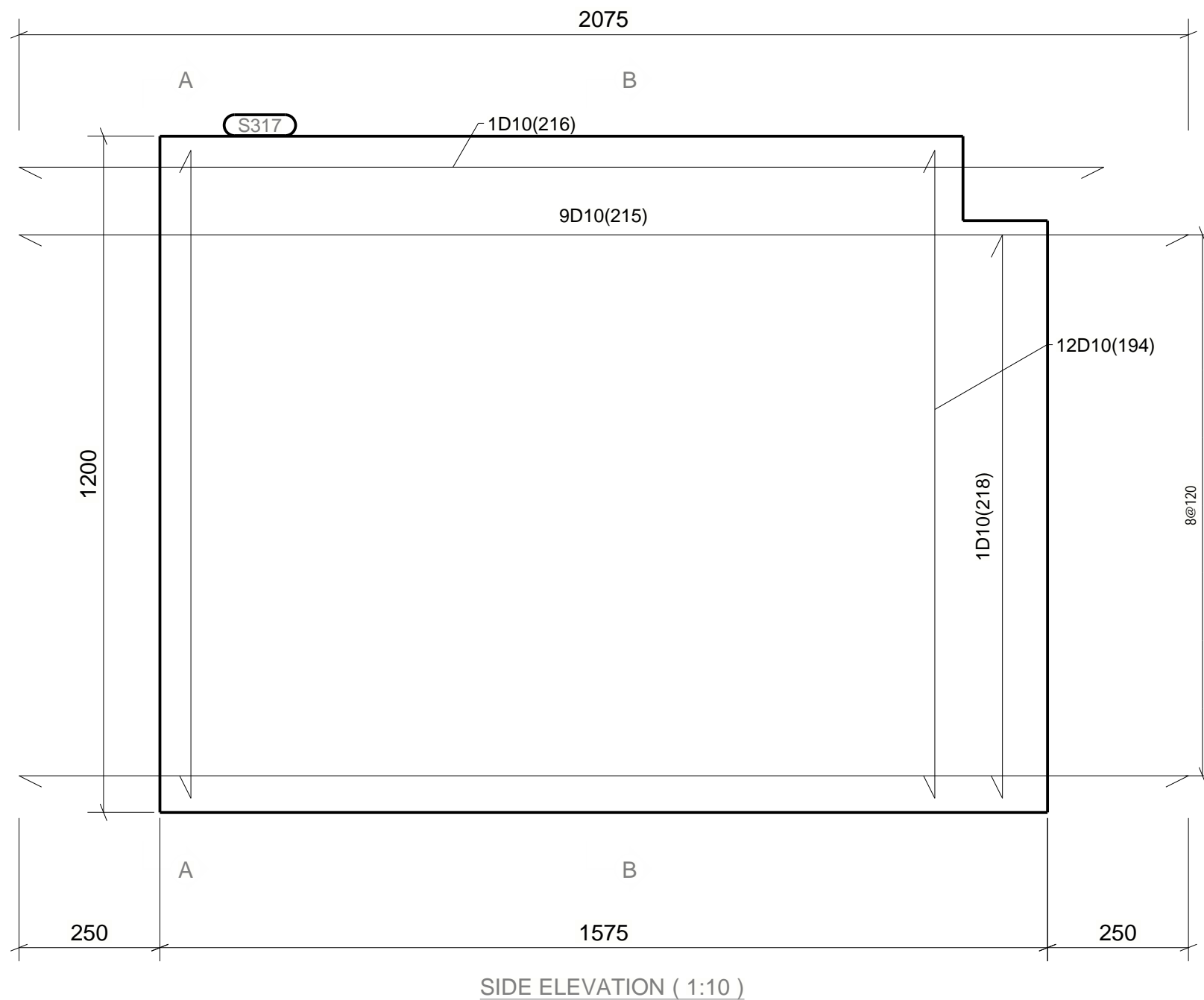
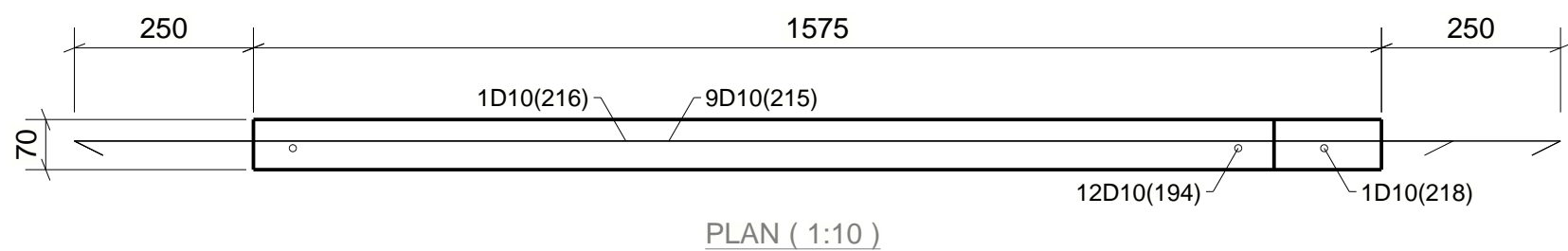
DRAWING NUMBER S316

REV.

Element Quantity	1
Element Weight (ton)	0.46
Concrete Volume (m3)	0.18
Concrete Grade	C30
Reinf. Bar 6-13 (kg)	26.3
Reinf. Bar 16-40 (kg)	0.0
Reinforcement (kg)	26.3
Reinforcement (kgm <sup>3</sup> )	148.9
Strand (kg)	0.0
Mesh (kg)	0.0

BAR BENDING SCHEDULE							Shape Codes To BS8666: 2005 All Dimension Taken To The Outer Edge						
Bar Mark	Type	Size	Nos	L	Shape Code	Dimensions				Bending Radius			
						A	B	C	D				
214	D	10	27	700	00	700							
233	D	10	1	550	00	550							
234	D	10	5	3900	00	3900							
235	D	10	1	3700	00	3700							





Element Quantity	1
Element Weight (ton)	0.34
Concrete Volume (m3)	0.13
Concrete Grade	C30
Reinf. Bar 6-13 (kg)	21.8
Reinf. Bar 16-40 (kg)	0.0
Reinforcement (kg)	21.8
Reinforcement (kg/m3)	166.8
Strand (kg)	0.0
Mesh (kg)	0.0

BAR BENDING SCHEDULE						Shape Codes To BS8666: 2005 All Dimension Taken To The Outer Edge				
Bar Mark	Type	Size	Nos	L	Shape Code	Dimensions				
						A	B	C	D	SR
194	D	10	12	1150	00	1150				
215	D	10	9	2070	00	2075				
216	D	10	1	1920	00	1925				
218	D	10	1	1000	00	1000				

REV.	DATE	BY	DESCRIPTION

PROJECT TITLE :

OWNER :

ARCHITECT :

CONSULTANT :

MAIN CONTRACTOR :

PROJECT :

TITLE :  
Tekla Structures Project Name

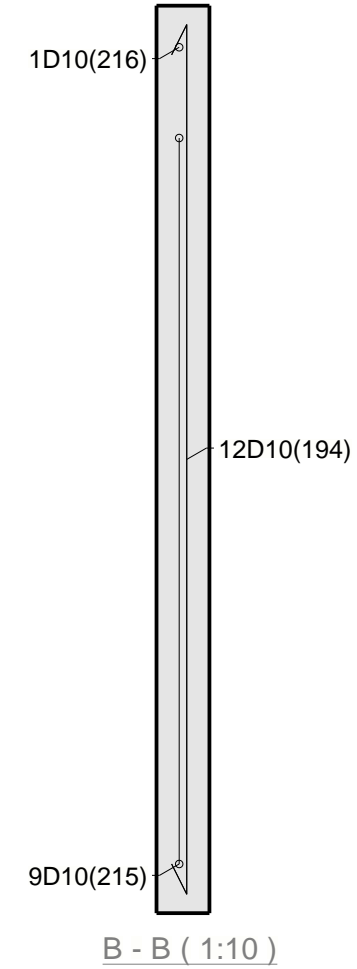
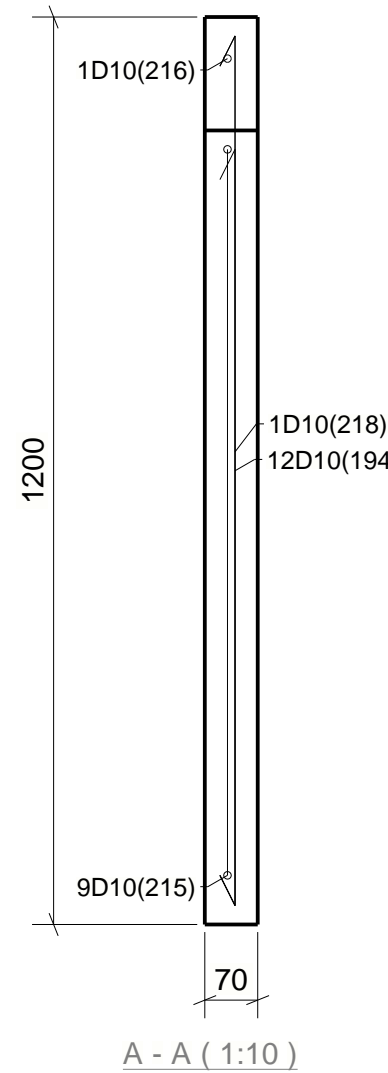
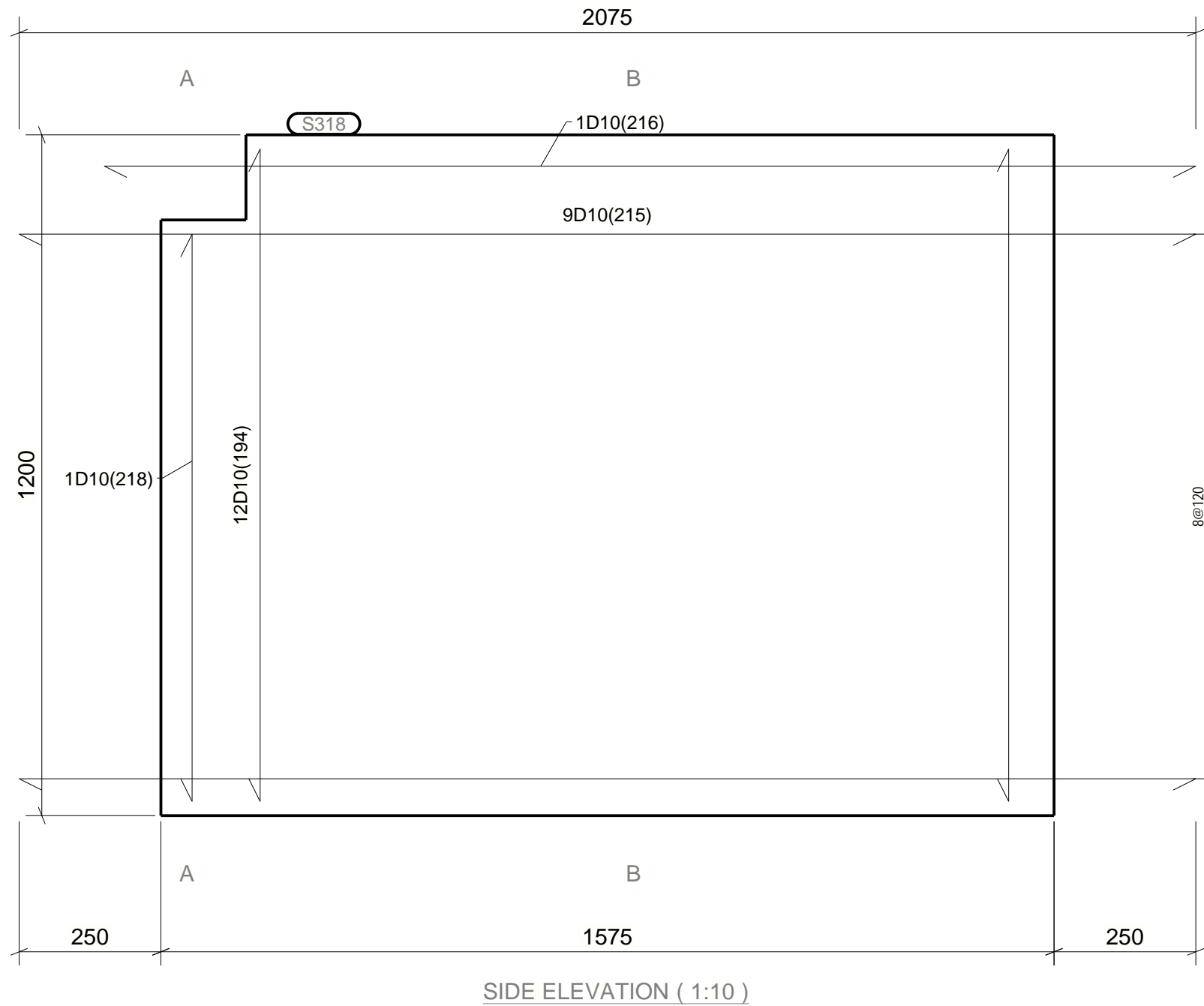
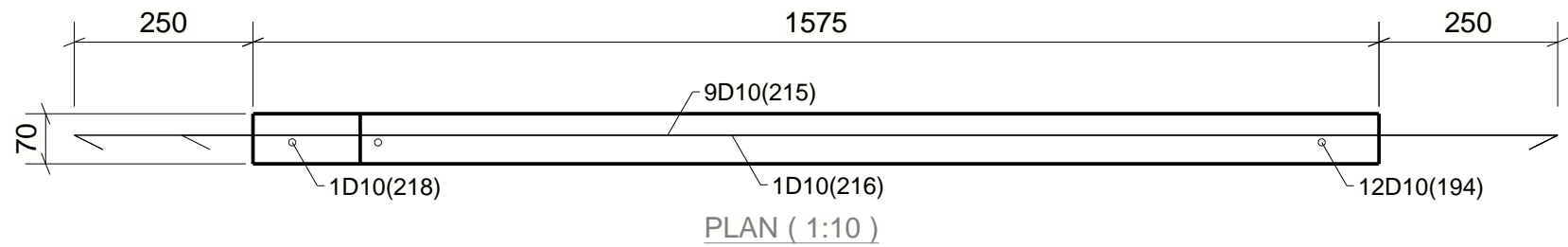
PRECASTER :

MODELLED BY: \_\_\_\_\_ MODEL NAME: Gedung Kanto\*\*\*

SCALE: 1:10 APPROVED BY: \_\_\_\_\_

ISSUE DATE: \_\_\_\_\_ PROJECT ENGINEER: \_\_\_\_\_

PROJECT NUMBER: TS1000 DRAWING NUMBER: S317 REV: \_\_\_\_\_



Element Quantity	1
Element Weight (ton)	0.34
Concrete Volume (m3)	0.13
Concrete Grade	C30
Reinf. Bar 6-13 (kg)	21.8
Reinf. Bar 16-40 (kg)	0.0
Reinforcement (kg)	21.8
Reinforcement (kgm3)	166.8
Strand (kg)	0.0
Mesh (kg)	0.0

BAR BENDING SCHEDULE							Shape Codes To BS8666: 2005 All Dimension Taken To The Outer Edge							
Bar Mark	Type	Size	Nos	L	Shape Code	Dimensions								
						A	B	C	D	SR	Bending Radius			
194	D	10	12	1150	00	1150								
215	D	10	9	2070	00	2075								
216	D	10	1	1920	00	1925								
218	D	10	1	1000	00	1000								

REV. DATE BY DESCRIPTION

PROJECT TITLE :

OWNER :

ARCHITECT :

CONSULTANT :

MAIN CONTRACTOR :

PROJECT :

TITLE :  
Tekla Structures Project Name

PRECASTER :

MODELLED BY	MODEL NAME	Gedung Kanto***
SCALE	1:10	APPROVED BY
ISSUE DATE		PROJECT ENGINEER
PROJECT NUMBER	TS1000	DESIGN ENGINEER
		DRAWING NUMBER
		S318
		REV.

REV.	DATE	BY	DESCRIPTION
------	------	----	-------------

PROJECT TITLE :

OWNER :

ARCHITECT :

CONSULTANT :

MAIN CONTRACTOR :

PROJECT :

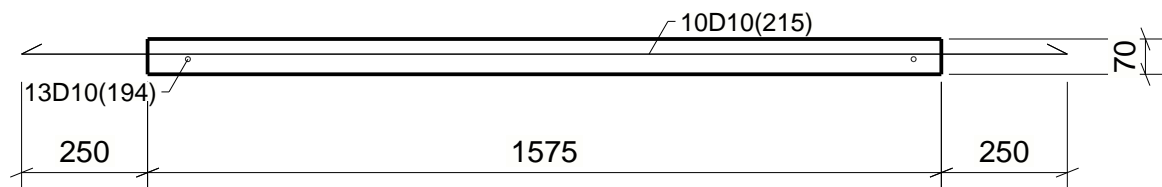
TITLE :  
Tekla Structures Project Name

PRECASTER :

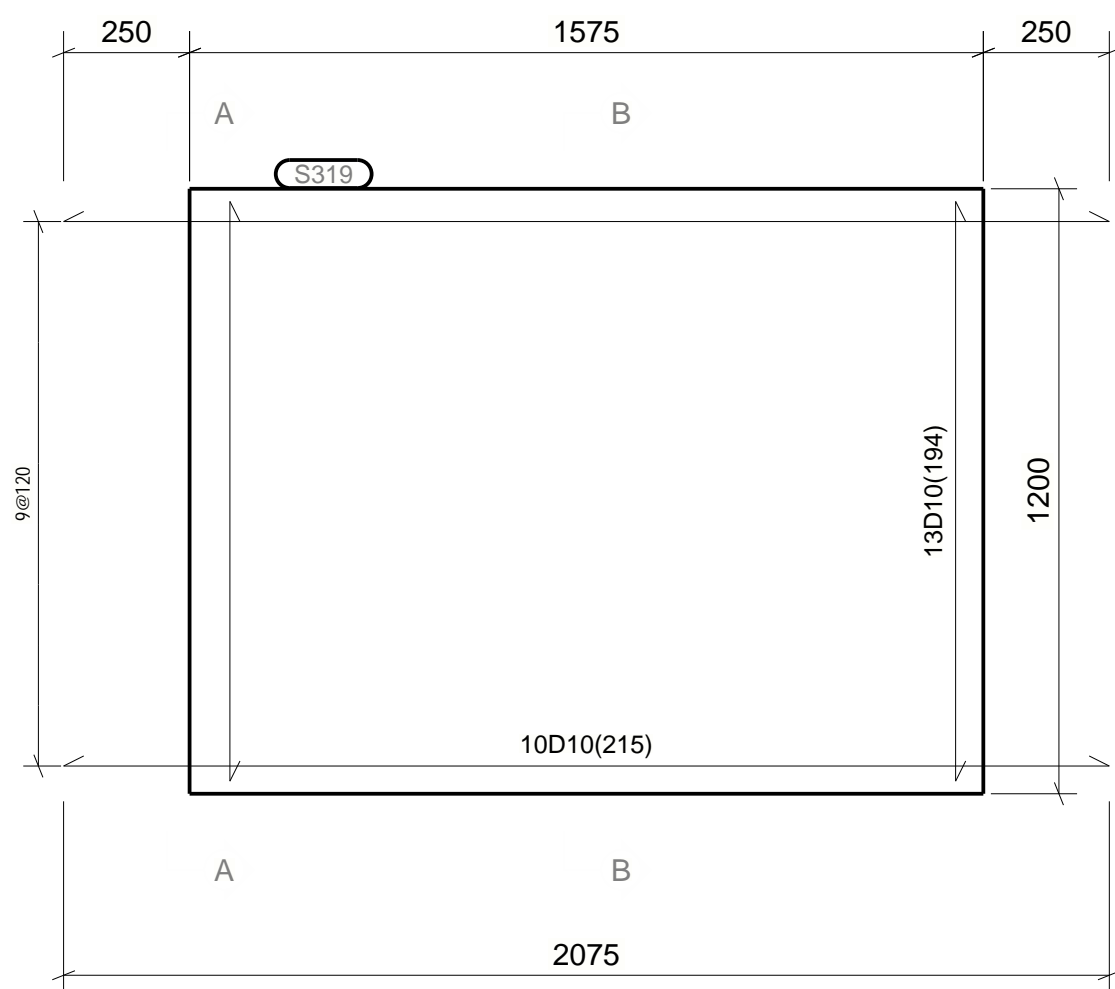
Element Quantity	6
Element Weight (ton)	0.35
Concrete Volume (m³)	0.13
Concrete Grade	C30
Reinf. Bar 6-13 (kg)	22.0
Reinf. Bar 16-40 (kg)	0.0
Reinforcement (kg)	22.0
Reinforcement (kg/m³)	166.2
Strand (kg)	0.0
Mesh (kg)	0.0

MODELLED BY	MODEL NAME Gedung Kanto***
APPROVED BY	PROJECT ENGINEER
ISSUE DATE	DESIGN ENGINEER
PROJECT NUMBER TS1000	DRAWING NUMBER S319
	REV.

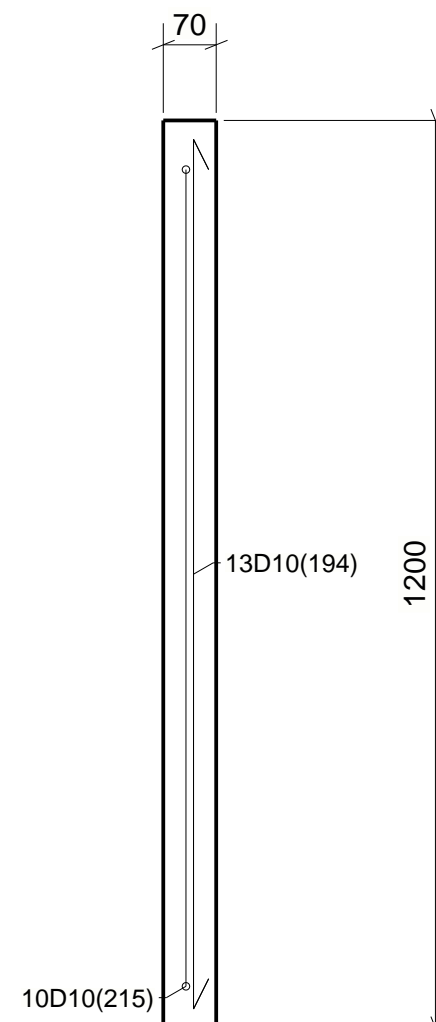
BAR BENDING SCHEDULE										Shape Codes To BS8666: 2005 All Dimension Taken To The Outer Edge		
Bar Mark	Type	Size	Nos	L	Shape Code	Dimensions				Bending Radius		
						a	b	c	d			
194	D	10	13	1150	00	1150						
215	D	10	10	2070	00	2075						



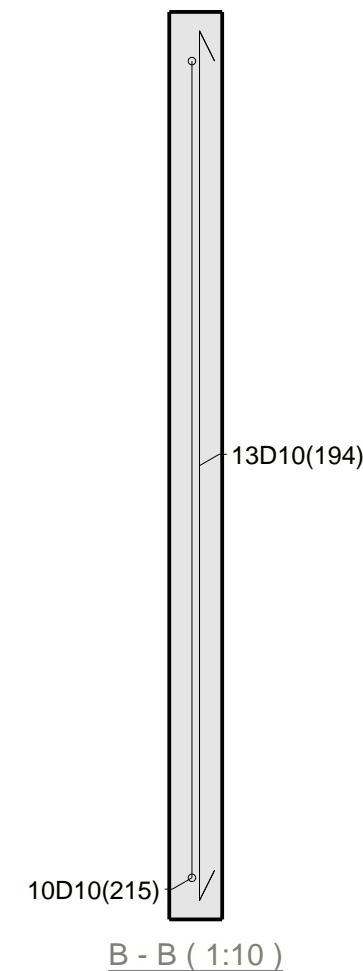
PLAN ( 1:15 )



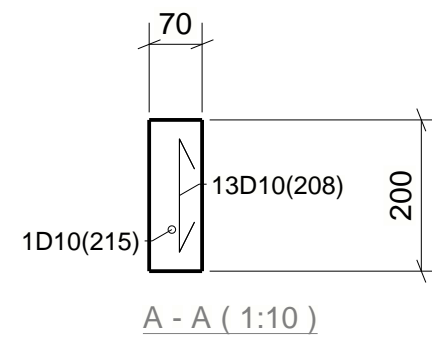
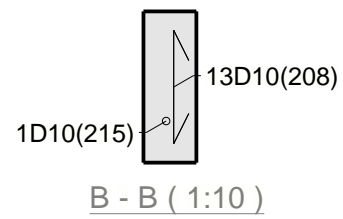
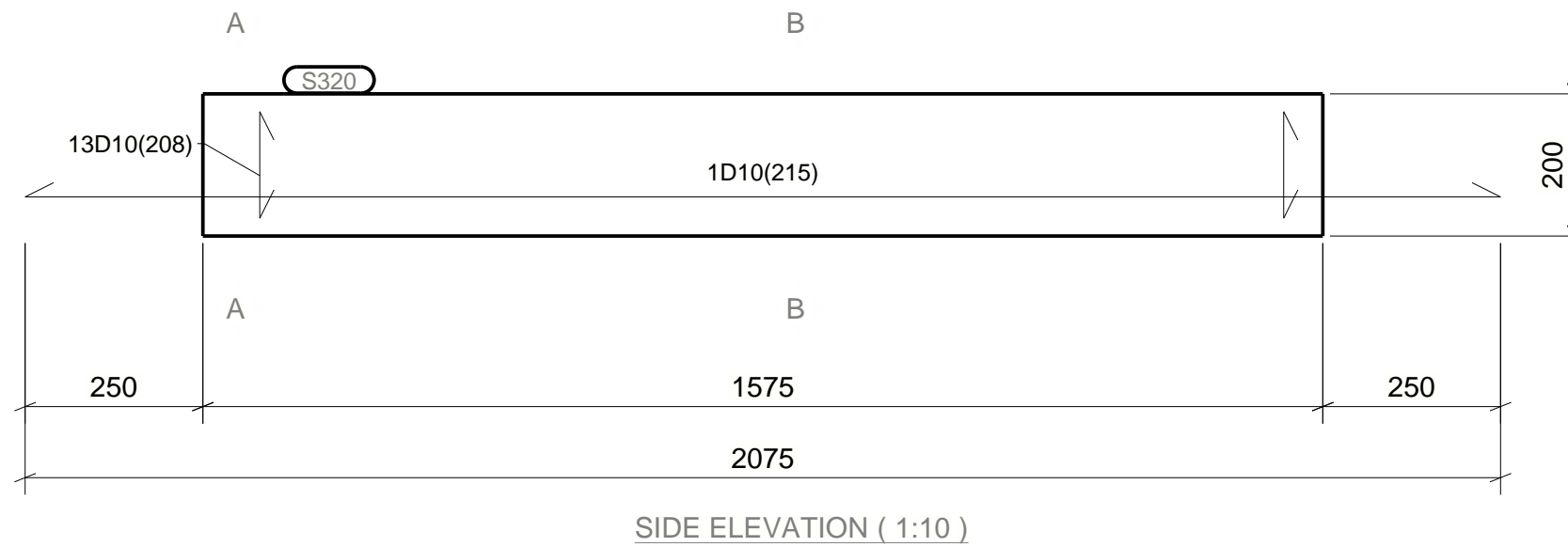
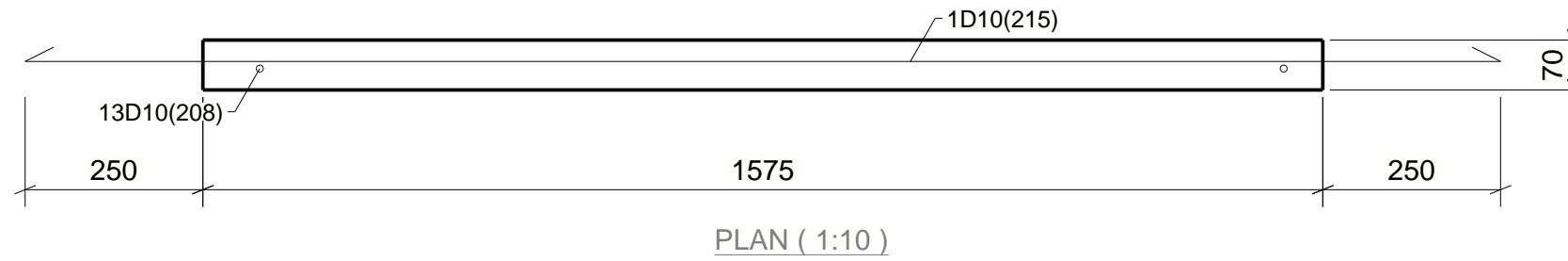
SIDE ELEVATION ( 1:15 )



A - A ( 1:10 )



B - B ( 1:10 )



REV.	DATE	BY	DESCRIPTION

PROJECT TITLE :

OWNER :

ARCHITECT :

CONSULTANT :

MAIN CONTRACTOR :

PROJECT :

TITLE :  
Tekla Structures Project Name

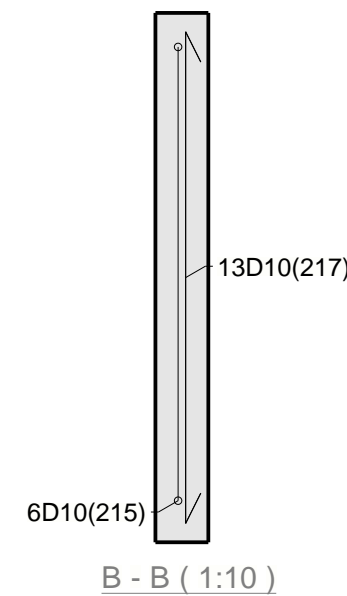
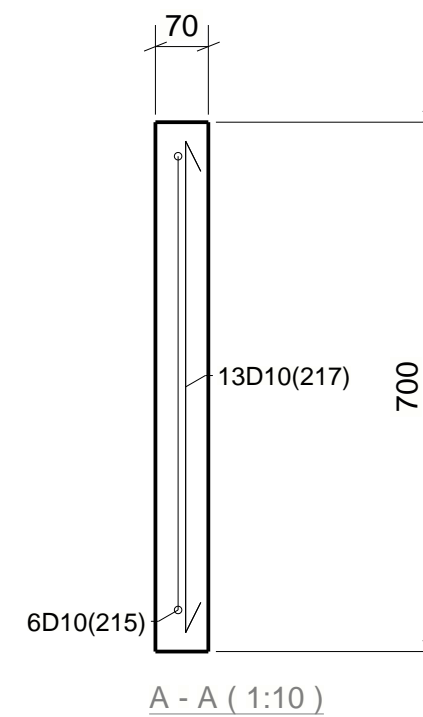

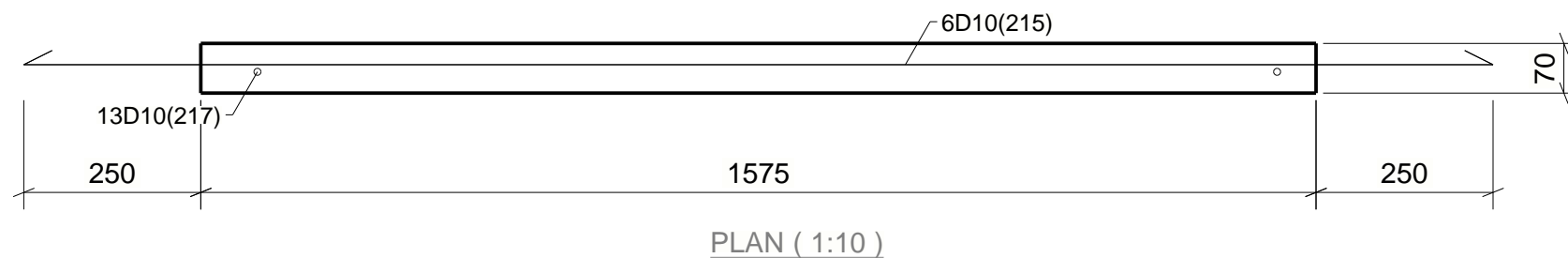
PRECASTER :

Element Quantity	2
Element Weight (ton)	0.06
Concrete Volume (m3)	0.02
Concrete Grade	C30
Reinf. Bar 6-13 (kg)	2.5
Reinf. Bar 16-40 (kg)	0.0
Reinforcement (kg)	2.5
Reinforcement (kg/m3)	112.4
Strand (kg)	0.0
Mesh (kg)	0.0

BAR BENDING SCHEDULE				Shape Codes To BS8666: 2005 All Dimension Taken To The Outer Edge												
Bar Mark	Type	Size	Nos	L	Shape Code	Dimensions					Bending					
						a	b	c	d	ea	r	ra	rb	rc		
208	D	10	13	150	00	150						0				
215	D	10	1	2070	00	2075						0				

MODELLED BY	MODEL NAME	Gedung Kanto***	
APPROVED BY	PROJECT ENGINEER		
ISSUE DATE	DESIGN ENGINEER		
PROJECT NUMBER	DRAWING NUMBER	TS1000	S320
REV.			





REV.	DATE	BY	DESCRIPTION

PROJECT TITLE :

OWNER :

ARCHITECT :

CONSULTANT :

MAIN CONTRACTOR :

PROJECT :

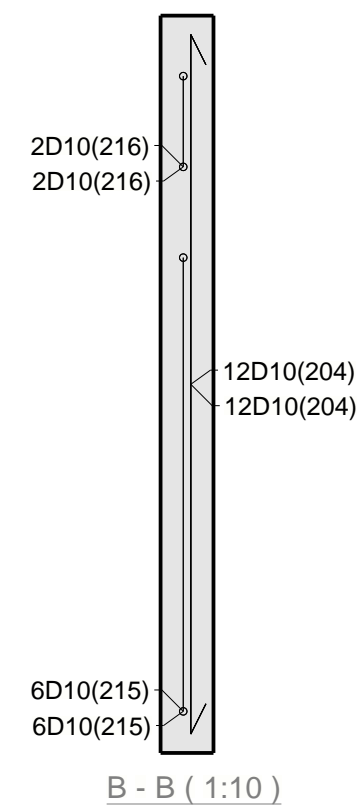
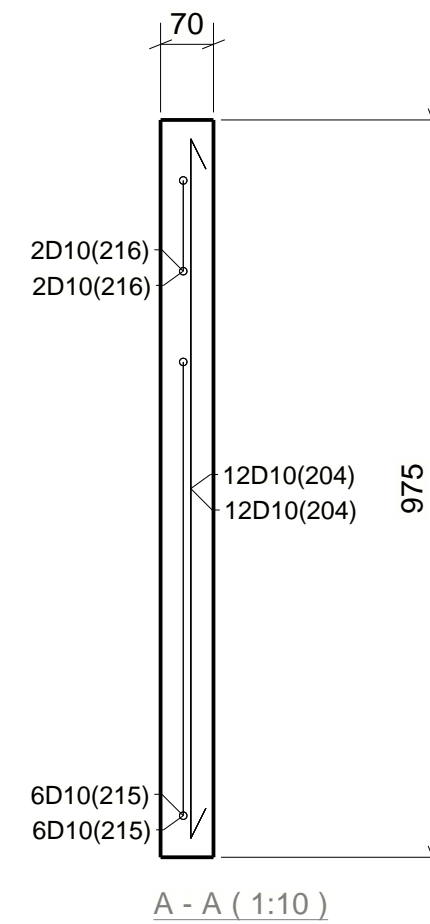
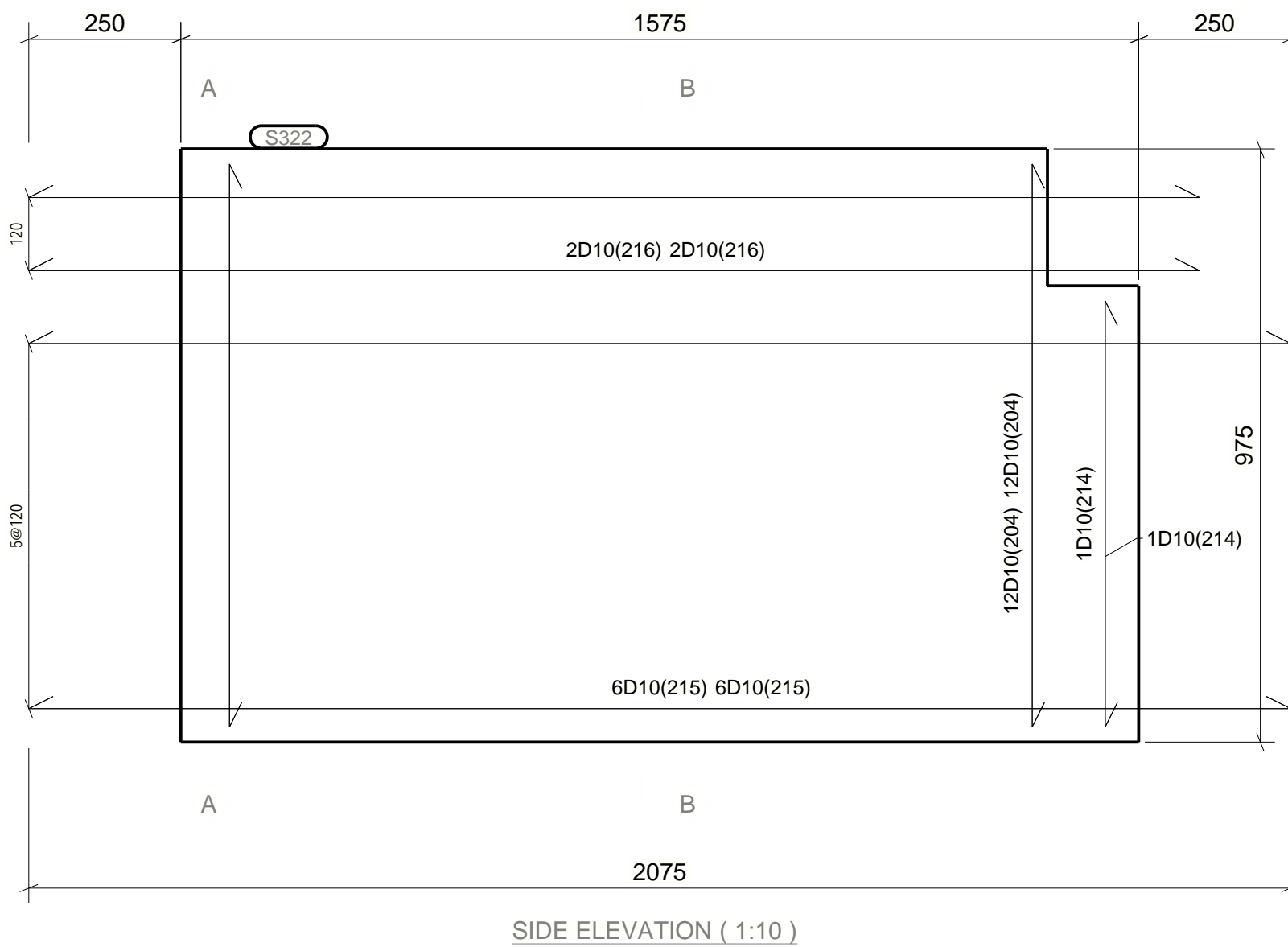
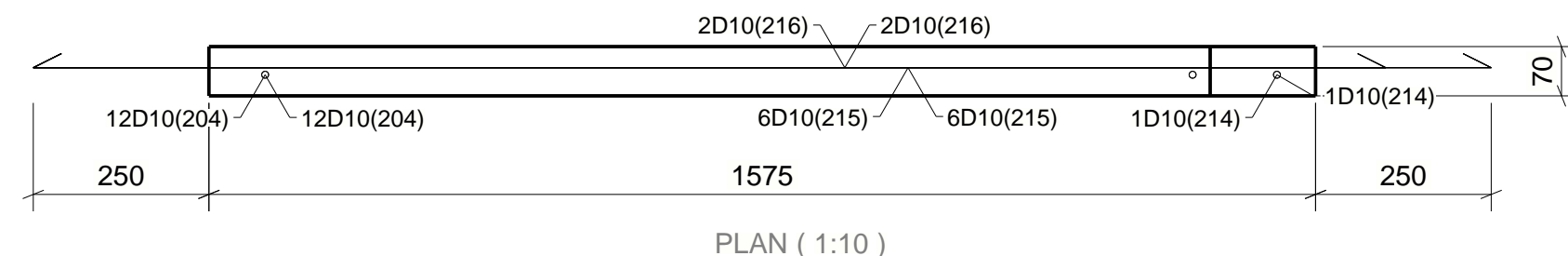
TITLE :  
Tekla Structures Project Name

PRECASTER :

Element Quantity	2
Element Weight (ton)	0.20
Concrete Volume (m <sup>3</sup> )	0.08
Concrete Grade	C30
Reinf. Bar 6-13 (kg)	12.9
Reinf. Bar 16-40 (kg)	0.0
Reinforcement (kg)	12.9
Reinforcement (kg/m <sup>3</sup> )	166.8
Strand (kg)	0.0
Mesh (kg)	0.0

BAR BENDING SCHEDULE							Shape Codes To BS8666: 2005 All Dimension Taken To The Outer Edge						
Bar Mark	Type	Size	Nos	L	Shape Code	Dimensions				Bending Radius			
						a	b	c	d				
215	D	10	6	2070	00	2075				0			
217	D	10	13	650	00	650				0			

MODELLED BY	MODEL NAME	Gedung Kanto***
APPROVED BY	PROJECT ENGINEER	
ISSUE DATE	DESIGN ENGINEER	
PROJECT NUMBER	DRAWING NUMBER	TS1000 S321
	REV.	



Element Quantity	1
Element Weight (ton)	0.29
Concrete Volume (m3)	0.11
Concrete Grade	C30
Reinf. Bar 6-13 (kg)	34.6
Reinf. Bar 16-40 (kg)	0.0
Reinforcement (kg)	34.6
Reinforcement (kg/m3)	329.3
Strand (kg)	0.0
Mesh (kg)	0.0

Bar Mark	Type	Size	Nos	L	Shape Code	Dimensions					Bending Radius
						A	B	C	d	sr	
204	D	10	24	920	00	925					0
214	D	10	2	700	00	700					0
215	D	10	12	2070	00	2075					0
216	D	10	4	1920	00	1925					0

REV. DATE BY DESCRIPTION

PROJECT TITLE :

OWNER :

ARCHITECT :

CONSULTANT :

MAIN CONTRACTOR :

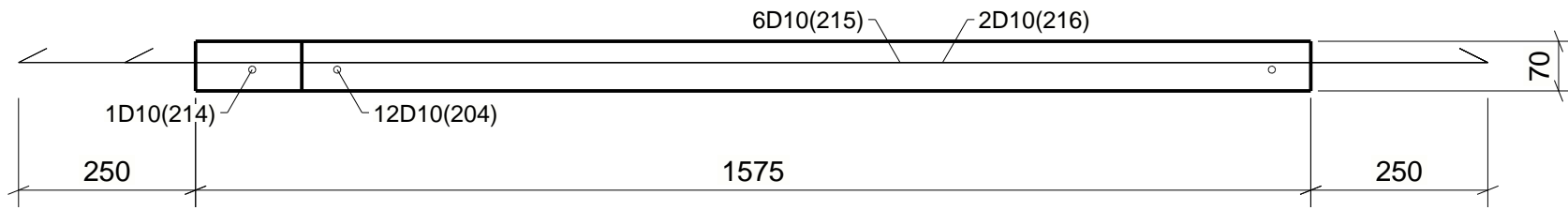
PROJECT :

TITLE :  
Tekla Structures Project Name

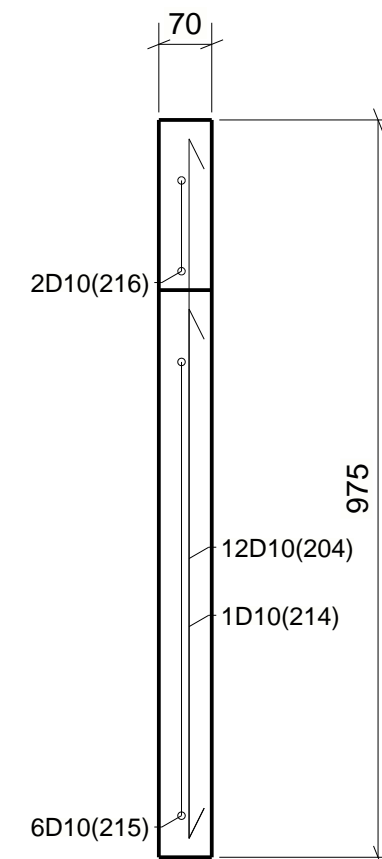
PRECASTER :

MODELLER	BY	MODEL NAME	Gedung Kanto***
SCALE		APPROVED BY	
1:10		PROJECT ENGINEER	
ISSUE DATE	DESIGN ENGINEER		
PROJECT NUMBER	TS1000	DRAWING NUMBER	S322
		REV.	

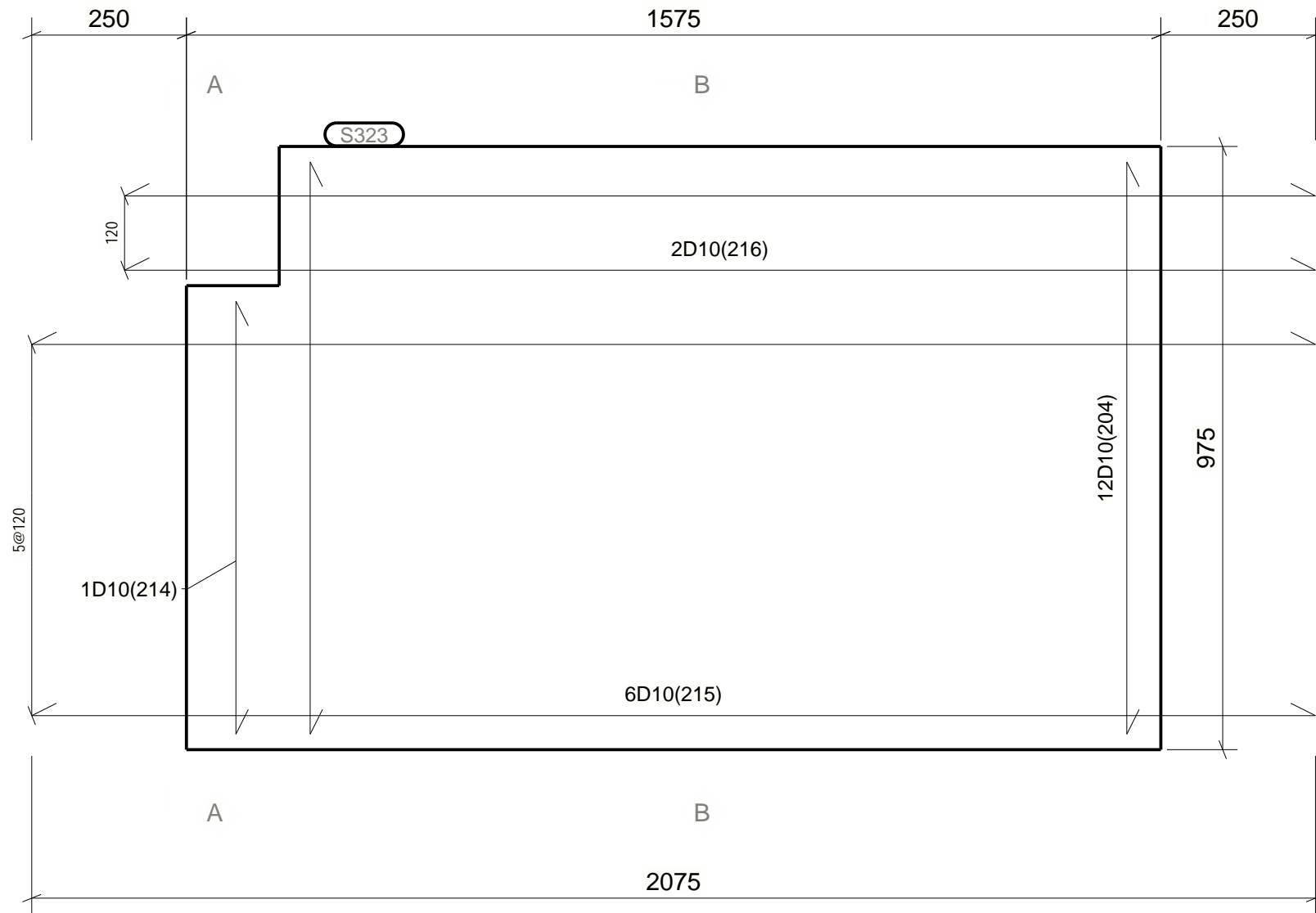
Tekla structures



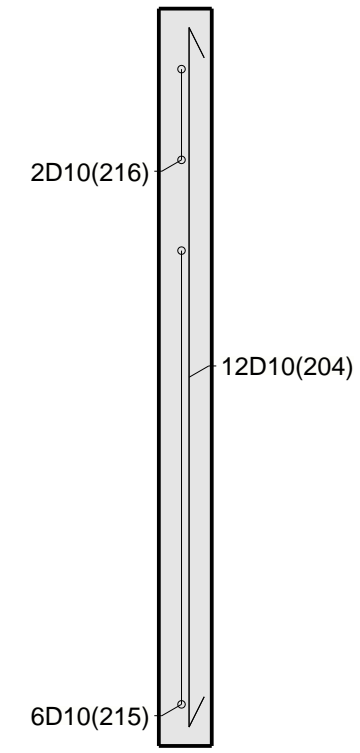
PLAN ( 1:10 )



A - A ( 1:10 )



SIDE ELEVATION ( 1:10 )



B - B ( 1:10 )

Element Quantity	1
Element Weight (ton)	0.27
Concrete Volume (m3)	0.11
Concrete Grade	C30
Reinf. Bar 6-13 (kg)	17.3
Reinf. Bar 16-40 (kg)	0.0
Reinforcement (kg)	17.3
Reinforcement (kg/m3)	164.6
Strand (kg)	0.0
Mesh (kg)	0.0

BAR BENDING SCHEDULE							Shape Codes To BS8666: 2005 All Dimension Taken To The Outer Edge							
Bar Mark	Type	Size	Nos	L	Shape Code	Dimensions								
						A	B	C	D	SR	Bending Radius			
204	D	10	12	920	00	925								
214	D	10	1	700	00	700								
215	D	10	6	2070	00	2075								
216	D	10	2	1920	00	1925								

REV. DATE BY DESCRIPTION

PROJECT TITLE :

OWNER :

ARCHITECT :

CONSULTANT :

MAIN CONTRACTOR :

PROJECT :

TITLE :  
Tekla Structures Project Name

PRECASTER :

MODELLED BY

MODEL NAME Gedung Kanto\*\*\*

SCALE 1:10

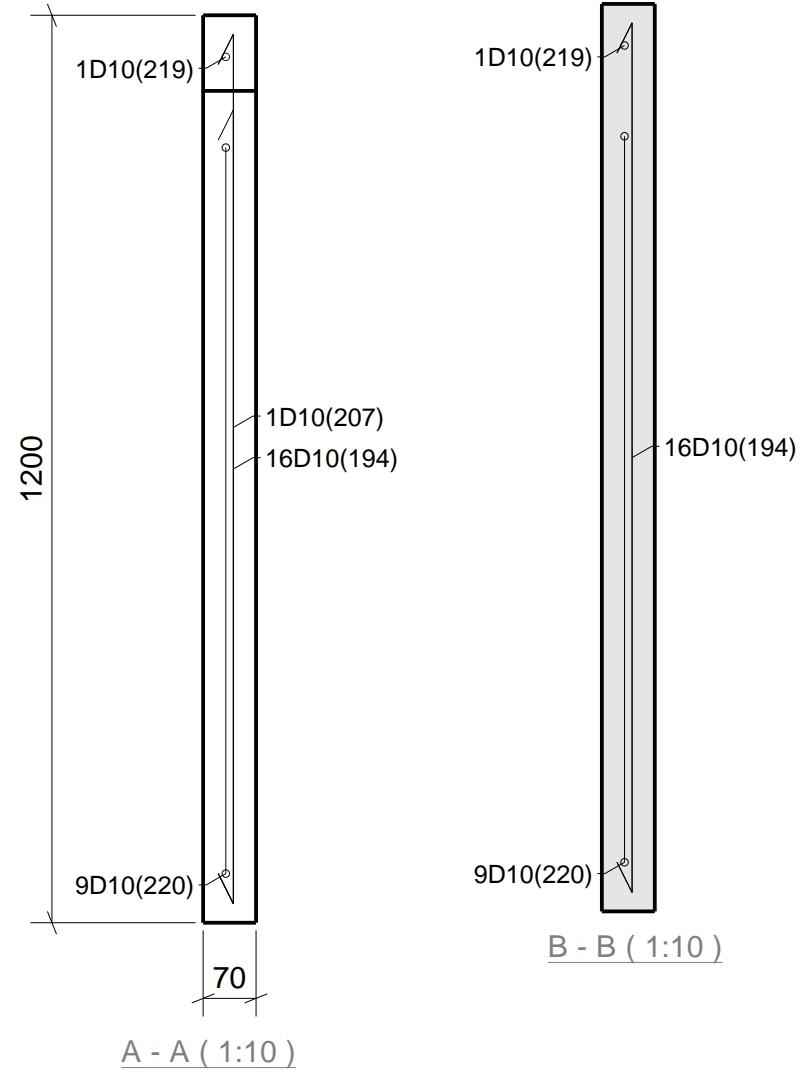
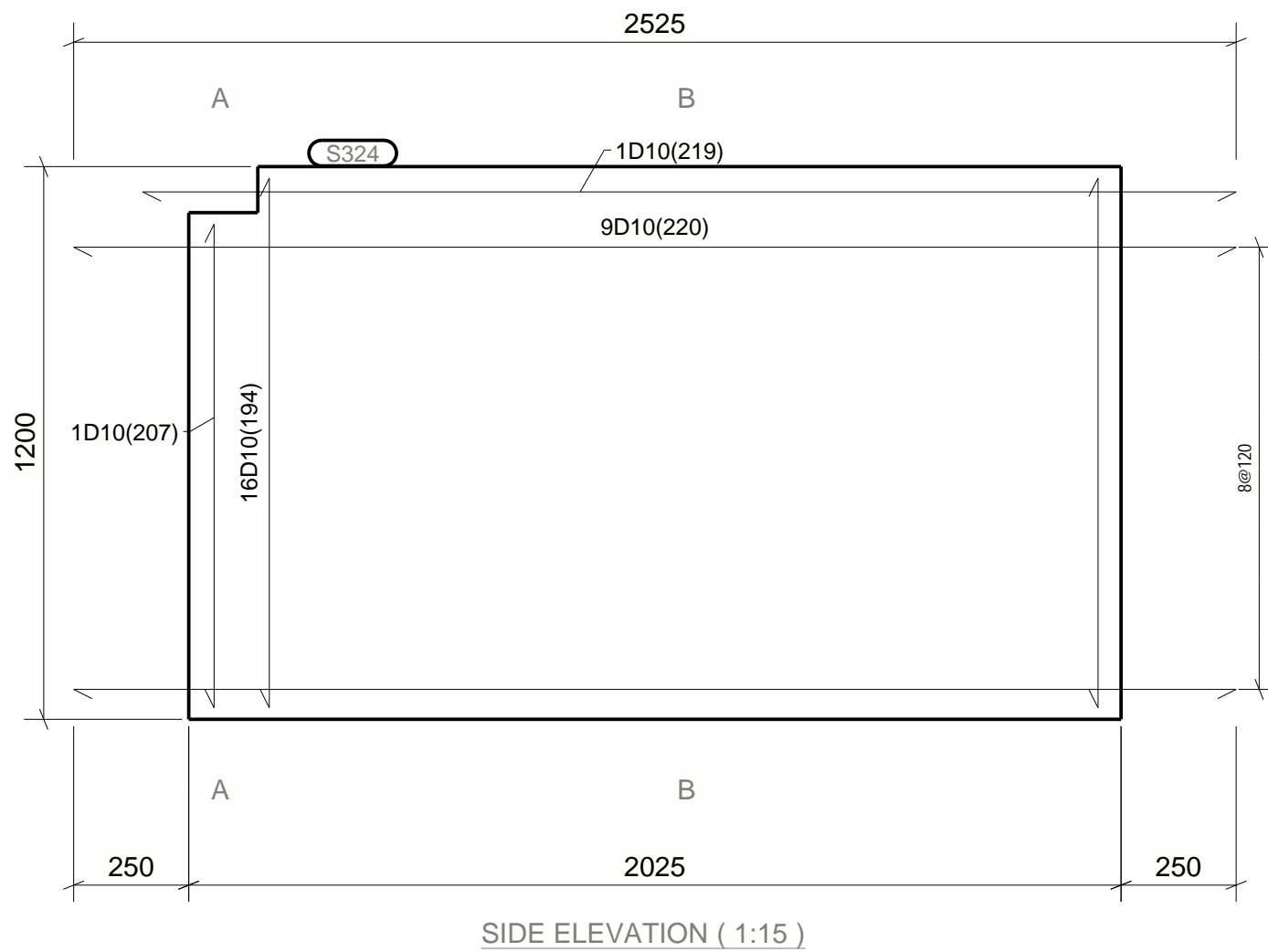
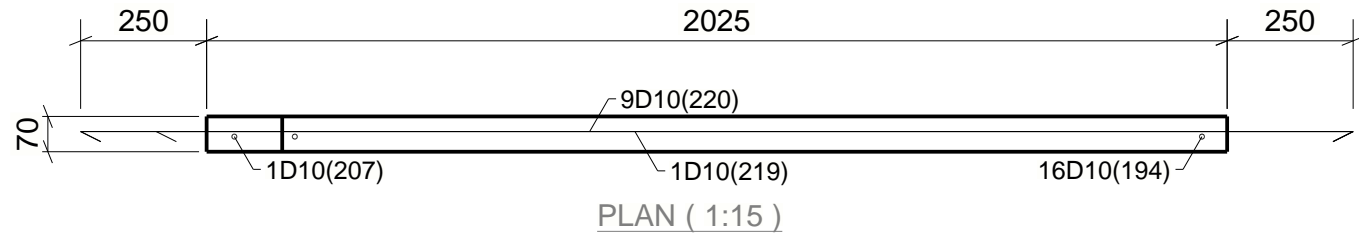
ISSUE DATE

PROJECT NUMBER TS1000

DESIGN ENGINEER

DRAWING NUMBER S323

REV.



REV. DATE BY DESCRIPTION

PROJECT TITLE :

OWNER :

ARCHITECT :

CONSULTANT :

MAIN CONTRACTOR :

PROJECT :

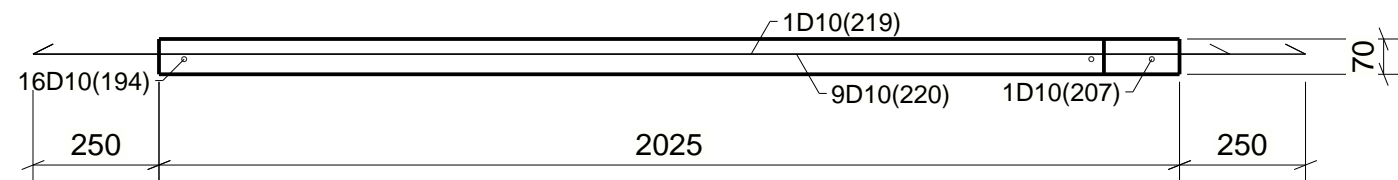
TITLE :  
Tekla Structures Project Name

PRECASTER :

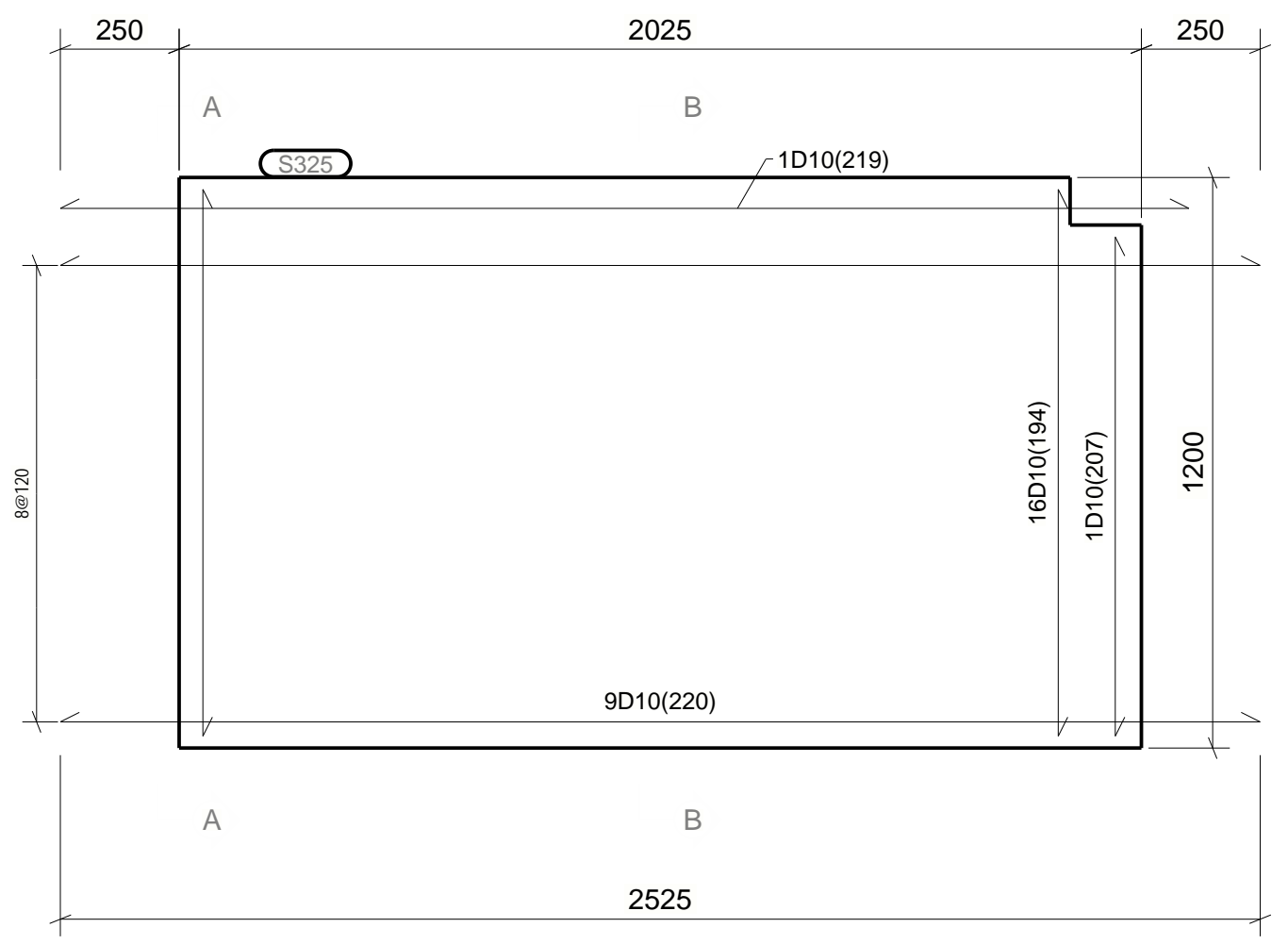
Element Quantity	1
Element Weight (ton)	0.44
Concrete Volume (m3)	0.17
Concrete Grade	C30
Reinf. Bar 6-13 (kg)	27.4
Reinf. Bar 16-40 (kg)	0.0
Reinforcement (kg)	27.4
Reinforcement (kgm3)	162.3
Strand (kg)	0.0
Mesh (kg)	0.0

BAR BENDING SCHEDULE							Shape Codes To BS8666: 2005 All Dimension Taken To The Outer Edge					
Bar Mark	Type	Size	Nos	L	Shape Code	Dimensions					Bending Radius	
						A	B	C	D	SR		
194	D	10	16	1150	00	1150					0	
207	D	10	1	1050	00	1050					0	
219	D	10	1	2370	00	2375					0	
220	D	10	9	2520	00	2525					0	

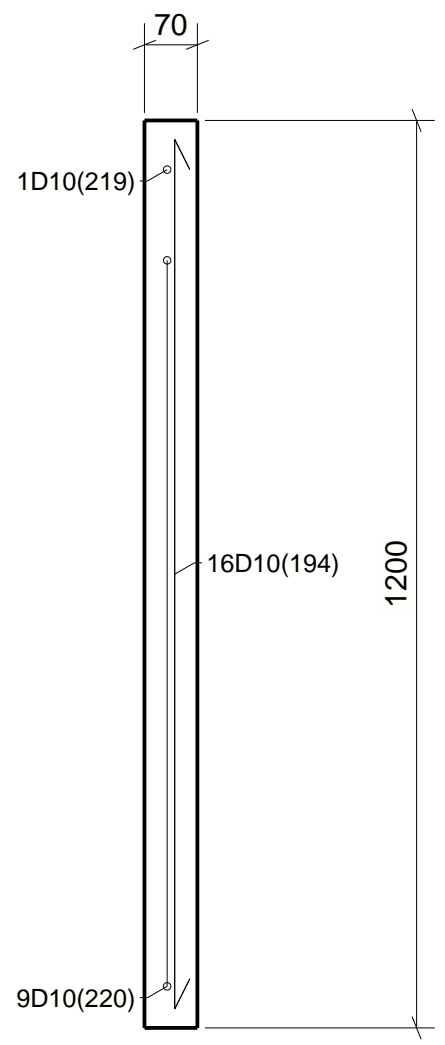
MODELLED BY	MODEL NAME Gedung Kanto***
SCALE	1:15 1:10
ISSUE DATE	PROJECT ENGINEER
PROJECT NUMBER TS1000	DESIGN ENGINEER
DRAWING NUMBER S324	
REV.	



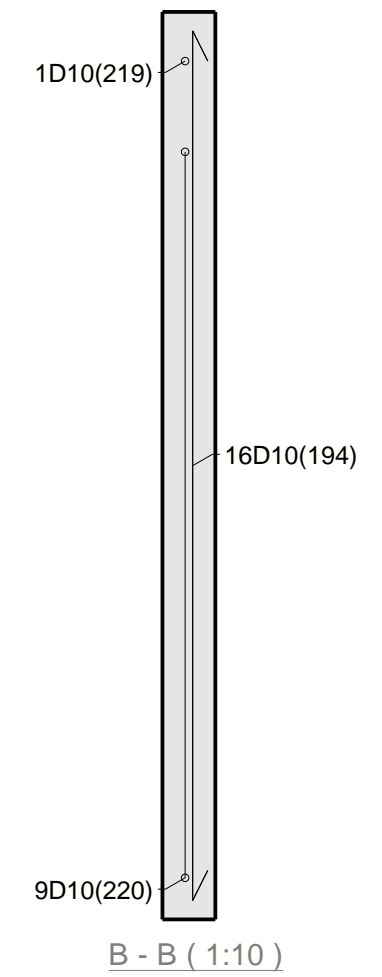
PLAN ( 1:15 )



SIDE ELEVATION ( 1:15 )



A - A ( 1:10 )



B - B ( 1:10 )

Element Quantity	1
Element Weight (ton)	0.44
Concrete Volume (m3)	0.17
Concrete Grade	C30
Reinf. Bar 6-13 (kg)	27.4
Reinf. Bar 16-40 (kg)	0.0
Reinforcement (kg)	27.4
Reinforcement (kg/m3)	162.3
Strand (kg)	0.0
Mesh (kg)	0.0

BAR BENDING SCHEDULE							Shape Codes To BS8666: 2005 All Dimension Taken To The Outer Edge					
Bar Mark	Type	Size	Nos	L	Shape Code	Dimensions						
						A	B	C	d	es	Bending Radius	
194	D	10	16	1150	00	1150					0	
207	D	10	1	1050	00	1050					0	
219	D	10	1	2370	00	2375					0	
220	D	10	9	2520	00	2525					0	

REV. DATE BY DESCRIPTION

PROJECT TITLE :

OWNER :

ARCHITECT :

CONSULTANT :

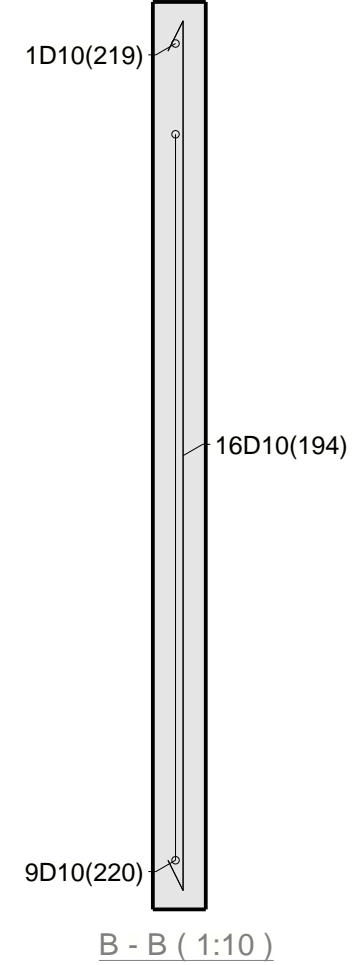
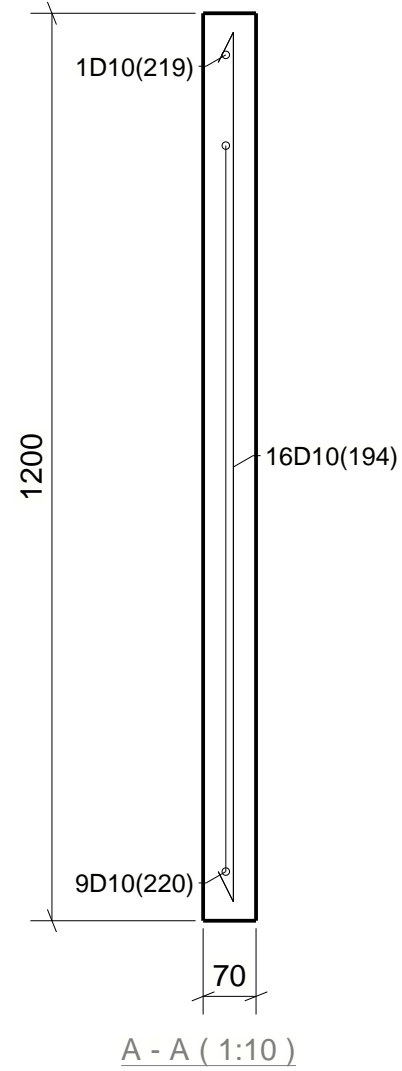
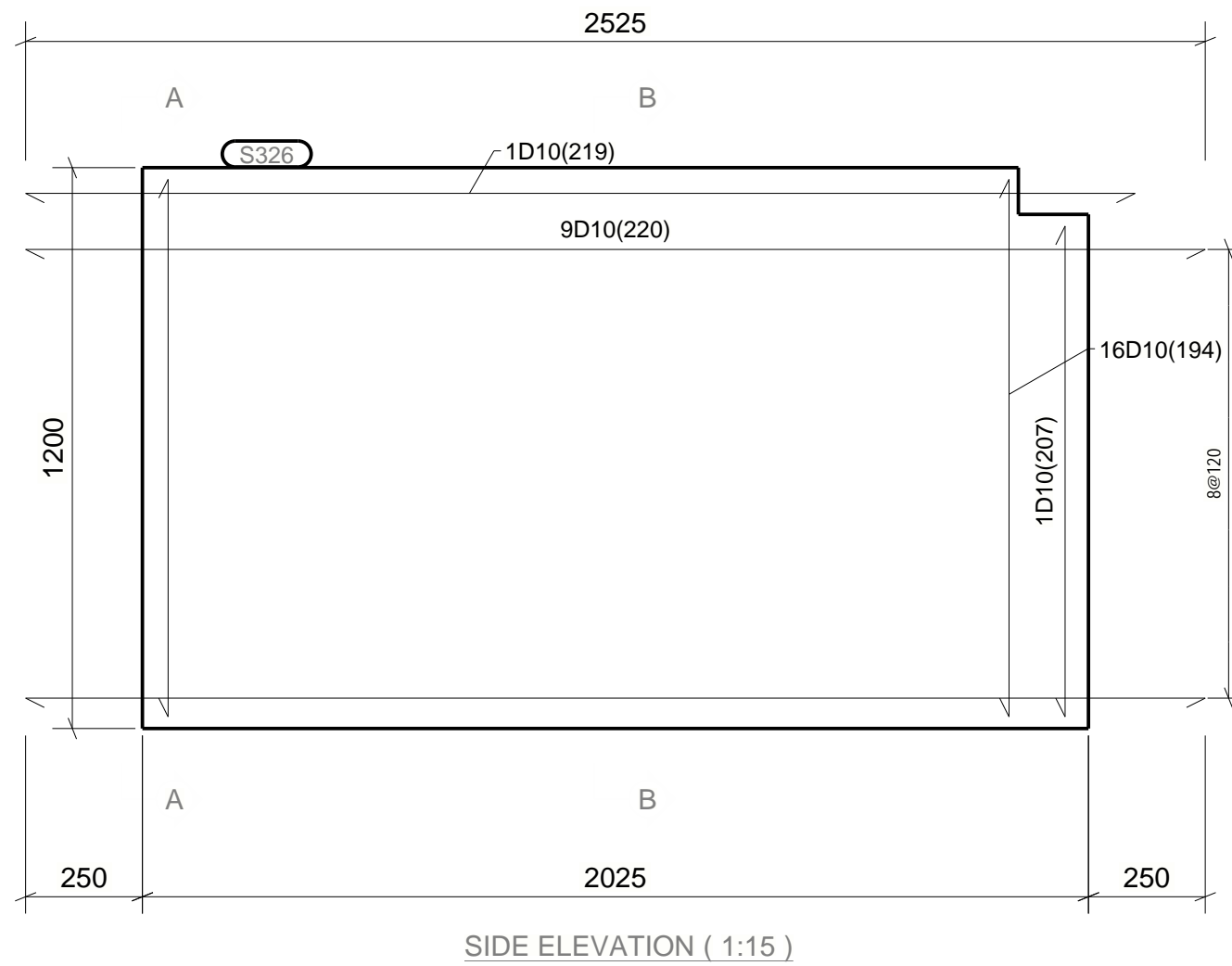
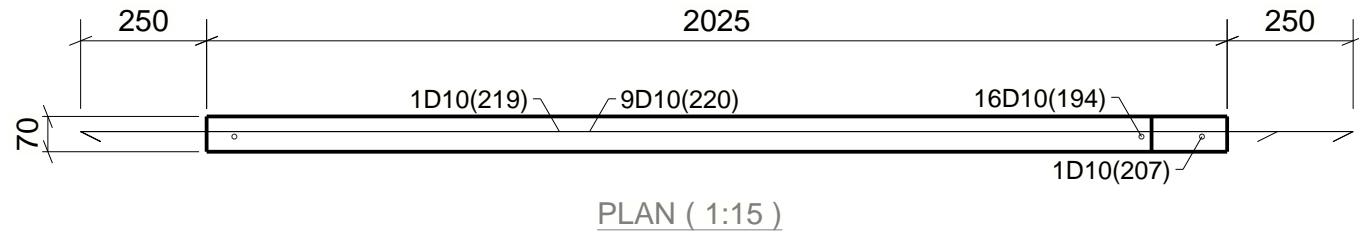
MAIN CONTRACTOR :

PROJECT :

TITLE :  
Tekla Structures Project Name

PRECASTER :

MODELLED BY	MODEL NAME Gedung Kanto***
APPROVED BY	PROJECT ENGINEER
ISSUE DATE	DESIGN ENGINEER
PROJECT NUMBER TS1000	DRAWING NUMBER S325
	REV.



REV.	DATE	BY	DESCRIPTION

PROJECT TITLE :

OWNER :

ARCHITECT :

CONSULTANT :

MAIN CONTRACTOR :

PROJECT :

TITLE :  
Tekla Structures Project Name

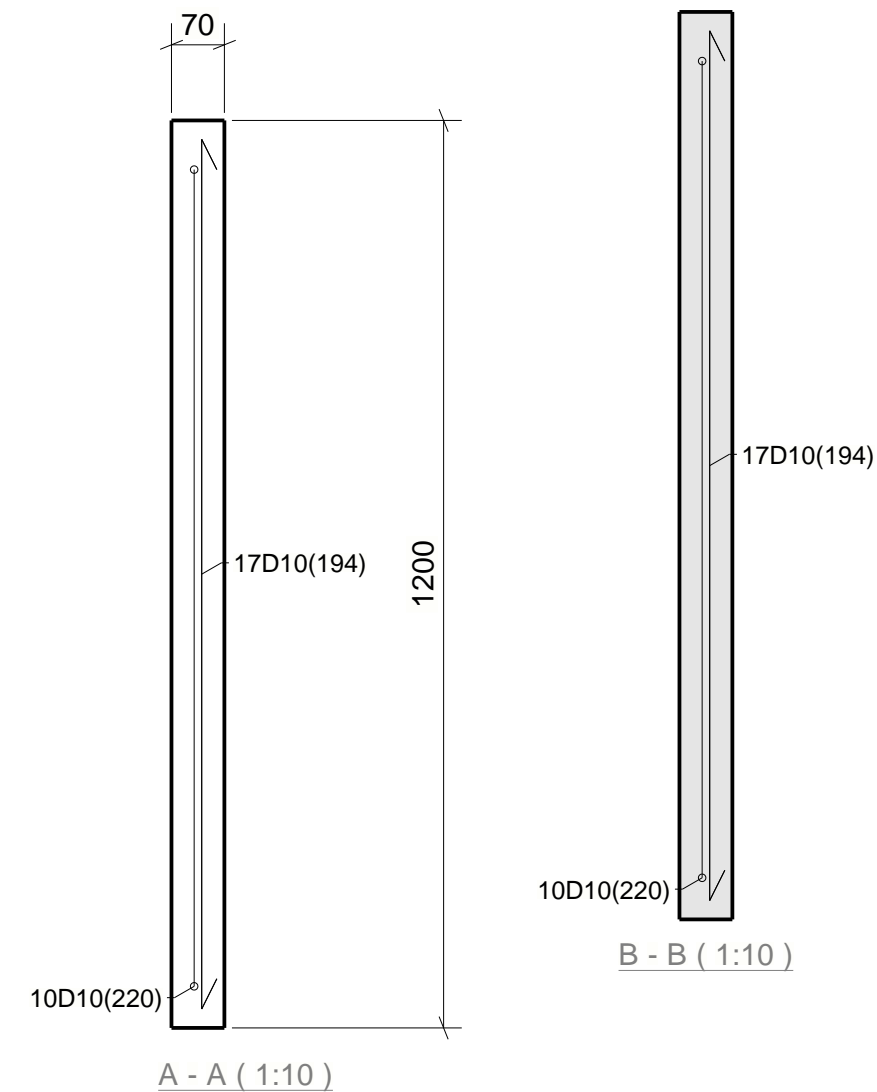
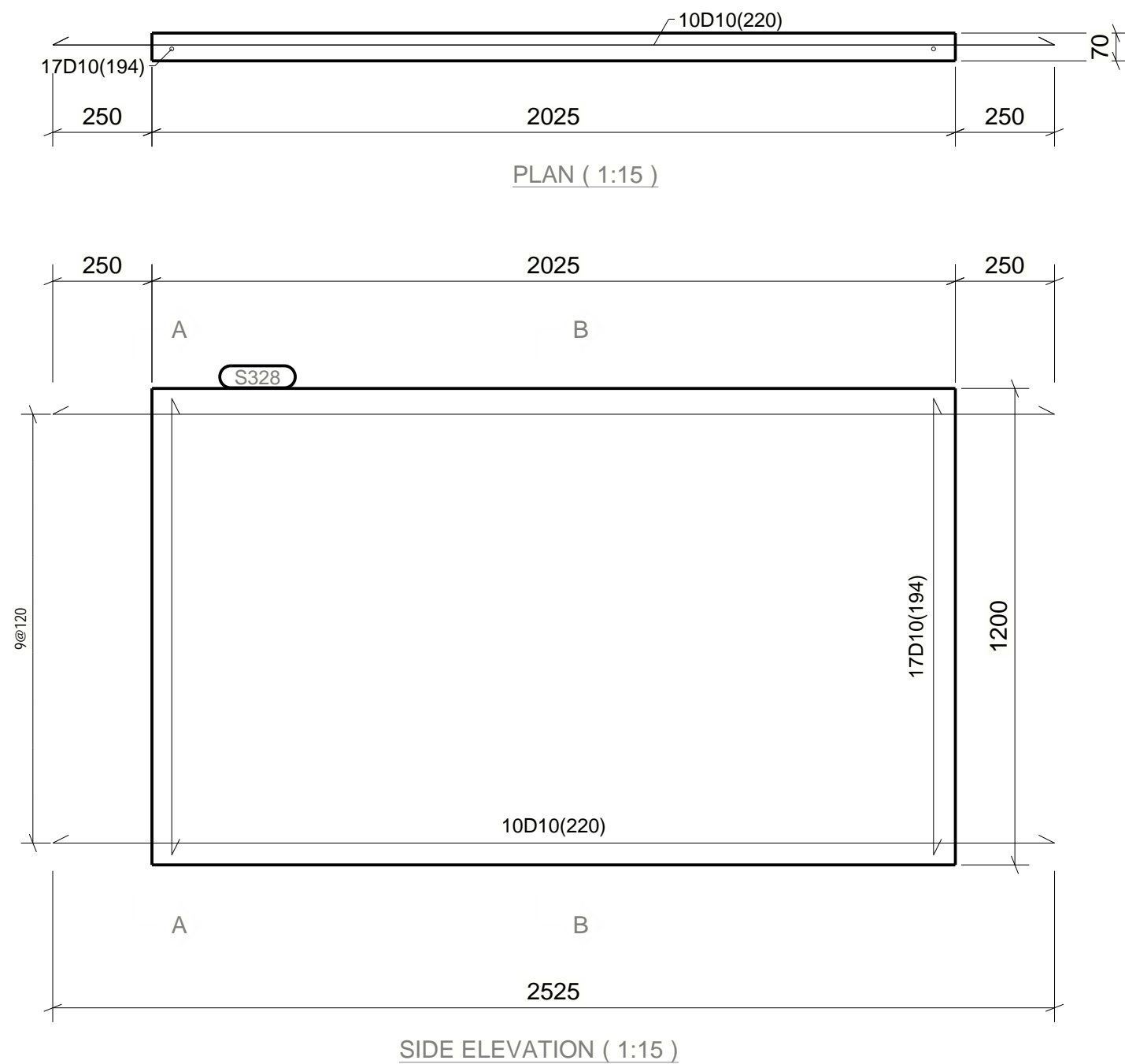
Element Quantity	1
Element Weight (ton)	0.44
Concrete Volume (m <sup>3</sup> )	0.17
Concrete Grade	C30
Reinf. Bar 6-13 (kg)	27.4
Reinf. Bar 16-40 (kg)	0.0
Reinforcement (kg)	27.4
Reinforcement (kgm <sup>3</sup> )	162.3
Strand (kg)	0.0
Mesh (kg)	0.0

PRECASTER :

Bar Mark	Type	Size	Nos	L	Shape Code	Dimensions					Bending Radius
						A	B	C	d	sr	
194	D	10	16	1150	00	1150					0
207	D	10	1	1050	00	1050					0
219	D	10	1	2370	00	2375					0
220	D	10	9	2520	00	2525					0

MODELLED BY	MODEL NAME	Gedung Kanto***
SCALE	1:15 1:10	
ISSUE DATE	PROJECT ENGINEER	
PROJECT NUMBER	DESIGN ENGINEER	
TS1000	DRAWING NUMBER	S326
	REV.	





REV.	DATE	BY	DESCRIPTION

PROJECT TITLE :

OWNER :

ARCHITECT :

CONSULTANT :

MAIN CONTRACTOR :

PROJECT :

TITLE :  
Tekla Structures Project Name

PRECASTER :

Element Quantity	8
Element Weight (ton)	0.44
Concrete Volume (m3)	0.17
Concrete Grade	C30
Reinf. Bar 6-13 (kg)	27.6
Reinf. Bar 16-40 (kg)	0.0
Reinforcement (kg)	27.6
Reinforcement (kg/m3)	162.2
Strand (kg)	0.0
Mesh (kg)	0.0

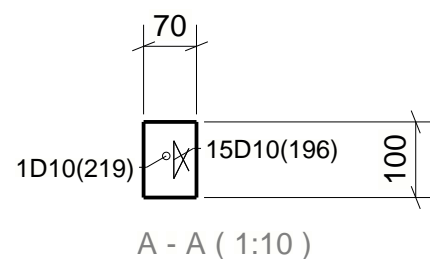
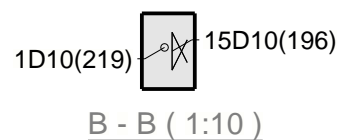
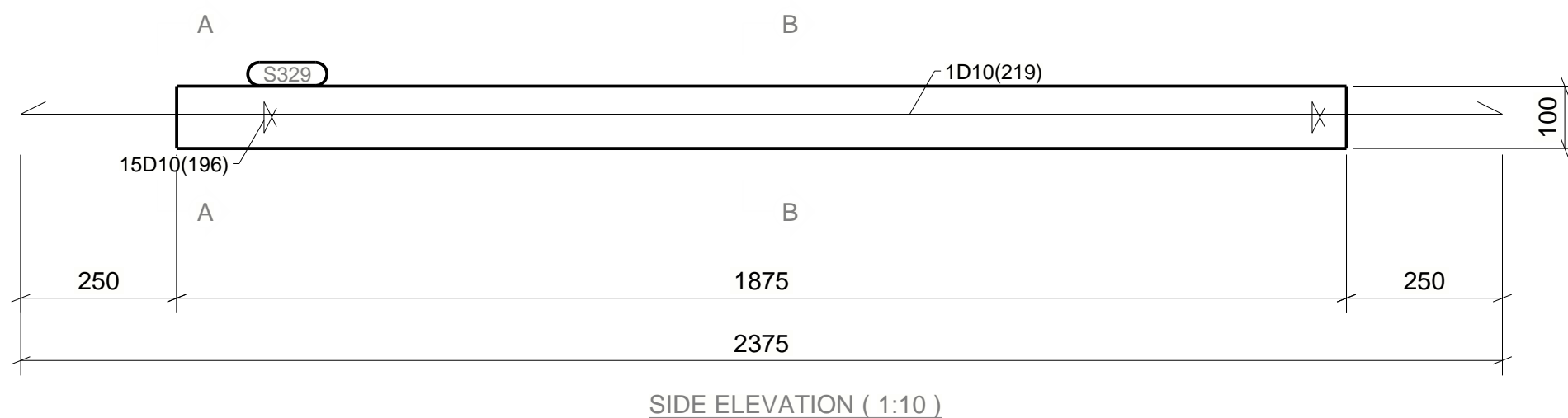

MODELLED BY  
Gedung Kanto\*\*\*

SCALE 1:15 1:10  
APPROVED BY  
PROJECT ENGINEER

ISSUE DATE  
DESIGN ENGINEER  
PROJECT NUMBER TS1000  
DRAWING NUMBER S328  
REV.

BAR BENDING SCHEDULE											Shape Codes To BS8666: 2005 All Dimension Taken To The Outer Edge				
Bar Mark	Type	Size	Nos	L	Shape Code	Dimensions					Bending Radius				
						a	b	c	d	es					
194	D	10	17	1150	00	1150					0				
220	D	10	10	2520	00	2525					0				





REV.	DATE	BY	DESCRIPTION

PROJECT TITLE :

OWNER :

ARCHITECT :

CONSULTANT :

MAIN CONTRACTOR :

PROJECT :

TITLE :  
Tekla Structures Project Name

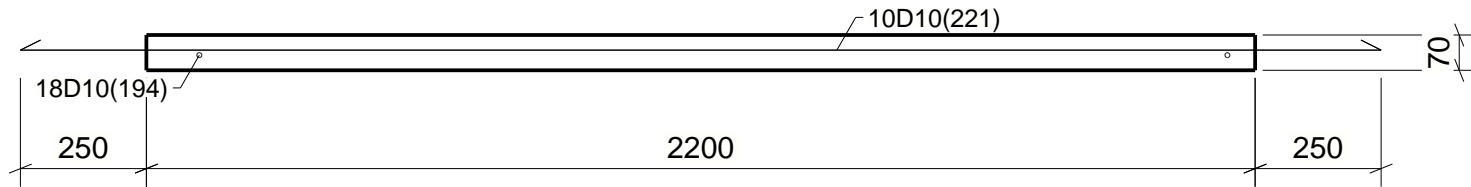
PRECASTER :

Element Quantity	2
Element Weight (ton)	0.03
Concrete Volume (m3)	0.01
Concrete Grade	C30
Reinf. Bar 6-13 (kg)	1.9
Reinf. Bar 16-40 (kg)	0.0
Reinforcement (kg)	1.9
Reinforcement (kg/m3)	146.7
Strand (kg)	0.0
Mesh (kg)	0.0

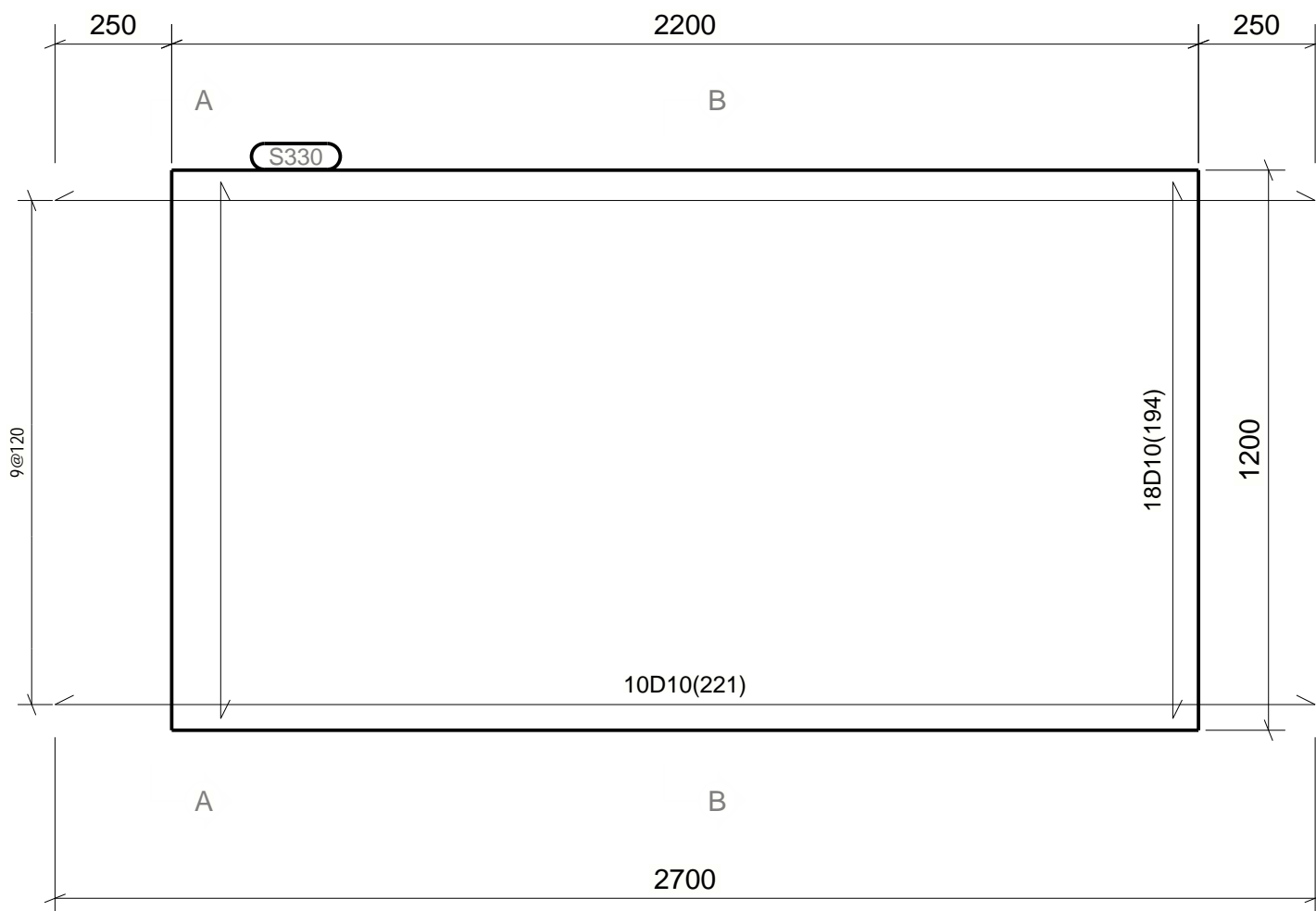
MODELLED BY	MODEL NAME	Gedung Kanto***
APPROVED BY	PROJECT ENGINEER	
SCALE	1:10	
ISSUE DATE	DESIGN ENGINEER	
PROJECT NUMBER	DRAWING NUMBER	TS1000 S329
	REV.	

Bar Mark	Type	Size	Nos	L	Shape Code	Dimensions					Bending Radius
						a	b	c	d	es	
196	D	10	15	50	00	50					0
219	D	10	1	2370	00	2375					0

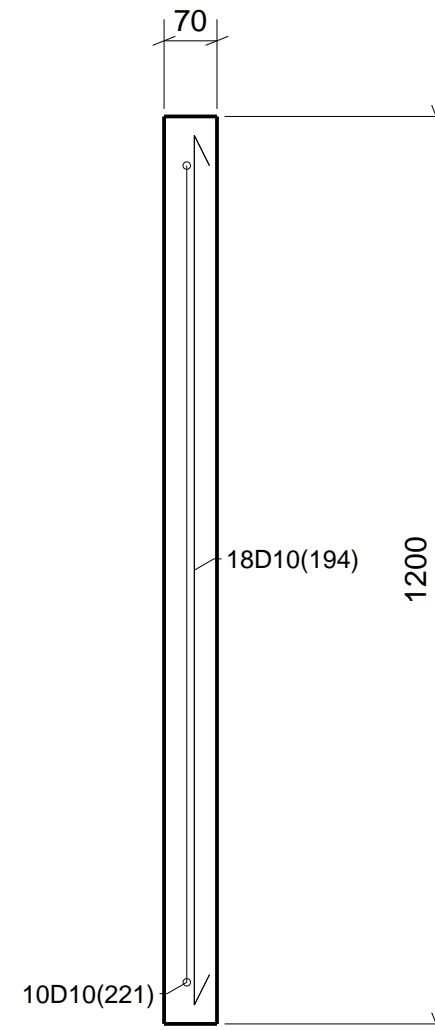
Shape Codes To BS8666: 2005 All Dimension Taken To The Outer Edge



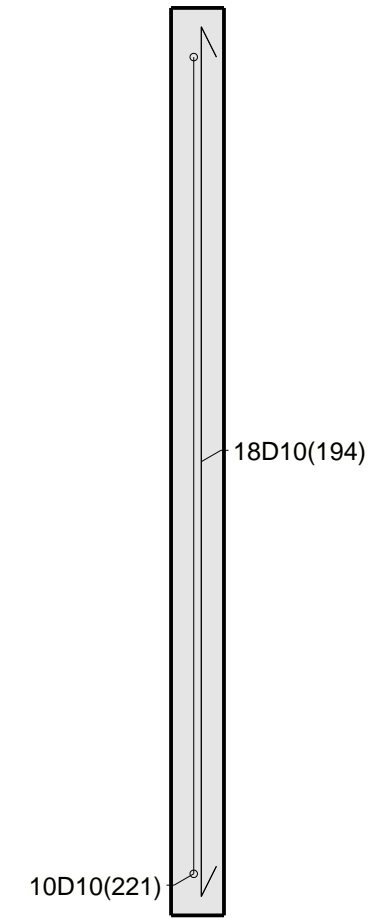
PLAN ( 1:15 )



SIDE ELEVATION ( 1:15 )



A - A ( 1:10 )



B - B ( 1:10 )

REV.	DATE	BY	DESCRIPTION
------	------	----	-------------

PROJECT TITLE :

OWNER :

ARCHITECT :

CONSULTANT :

MAIN CONTRACTOR :

PROJECT :

TITLE :  
Tekla Structures Project Name

PRECASTER :

Element Quantity	14	MODELLED BY	MODEL NAME
Element Weight (ton)	0.48	APPROVED BY	Gedung Kanto***
Concrete Volume (m3)	0.18	ISSUE DATE	
Concrete Grade	C30	SCALE	1:15 1:10
Reinf. Bar 6-13 (kg)	29.4	PROJECT NUMBER	TS1000
Reinf. Bar 16-40 (kg)	0.0	DRAWING NUMBER	S330
Reinforcement (kg)	29.4	REV.	
Reinforcement (kg/m3)	159.0		
Strand (kg)	0.0		
Mesh (kg)	0.0		

BAR BENDING SCHEDULE										Shape Codes To BS8666: 2005 All Dimension Taken To The Outer Edge		
Bar Mark	Type	Size	Nos	L	Shape Code	Dimensions				Bending Radius		
						a	b	c	es			
194	D	10	18	1150	00	1150				0		
221	D	10	10	2700	00	2700				0		


REV.	DATE	BY	DESCRIPTION
------	------	----	-------------

PROJECT TITLE :

OWNER :

ARCHITECT :

CONSULTANT :

MAIN CONTRACTOR :

PROJECT :

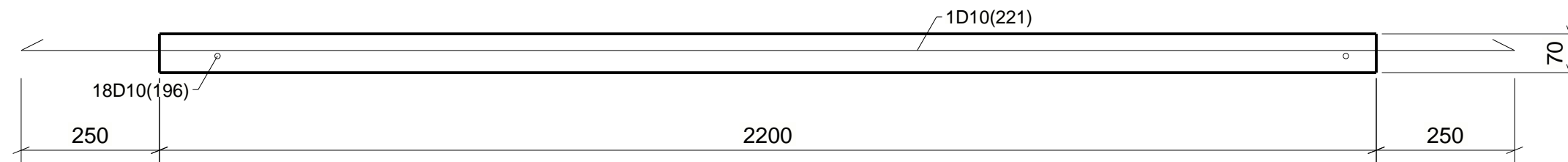
TITLE :  
Tekla Structures Project Name

PRECASTER :

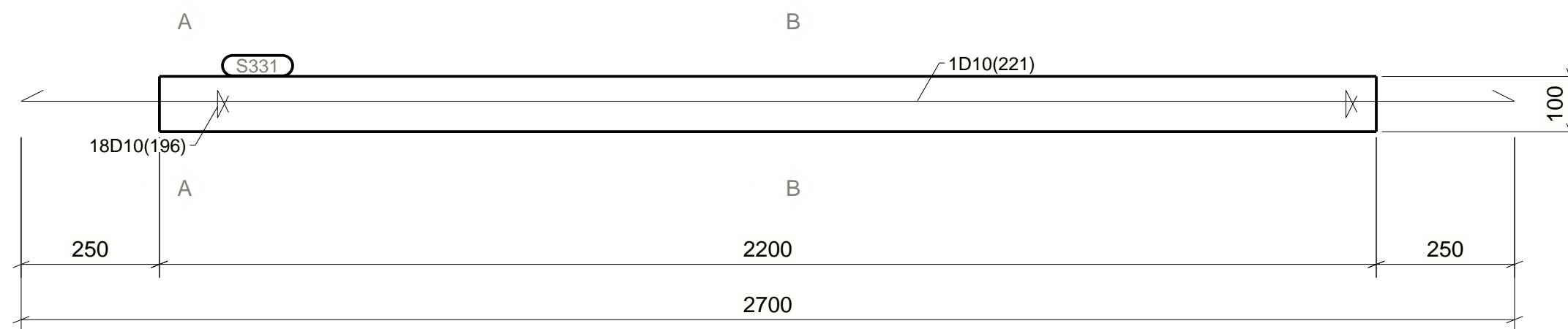
Element Quantity	2
Element Weight (ton)	0.04
Concrete Volume (m3)	0.02
Concrete Grade	C30
Reinf. Bar 6-13 (kg)	2.2
Reinf. Bar 16-40 (kg)	0.0
Reinforcement (kg)	2.2
Reinforcement (kg/m3)	144.0
Strand (kg)	0.0
Mesh (kg)	0.0

MODELLED BY	MODEL NAME	Gedung Kanto***
APPROVED BY	PROJECT ENGINEER	
ISSUE DATE	DESIGN ENGINEER	
PROJECT NUMBER	DRAWING NUMBER	TS1000 S331
SCALE	1:10	

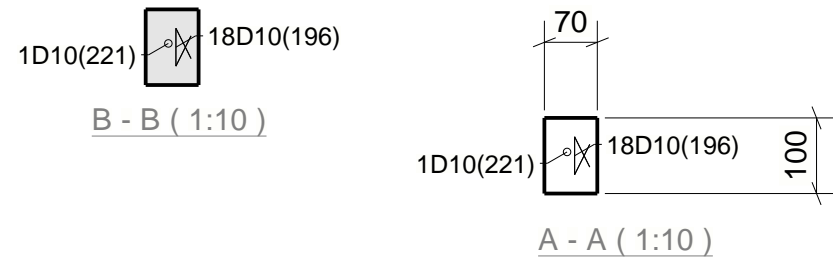
BAR BENDING SCHEDULE										Shape Codes To BS8666: 2005 All Dimension Taken To The Outer Edge									
Bar Mark	Type	Size	Nos	L	Shape Code	Dimensions				Bending Radius									
						a	b	c	d	ea	eb								
196	D	10	18	50	00	50						0							
221	D	10	1	2700	00	2700						0							



PLAN ( 1:10 )

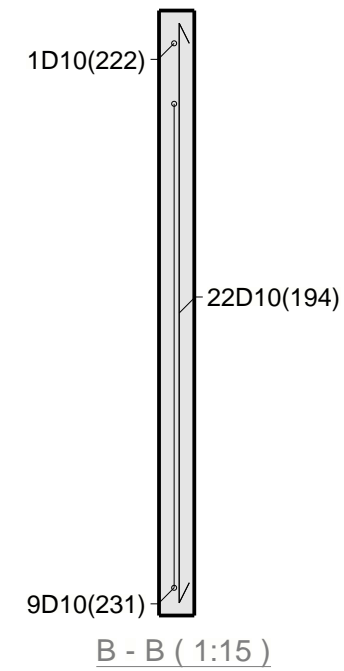
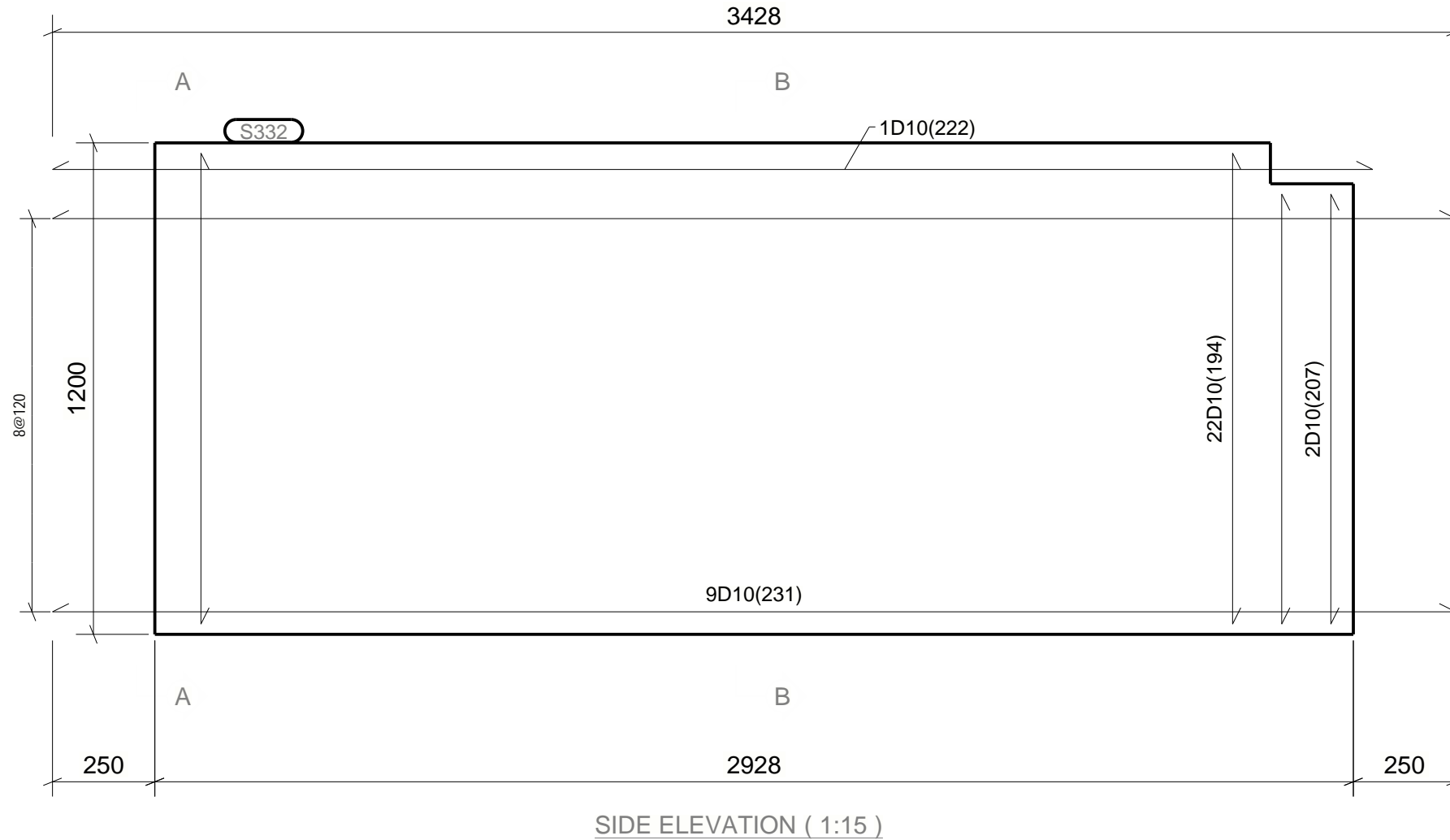
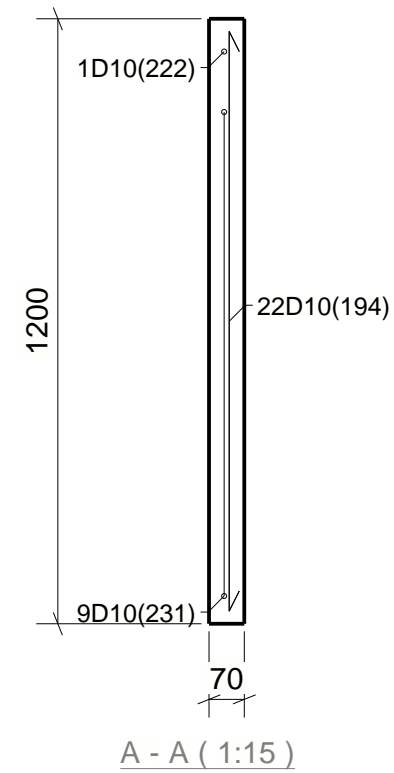
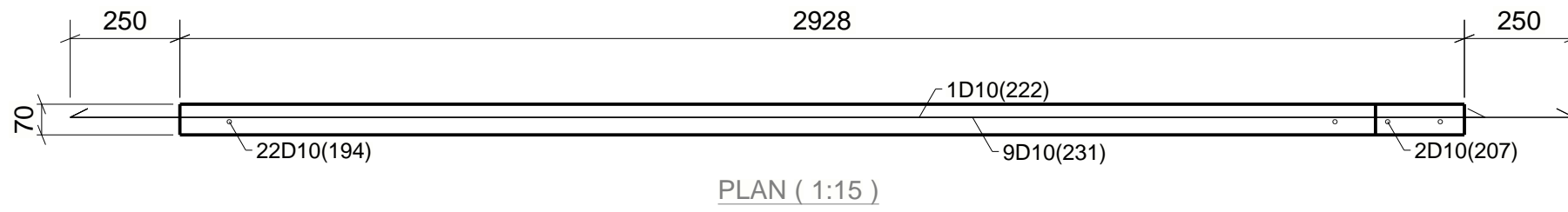


SIDE ELEVATION ( 1:10 )



B - B ( 1:10 )

A - A ( 1:10 )



REV.	DATE	BY	DESCRIPTION
------	------	----	-------------

PROJECT TITLE :

OWNER :

ARCHITECT :

CONSULTANT :

MAIN CONTRACTOR :

PROJECT :

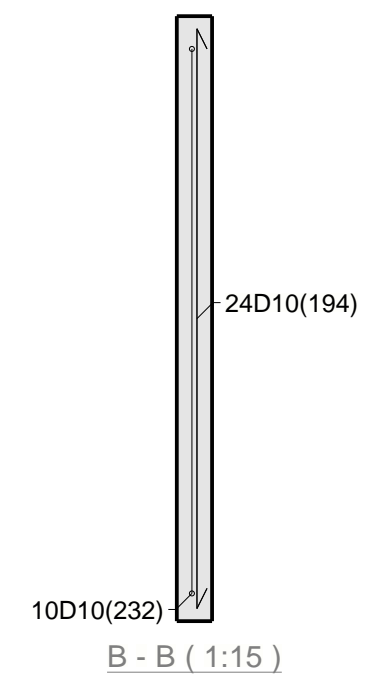
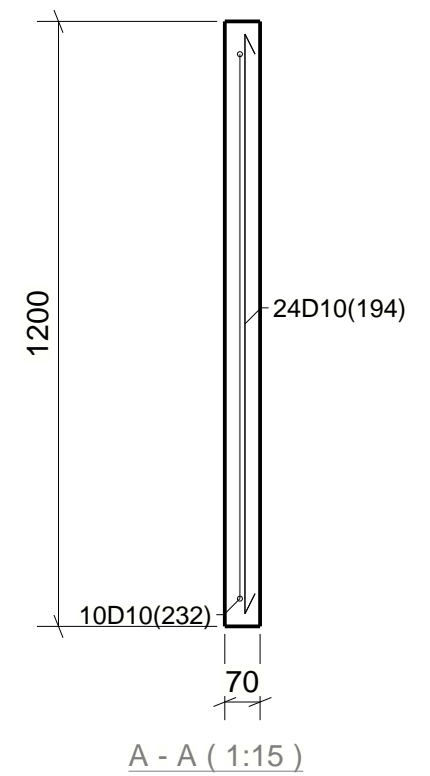
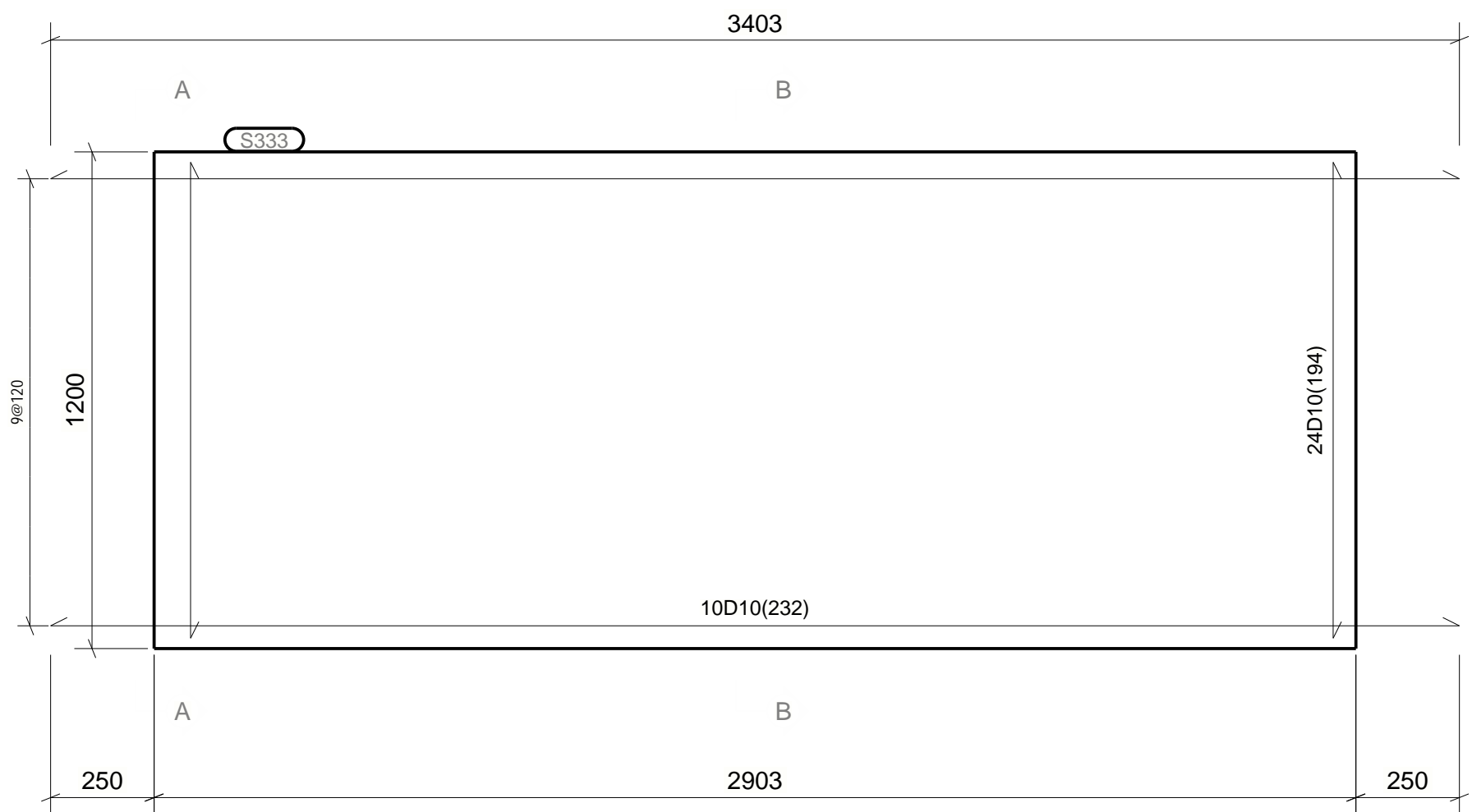
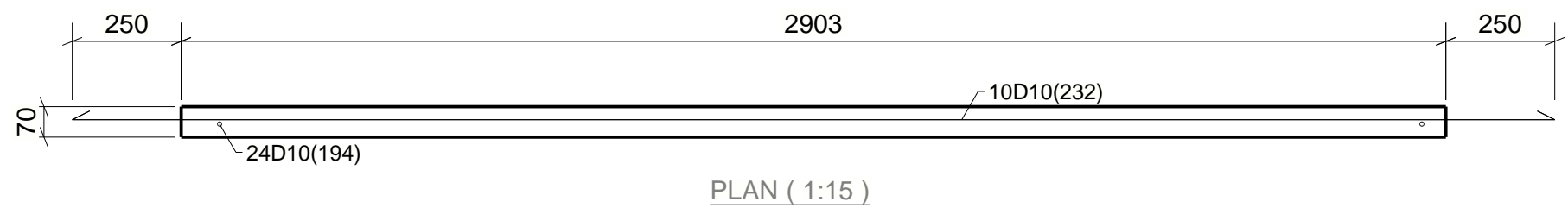
TITLE :  
Tekla Structures Project Name

PRECASTER :

Element Quantity	1
Element Weight (ton)	0.64
Concrete Volume (m3)	0.24
Concrete Grade	C30
Reinf. Bar 6-13 (kg)	37.9
Reinf. Bar 16-40 (kg)	0.0
Reinforcement (kg)	37.9
Reinforcement (kgm3)	154.9
Strand (kg)	0.0
Mesh (kg)	0.0

BAR BENDING SCHEDULE							Shape Codes To BS8666: 2005 All Dimension Taken To The Outer Edge					
Bar Mark	Type	Size	Nos	L	Shape Code	Dimensions						
						A	B	C	d	es	Radius	
194	D	10	22	1150	00	1150					0	
207	D	10	2	1050	00	1050					0	
222	D	10	1	3220	00	3225					0	
231	D	10	9	3420	00	3427					0	

MODELLED BY	MODEL NAME	Gedung Kanto***
SCALE	1:15	APPROVED BY
ISSUE DATE		PROJECT ENGINEER
PROJECT NUMBER	TS1000	DESIGN ENGINEER
		DRAWING NUMBER
		S332
		REV.



REV. DATE BY DESCRIPTION

PROJECT TITLE :

OWNER :

ARCHITECT :

CONSULTANT :

MAIN CONTRACTOR :

PROJECT :

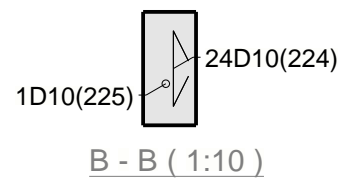
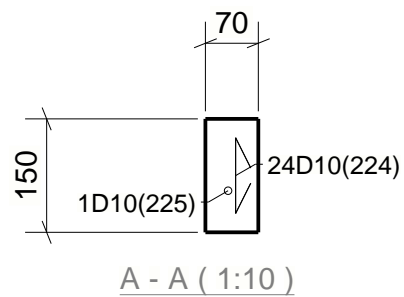
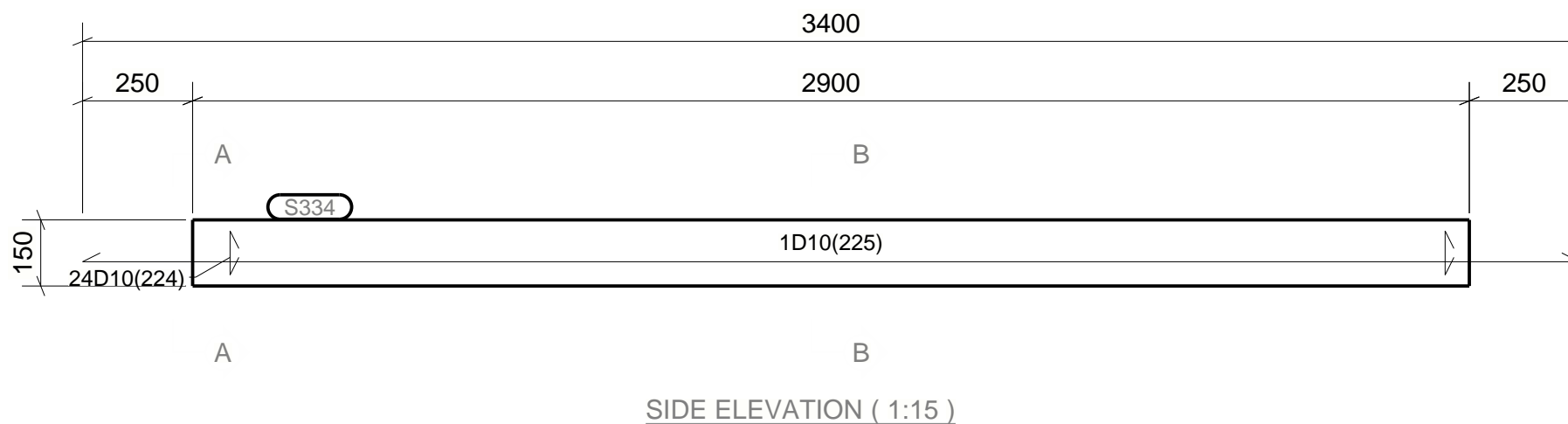
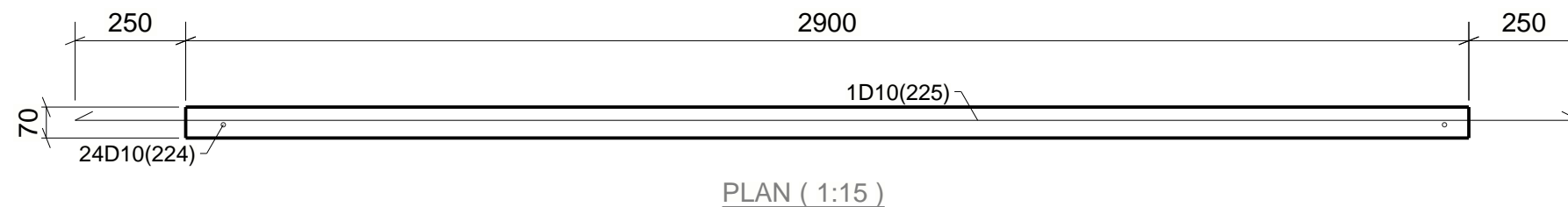
TITLE :  
Tekla Structures Project Name

PRECASTER :

Element Quantity	1
Element Weight (ton)	0.63
Concrete Volume (m <sup>3</sup> )	0.24
Concrete Grade	C30
Reinf. Bar 6-13 (kg)	38.0
Reinf. Bar 16-40 (kg)	0.0
Reinforcement (kg)	38.0
Reinforcement (kg/m <sup>3</sup> )	155.7
Strand (kg)	0.0
Mesh (kg)	0.0

MODELLED BY	MODEL NAME	Gedung Kanto***
APPROVED BY	PROJECT ENGINEER	
SCALE	1:15	
ISSUE DATE	DESIGN ENGINEER	
PROJECT NUMBER	TS1000	DRAWING NUMBER
	S333	REV.

Bar Mark	Type	Size	Nos	L	Shape Code	Dimensions					Bending Radius
						a	b	c	d	es	
194	D	10	24	1150	00	1150					0
232	D	10	10	3400	00	3403					0



REV.	DATE	BY	DESCRIPTION
------	------	----	-------------

PROJECT TITLE :

OWNER :

ARCHITECT :

CONSULTANT :

MAIN CONTRACTOR :

PROJECT :

TITLE :

Tekla Structures Project Name

PRECASTER :

Element Quantity	1
Element Weight (ton)	0.08
Concrete Volume (m3)	0.03
Concrete Grade	C30
Reinf. Bar 6-13 (kg)	3.6
Reinf. Bar 16-40 (kg)	0.0
Reinforcement (kg)	3.6
Reinforcement (kg/m3)	117.3
Strand (kg)	0.0
Mesh (kg)	0.0

MODELLED BY

APPROVED BY

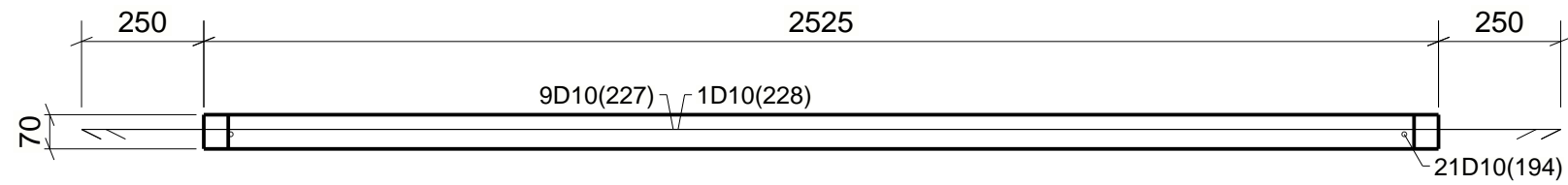
ISSUE DATE

PROJECT NUMBER

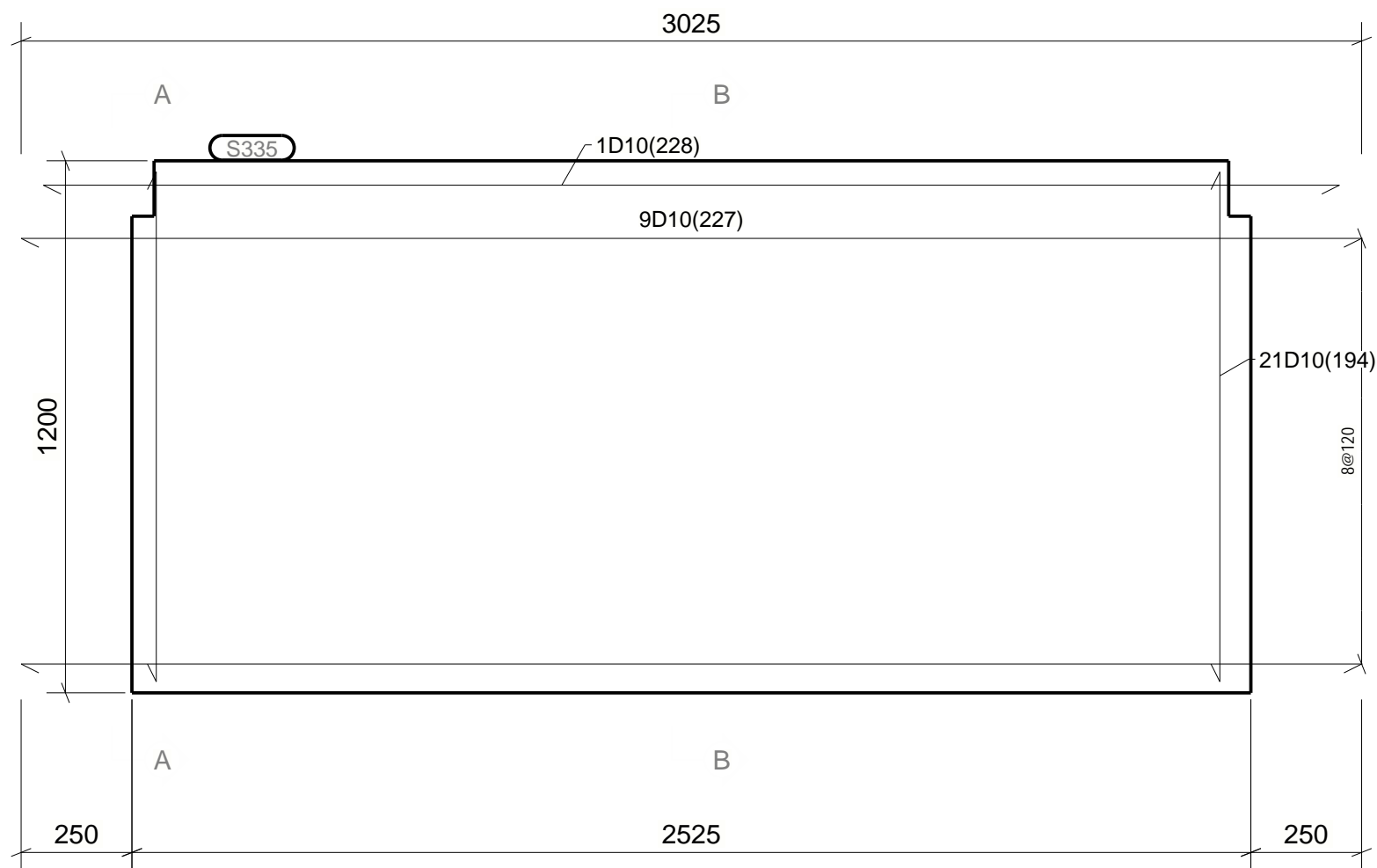
DRAWING NUMBER

REV.

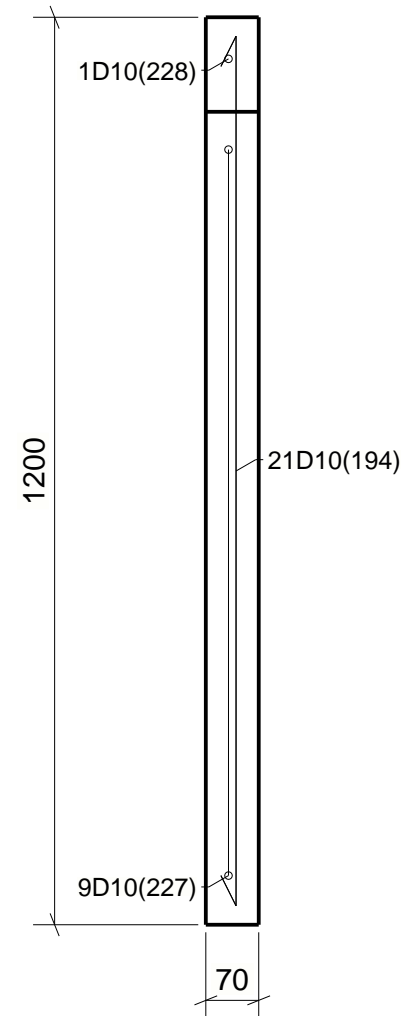
BAR BENDING SCHEDULE		Shape Codes To BS8666: 2005 All Dimension Taken To The Outer Edge										
Bar Mark	Type	Size	Nos	L	Shape Code	Dimensions					Bending Radius	
						a	b	c	d	es	o	
224	D	10	24	100	00	100						0
225	D	10	1	3400	00	3400						0



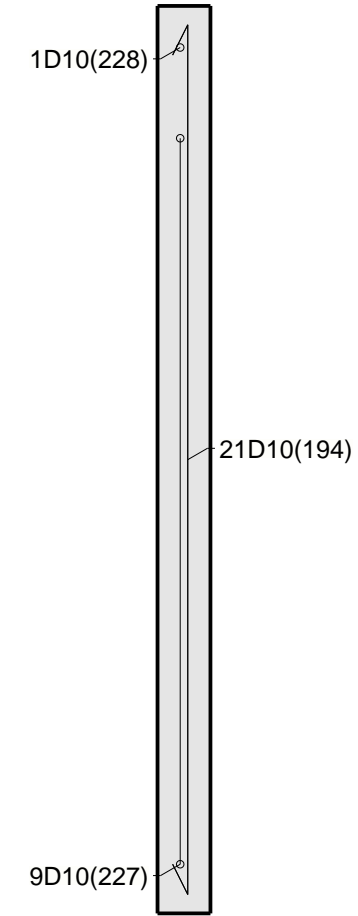
PLAN ( 1:15 )



SIDE ELEVATION ( 1:15 )



A - A ( 1:10 )



B - B ( 1:10 )

REV.	DATE	BY	DESCRIPTION

PROJECT TITLE :

OWNER :

ARCHITECT :

CONSULTANT :

MAIN CONTRACTOR :

PROJECT :

TITLE :  
Tekla Structures Project Name

PRECASTER :

Element Quantity	2
Element Weight (ton)	0.55
Concrete Volume (m3)	0.21
Concrete Grade	C30
Reinf. Bar 6-13 (kg)	33.4
Reinf. Bar 16-40 (kg)	0.0
Reinforcement (kg)	33.4
Reinforcement (kgm <sup>3</sup> )	158.4
Strand (kg)	0.0
Mesh (kg)	0.0

MODELLED BY	MODEL NAME Gedung Kanto***
APPROVED BY	PROJECT ENGINEER
ISSUE DATE	DESIGN ENGINEER
PROJECT NUMBER TS1000	DRAWING NUMBER S335
SCALE 1:15 1:10	REV.

BAR BENDING SCHEDULE							Shape Codes To BS8666: 2005 All Dimension Taken To The Outer Edge					
Bar Mark	Type	Size	Nos	L	Shape Code	Dimensions				Bending Radius		
						A	B	C	D		ER	
194	D	10	21	1150	00	1150					O	
227	D	10	9	3020	00	3025					O	
228	D	10	1	2920	00	2925					O	

REV.	DATE	BY	DESCRIPTION

PROJECT TITLE :

OWNER :

ARCHITECT :

CONSULTANT :

MAIN CONTRACTOR :

PROJECT :

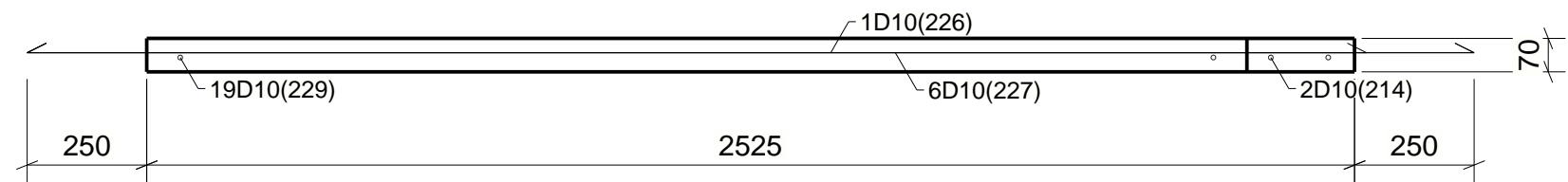
TITLE :  
Tekla Structures Project Name

PRECASTER :

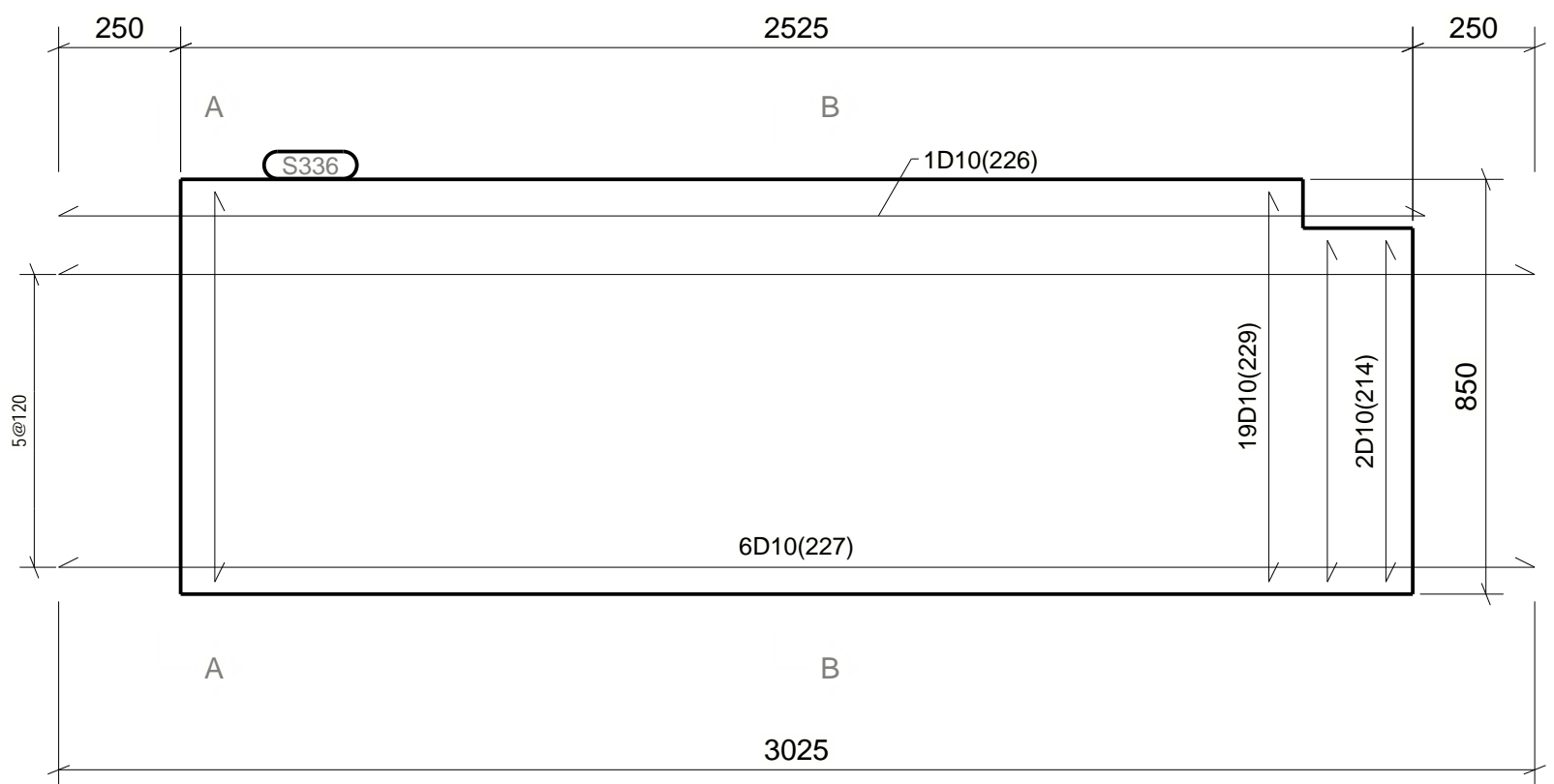
MODELLED BY	MODEL NAME	Gedung Kanto***
SCALE	1:15 1:10	
APPROVED BY	PROJECT ENGINEER	
ISSUE DATE	DESIGN ENGINEER	
PROJECT NUMBER	DRAWING NUMBER	REV.
TS1000	S336	

Element Quantity	1
Element Weight (ton)	0.39
Concrete Volume (m3)	0.15
Concrete Grade	C30
Reinf. Bar 6-13 (kg)	23.1
Reinf. Bar 16-40 (kg)	0.0
Reinforcement (kg)	23.1
Reinforcement (kgm3)	155.6
Strand (kg)	0.0
Mesh (kg)	0.0

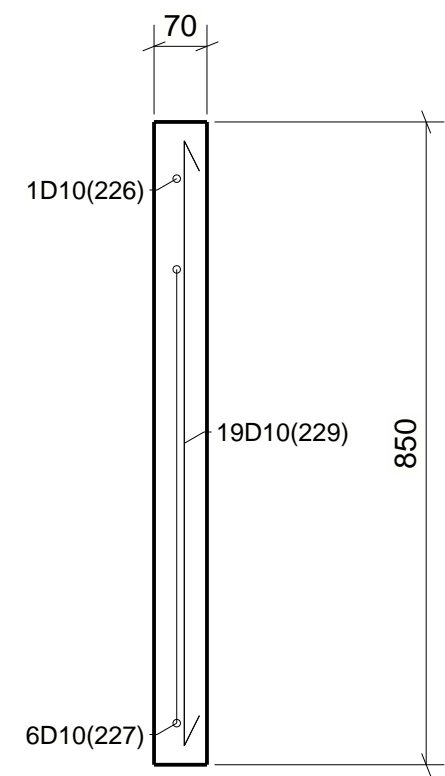
Bar Mark	Type	Size	Nos	L	Shape Code	Dimensions						Bending Radius	
						A	B	C	d	sr	R		
214	D	10	2	700	00	700							0
226	D	10	1	2800	00	2800							0
227	D	10	6	3020	00	3025							0
229	D	10	19	800	00	800							0



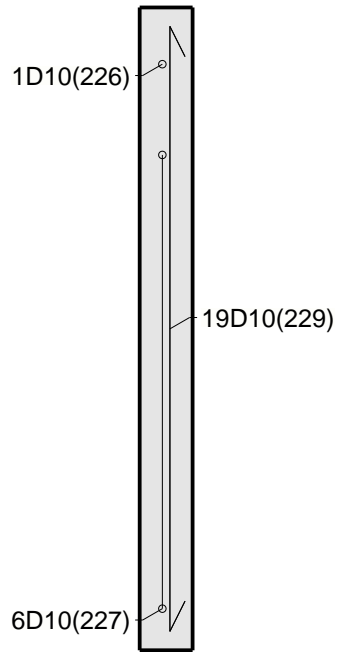
PLAN ( 1:15 )



SIDE ELEVATION ( 1:15 )



A - A ( 1:10 )



B - B ( 1:10 )



REV. DATE BY DESCRIPTION

PROJECT TITLE :

OWNER :

ARCHITECT :

CONSULTANT :

MAIN CONTRACTOR :

PROJECT :

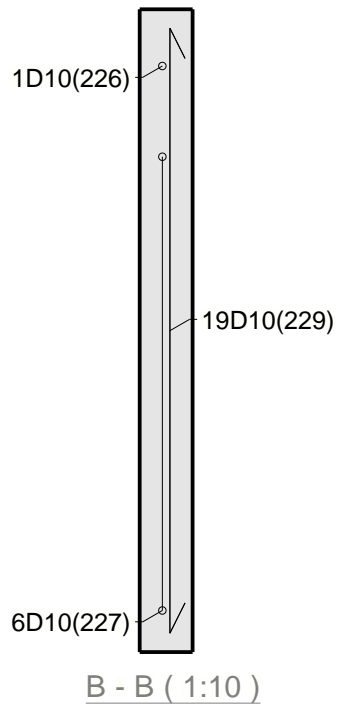

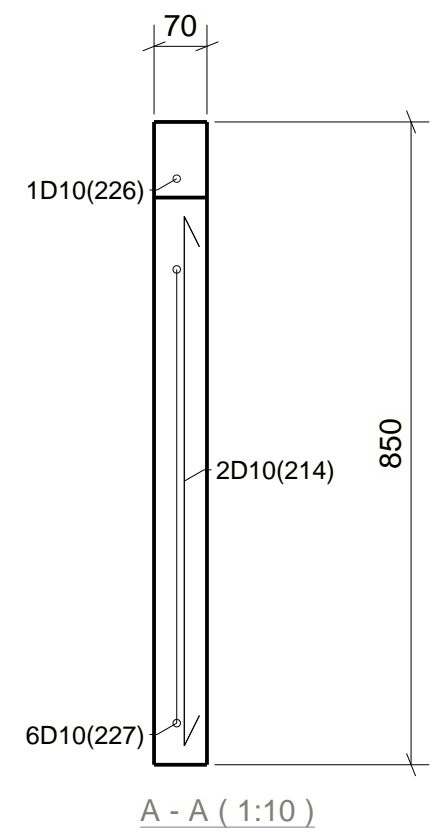
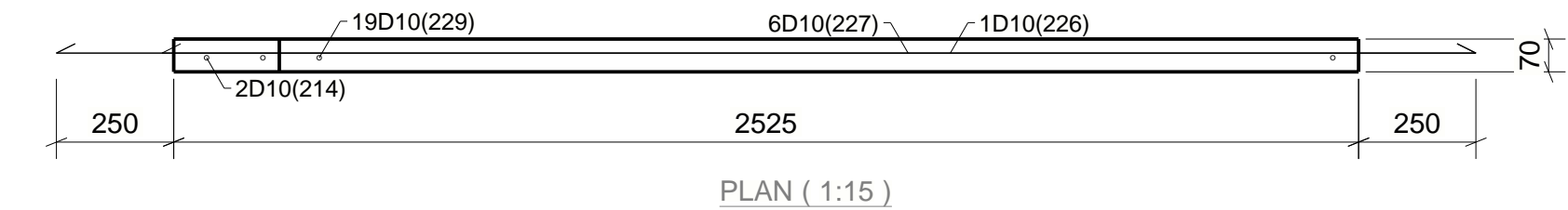
TITLE :  
Tekla Structures Project Name

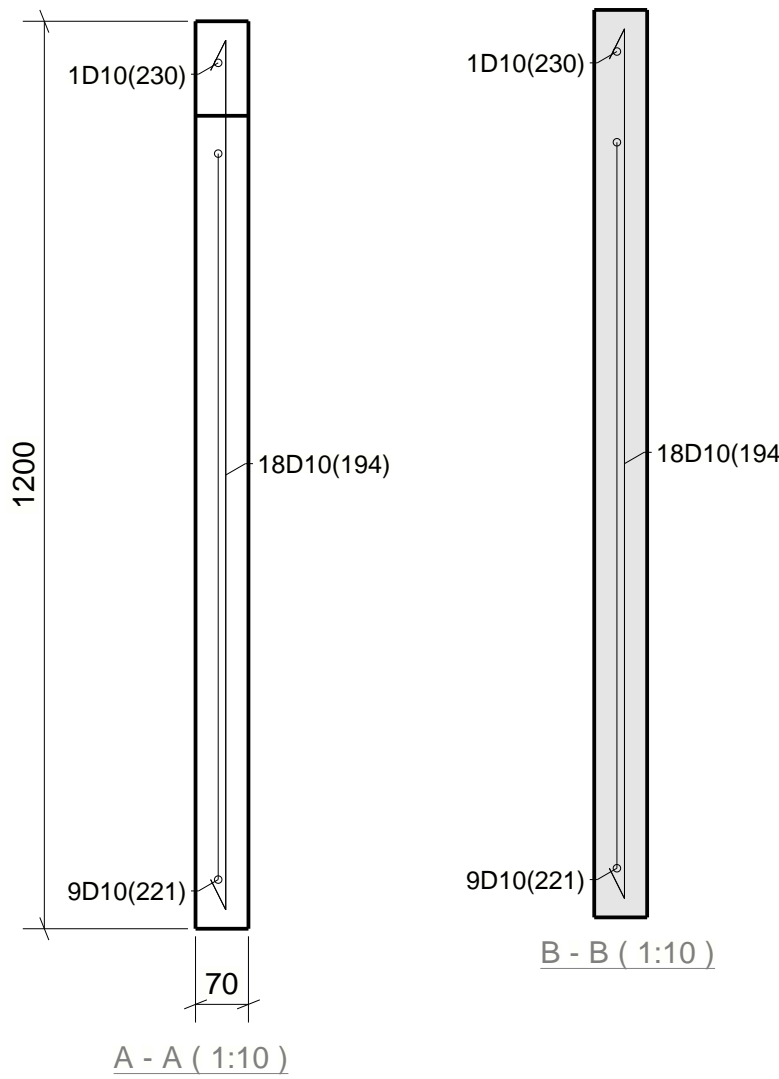
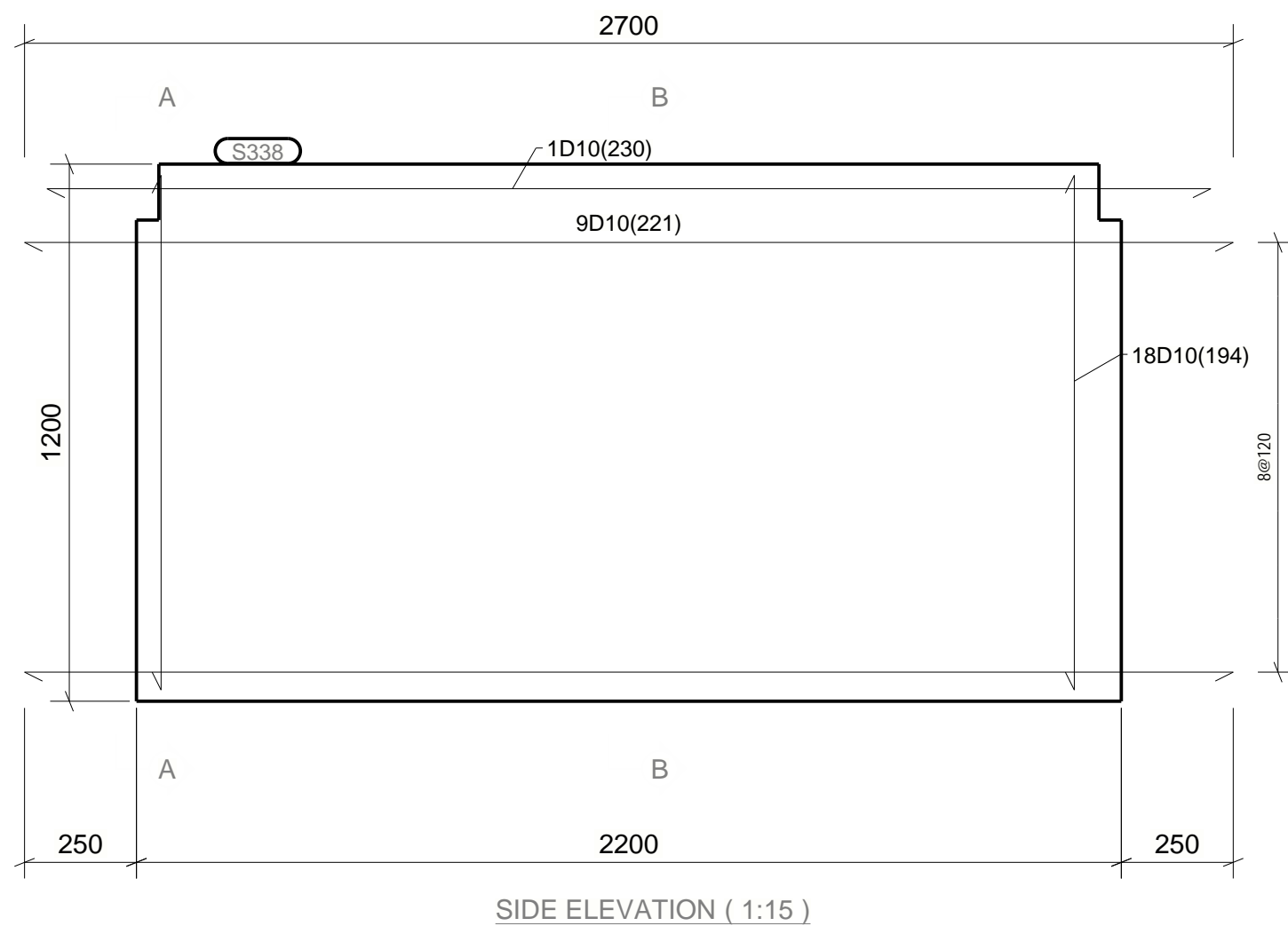
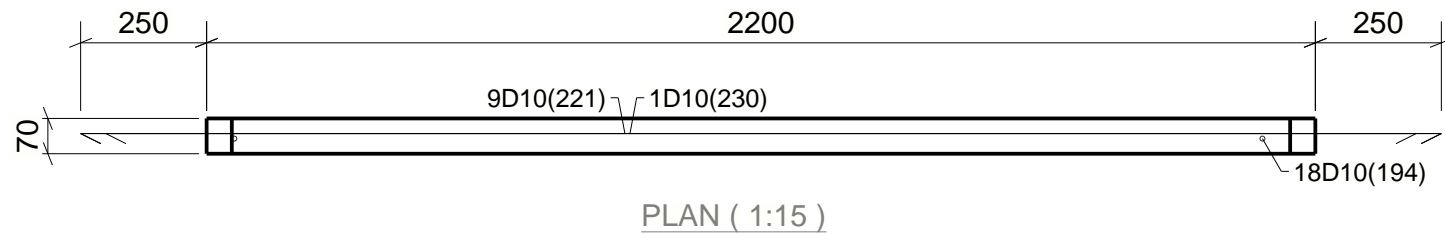
PRECASTER :

MODELLED BY: MODEL NAME Gedung Kanto\*\*\*  
APPROVED BY:  
SCALE 1:15 1:10  
PROJECT ENGINEER  
ISSUE DATE: DESIGN ENGINEER  
PROJECT NUMBER TS1000 DRAWING NUMBER S337 REV.

Element Quantity	1
Element Weight (ton)	0.39
Concrete Volume (m3)	0.15
Concrete Grade	C30
Reinf. Bar 6-13 (kg)	23.1
Reinf. Bar 16-40 (kg)	0.0
Reinforcement (kg)	23.1
Reinforcement (kgm3)	155.6
Strand (kg)	0.0
Mesh (kg)	0.0

Bar Mark	Type	Size	Nos	L	Shape Code	Shape Codes To BS8666: 2005 All Dimension Taken To The Outer Edge				
						Dimensions			Bending Radius	
						A	B	C	d	sr
214	D	10	2	700	00	700				0
226	D	10	1	2800	00	2800				0
227	D	10	6	3020	00	3025				0
229	D	10	19	800	00	800				0





Element Quantity	1
Element Weight (ton)	0.48
Concrete Volume (m3)	0.18
Concrete Grade	C30
Reinf. Bar 6-13 (kg)	29.3
Reinf. Bar 16-40 (kg)	0.0
Reinforcement (kg)	29.3
Reinforcement (kg/m3)	159.4
Strand (kg)	0.0
Mesh (kg)	0.0

BAR BENDING SCHEDULE

Bar Mark	Type	Size	Nos	L	Shape Code	Dimensions				Bending Radius
						A	B	C	E/R	
194	D	10	18	1150	00	1150				0
221	D	10	9	2700	00	2700				0
230	D	10	1	2600	00	2600				0

REV.	DATE	BY	DESCRIPTION

PROJECT TITLE :

OWNER :

ARCHITECT :

CONSULTANT :

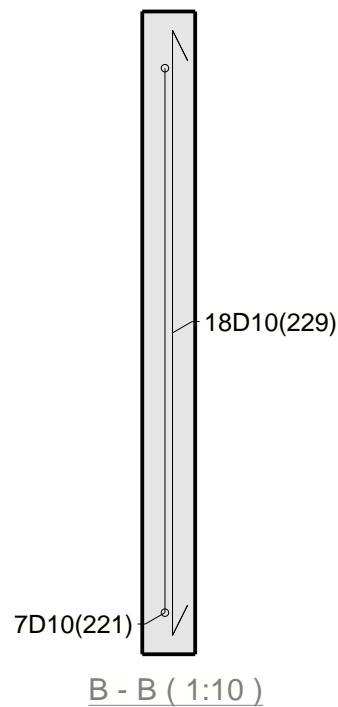
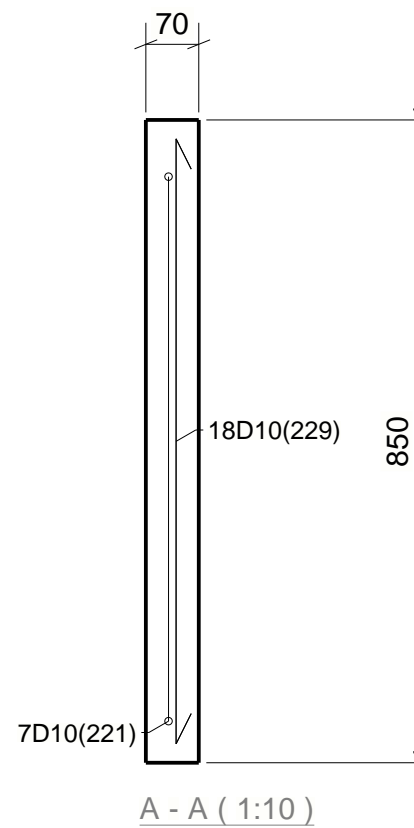
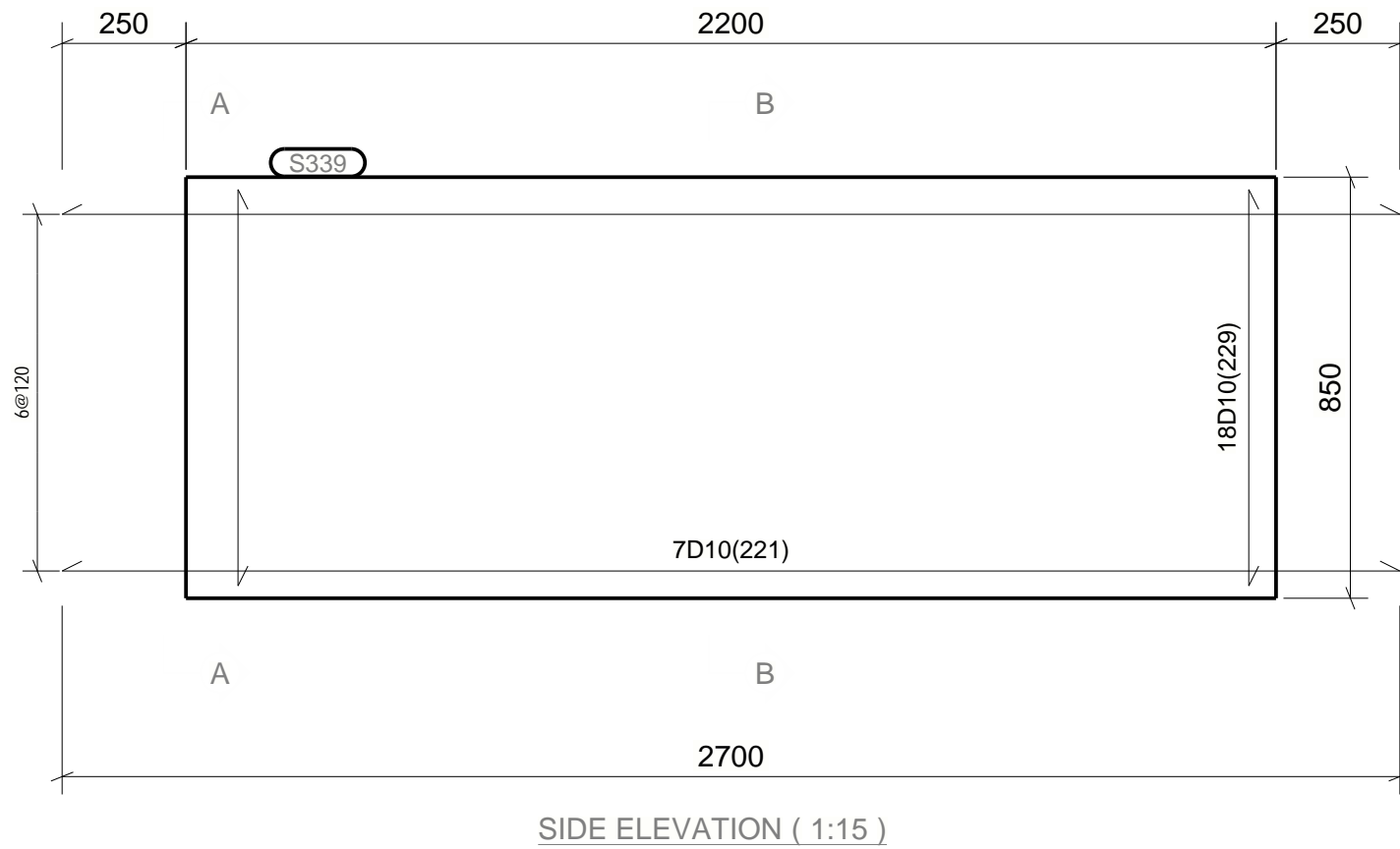
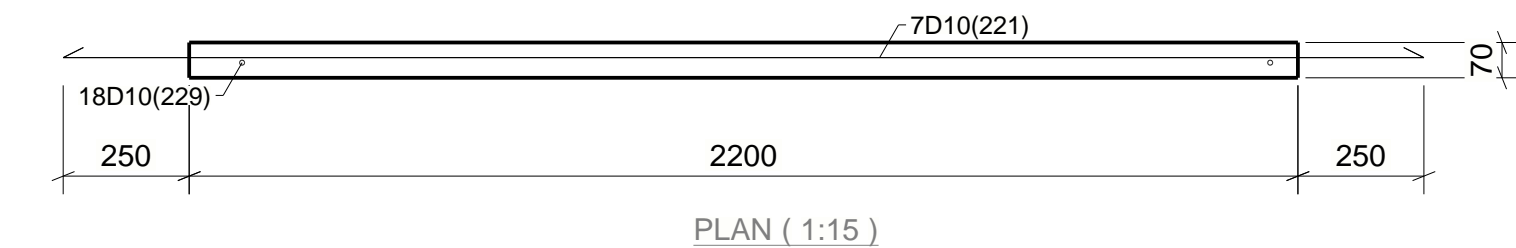
MAIN CONTRACTOR :

PROJECT :

TITLE :  
Tekla Structures Project Name

PRECASTER :

MODELLED BY	MODEL NAME	Gedung Kanto***
APPROVED BY	PROJECT ENGINEER	
ISSUE DATE	DESIGN ENGINEER	
PROJECT NUMBER	DRAWING NUMBER	TS1000 S338
SCALE	1:15 1:10	REV.



REV.	DATE	BY	DESCRIPTION

PROJECT TITLE :

OWNER :

ARCHITECT :

CONSULTANT :

MAIN CONTRACTOR :

PROJECT :

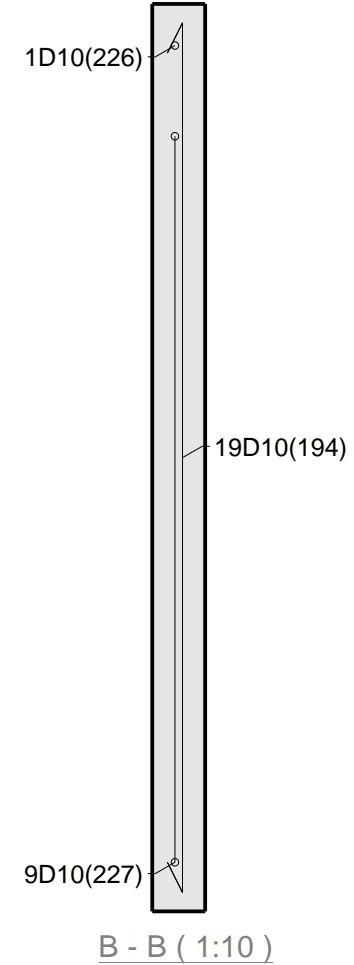
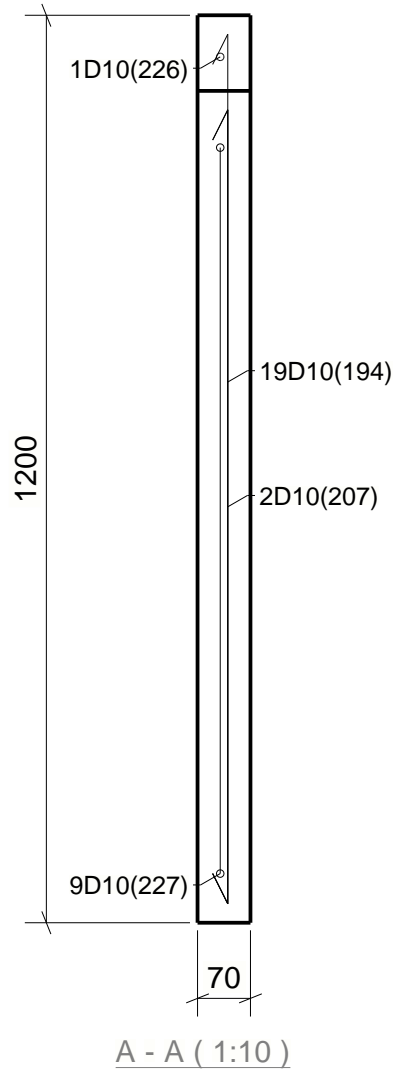
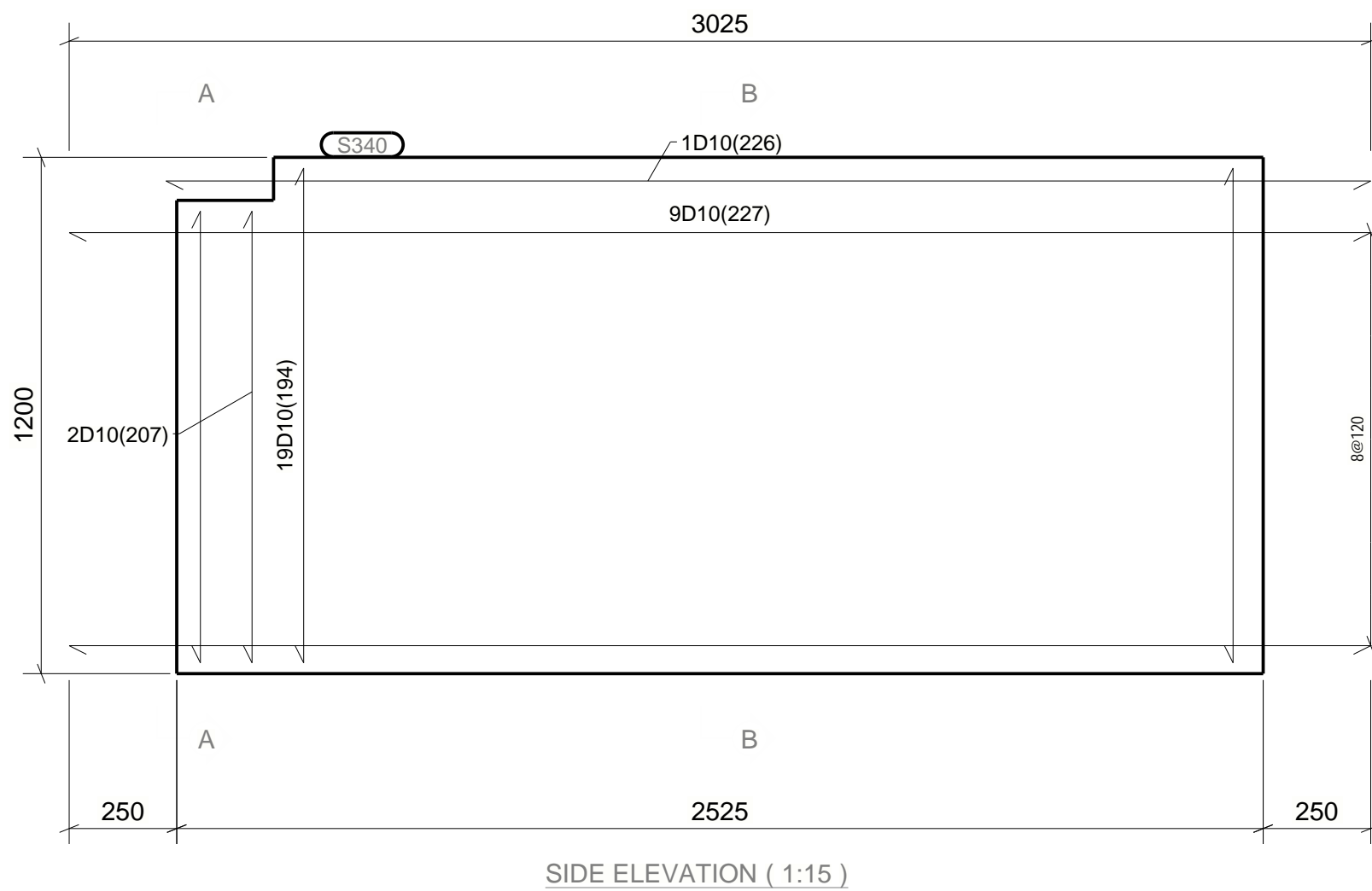
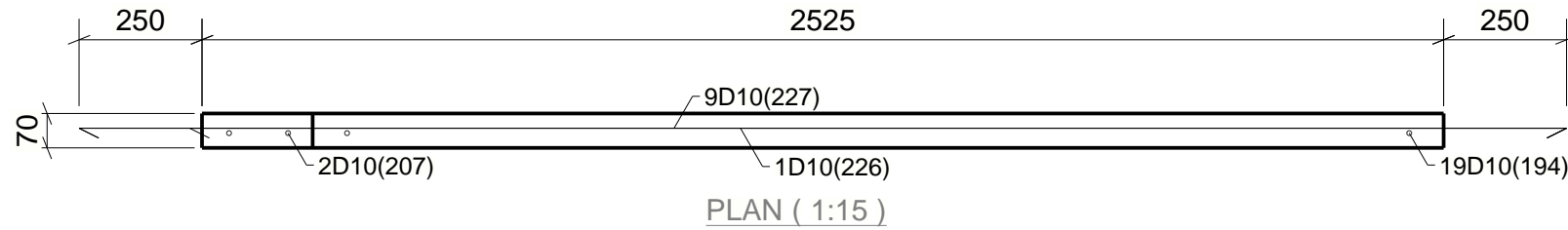
TITLE :  
Tekla Structures Project Name

PRECASTER :

Element Quantity	1
Element Weight (ton)	0.34
Concrete Volume (m3)	0.13
Concrete Grade	C30
Reinf. Bar 6-13 (kg)	20.5
Reinf. Bar 16-40 (kg)	0.0
Reinforcement (kg)	20.5
Reinforcement (kg/m3)	156.7
Strand (kg)	0.0
Mesh (kg)	0.0

MODELLED BY	MODEL NAME	Gedung Kanto***
APPROVED BY	PROJECT ENGINEER	
ISSUE DATE	DESIGN ENGINEER	
PROJECT NUMBER	DRAWING NUMBER	REV.
TS1000	S339	

BAR BENDING SCHEDULE							Shape Codes To BS8666: 2005 All Dimension Taken To The Outer Edge													
Bar Mark	Type	Size	Nos	L	Shape Code	Dimensions					Bending Radius									
						a	b	c	d	ea	r	ra	rb	rc						
221	D	10	7	2700	00	2700						0								
229	D	10	18	800	00	800						0								



REV.	DATE	BY	DESCRIPTION

PROJECT TITLE :

OWNER :

ARCHITECT :

CONSULTANT :

MAIN CONTRACTOR :

PROJECT :

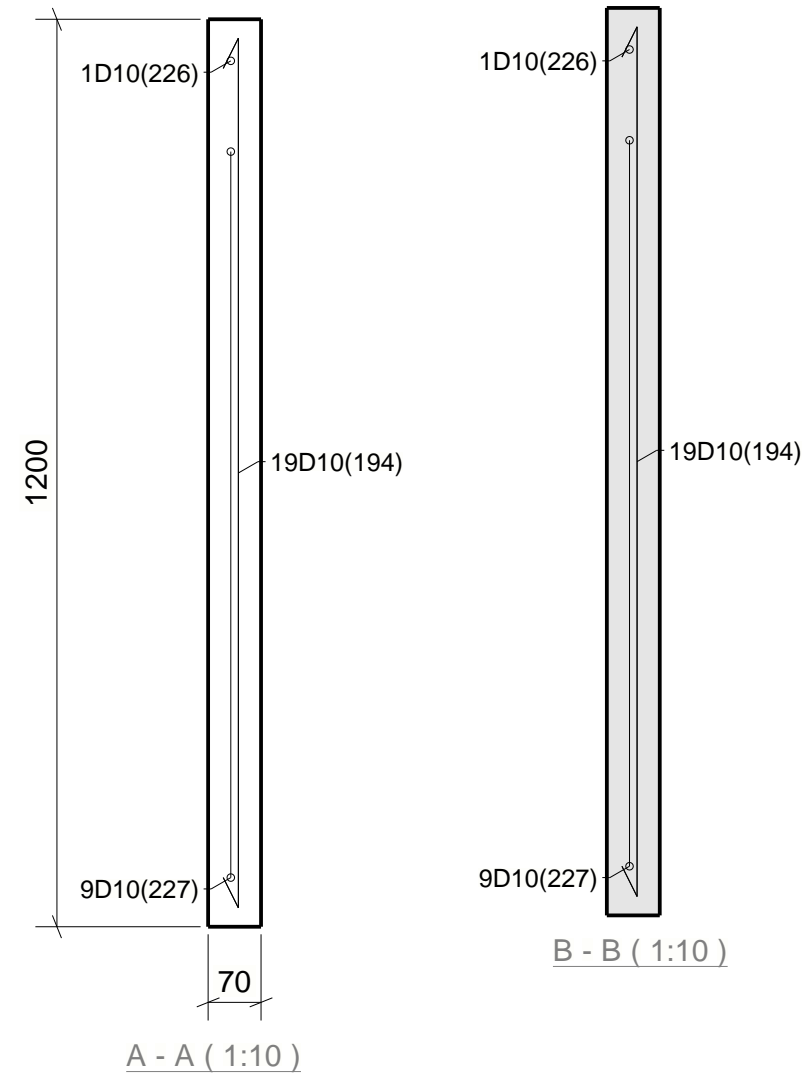
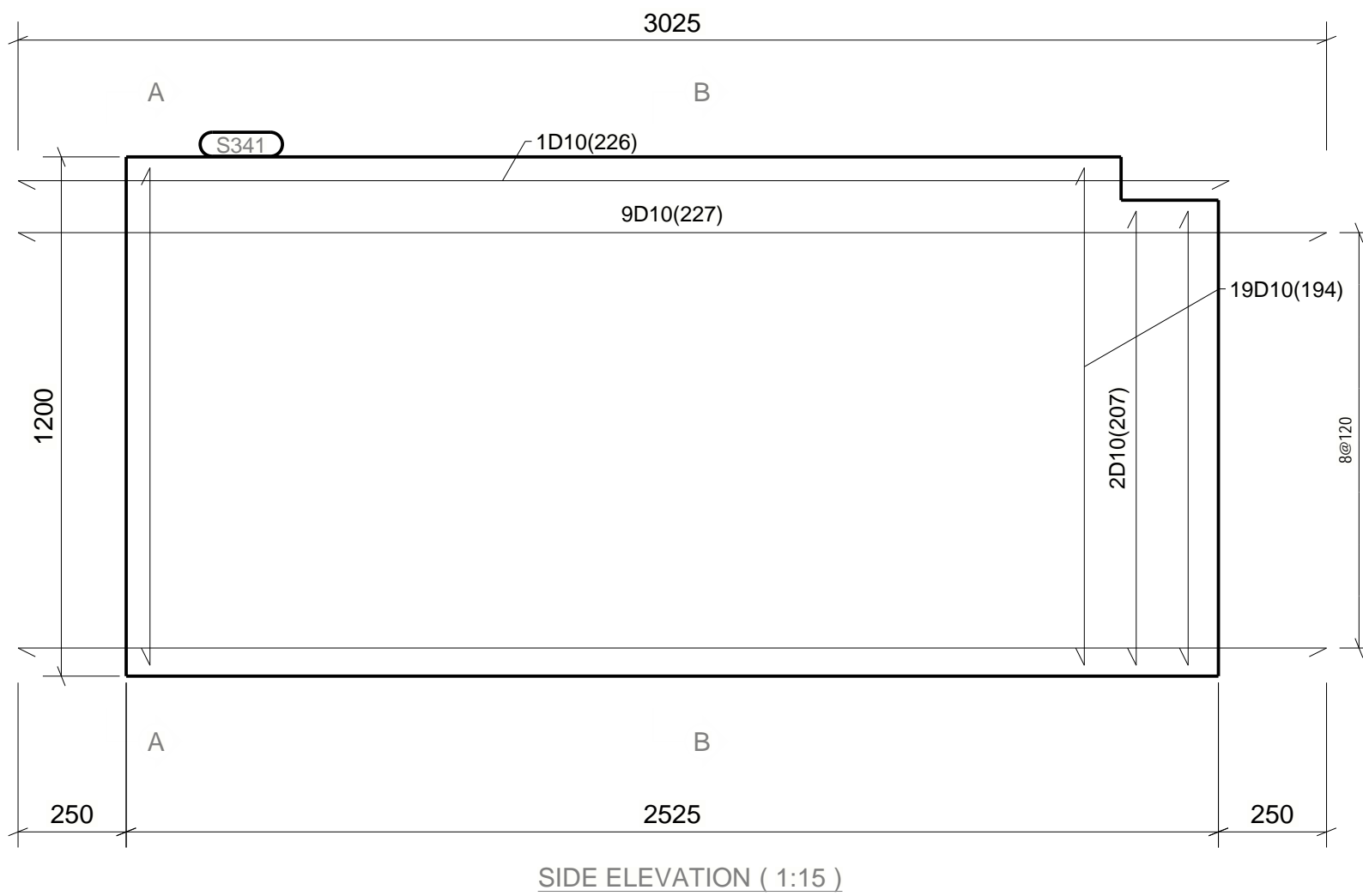
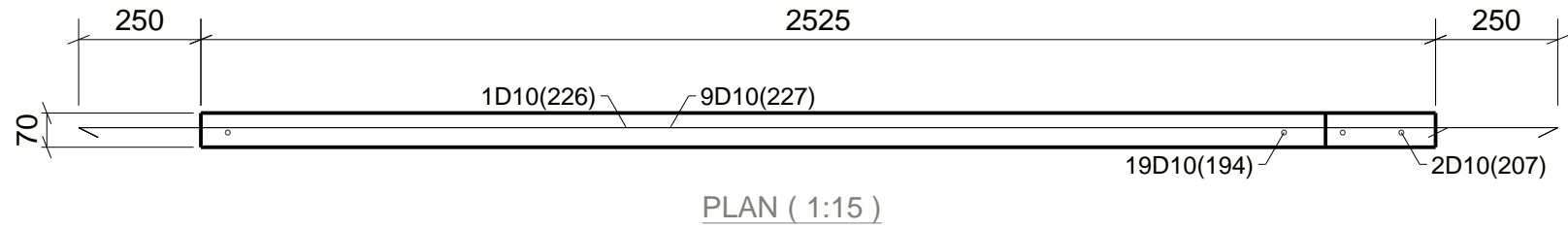
TITLE :  
Tekla Structures Project Name

PRECASTER :

Element Quantity	1
Element Weight (ton)	0.55
Concrete Volume (m3)	0.21
Concrete Grade	C30
Reinf. Bar 6-13 (kg)	33.2
Reinf. Bar 16-40 (kg)	0.0
Reinforcement (kg)	33.2
Reinforcement (kgm3)	157.9
Strand (kg)	0.0
Mesh (kg)	0.0

Bar Mark	Type	Size	Nos	L	Shape Code	Dimensions							
						A	B	C	D	SR	Bending Radius		
194	D	10	19	1150	00	1150							
207	D	10	2	1050	00	1050							
226	D	10	1	2800	00	2800							
227	D	10	9	3020	00	3025							

MODELLED BY	MODEL NAME	Gedung Kanto***
SCALE	1:15	1:10
APPROVED BY	PROJECT ENGINEER	
ISSUE DATE	DESIGN ENGINEER	
PROJECT NUMBER	DRAWING NUMBER	REV.
TS1000	S340	



REV.	DATE	BY	DESCRIPTION
------	------	----	-------------

PROJECT TITLE :

OWNER :

ARCHITECT :

CONSULTANT :

MAIN CONTRACTOR :

PROJECT :

TITLE :  
Tekla Structures Project Name

PRECASTER :

Element Quantity	1
Element Weight (ton)	0.55
Concrete Volume (m3)	0.21
Concrete Grade	C30
Reinf. Bar 6-13 (kg)	33.2
Reinf. Bar 16-40 (kg)	0.0
Reinforcement (kg)	33.2
Reinforcement (kgm3)	157.9
Strand (kg)	0.0
Mesh (kg)	0.0

Bar Mark	Type	Size	Nos	L	Shape Code	Dimensions					Bending Radius
						A	B	C	D	SR	
194	D	10	19	1150	00	1150					0
207	D	10	2	1050	00	1050					0
226	D	10	1	2800	00	2800					0
227	D	10	9	3020	00	3025					0

MODELLED BY	MODEL NAME	Gedung Kanto***
SCALE	1:15	1:10
ISSUE DATE	PROJECT ENGINEER	DESIGN ENGINEER
PROJECT NUMBER	TS1000	DRAWING NUMBER
	S341	REV.

REV. DATE BY DESCRIPTION

PROJECT TITLE :

OWNER :

ARCHITECT :

CONSULTANT :

MAIN CONTRACTOR :

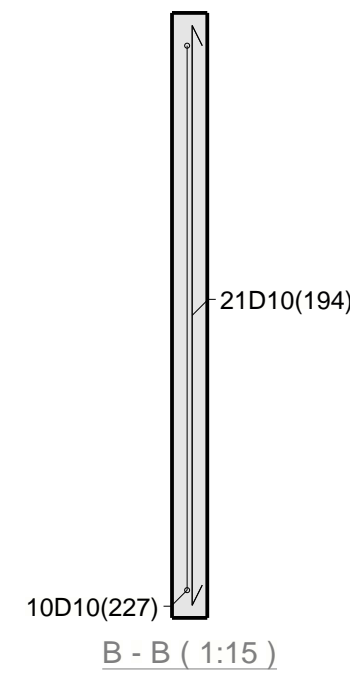
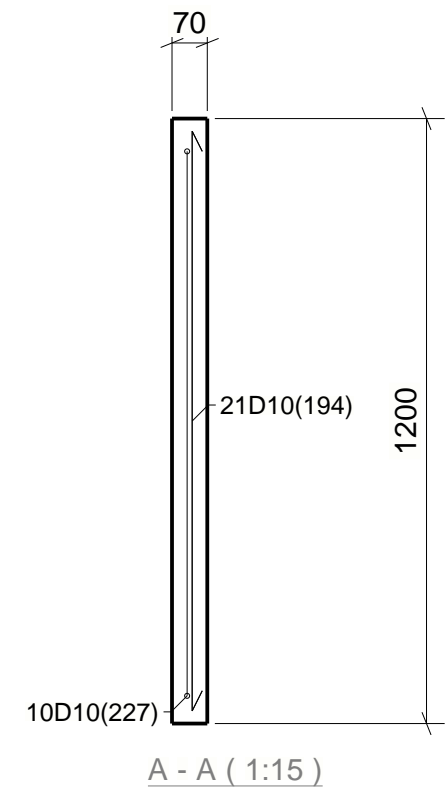
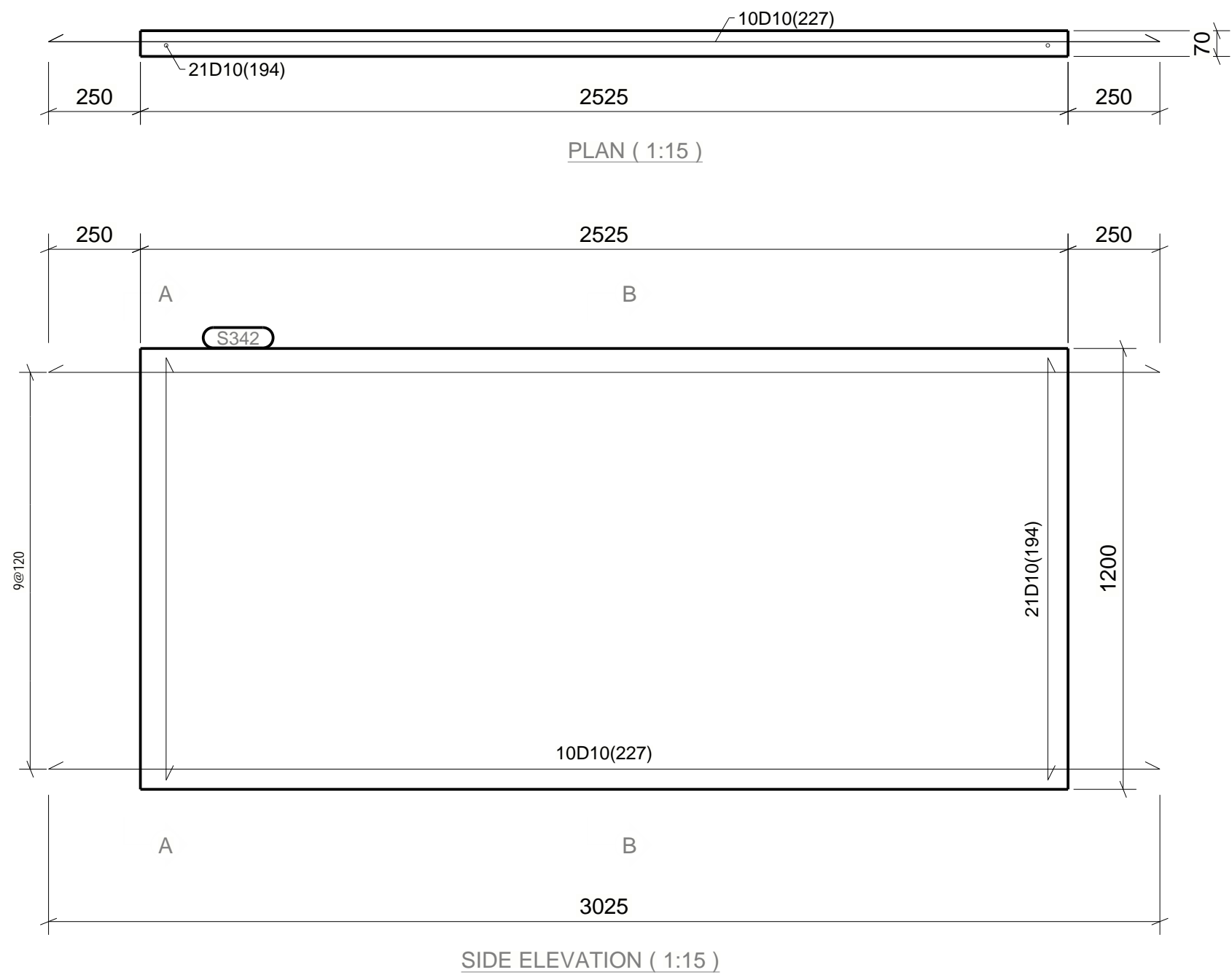
PROJECT :

TITLE :  
Tekla Structures Project Name

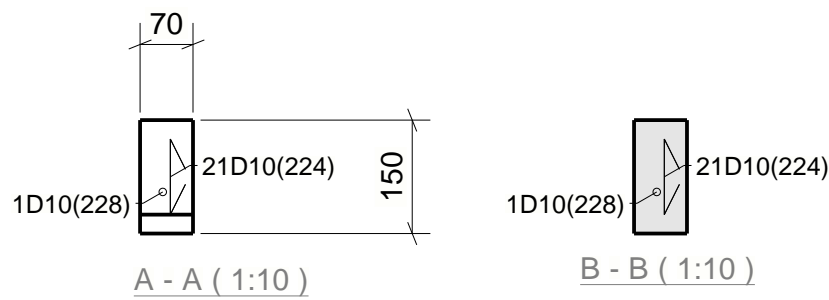
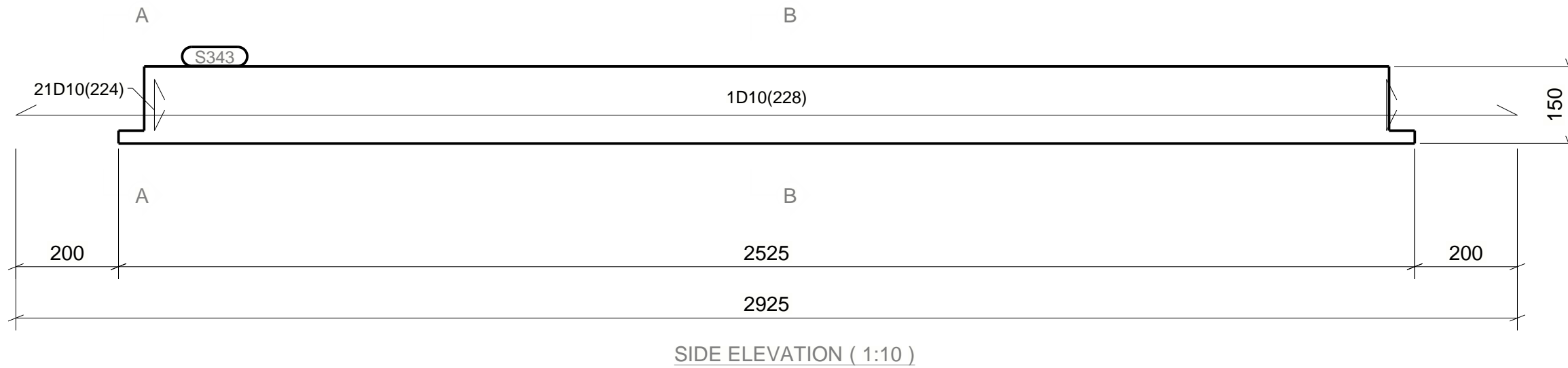
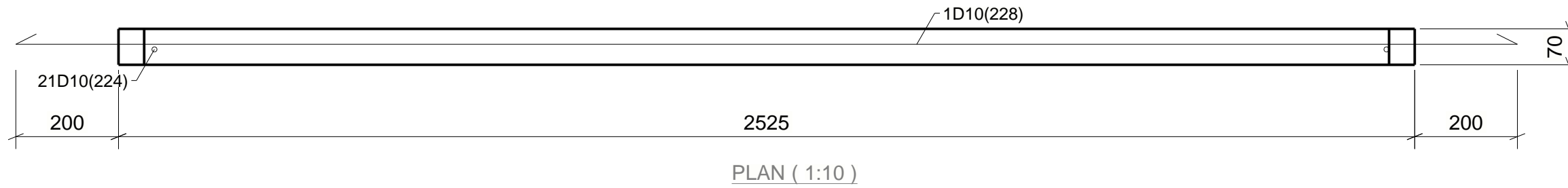
PRECASTER :

Element Quantity	2
Element Weight (ton)	0.55
Concrete Volume (m3)	0.21
Concrete Grade	C30
Reinf. Bar 6-13 (kg)	33.5
Reinf. Bar 16-40 (kg)	0.0
Reinforcement (kg)	33.5
Reinforcement (kg/m3)	158.0
Strand (kg)	0.0
Mesh (kg)	0.0

MODELLED BY	MODEL NAME Gedung Kanto***
APPROVED BY	PROJECT ENGINEER
ISSUE DATE	DESIGN ENGINEER
PROJECT NUMBER	DRAWING NUMBER
TS1000	S342
REV.	



BAR BENDING SCHEDULE						Shape Codes To BS8666: 2005 All Dimension Taken To The Outer Edge					
Bar Mark	Type	Size	Nos	L	Shape Code	Dimensions				Bending Radius	
						a	b	c	d		
194	D	10	21	1150	00	1150				0	
227	D	10	10	3020	00	3025				0	



REV.	DATE	BY	DESCRIPTION

PROJECT TITLE :

OWNER :

ARCHITECT :

CONSULTANT :

MAIN CONTRACTOR :

PROJECT :

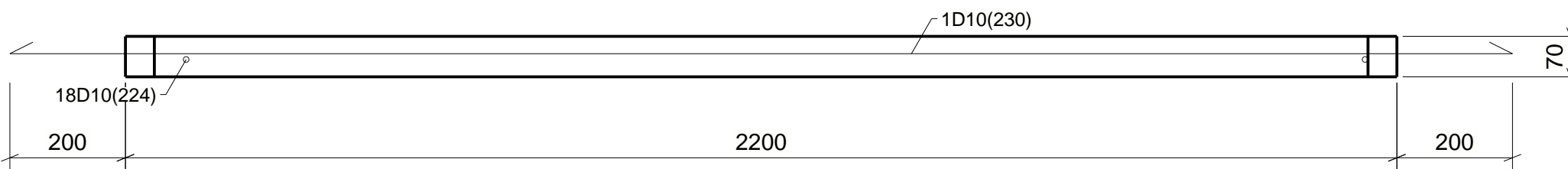
TITLE :  
Tekla Structures Project Name

PRECASTER :

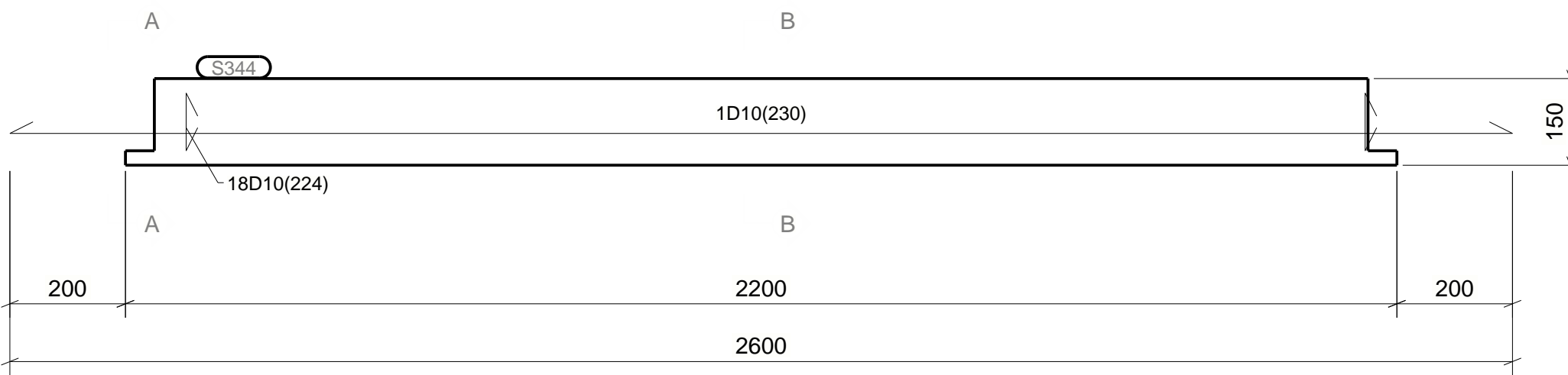
Element Quantity	2
Element Weight (ton)	0.07
Concrete Volume (m3)	0.03
Concrete Grade	C30
Reinf. Bar 6-13 (kg)	3.1
Reinf. Bar 16-40 (kg)	0.0
Reinforcement (kg)	3.1
Reinforcement (kg/m3)	120.7
Strand (kg)	0.0
Mesh (kg)	0.0

MODELLED BY	MODEL NAME	Gedung Kanto***
APPROVED BY	PROJECT ENGINEER	
ISSUE DATE	DESIGN ENGINEER	
PROJECT NUMBER	DRAWING NUMBER	REV.
TS1000	S343	

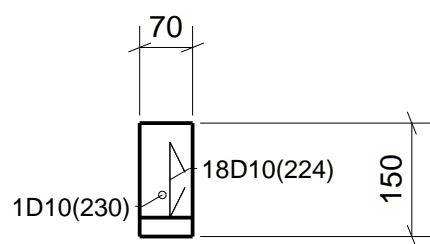
BAR BENDING SCHEDULE							Shape Codes To BS8666: 2005 All Dimension Taken To The Outer Edge							
Bar Mark	Type	Size	Nos	L	Shape Code	Dimensions				Bending Radius				
						a	b	c	d	e	ra	rb		
224	D	10	21	100	00	100					0			
228	D	10	1	2920	00	2925					0			



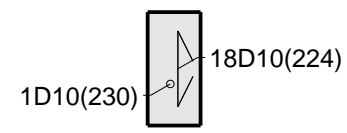
PLAN ( 1:10 )



SIDE ELEVATION ( 1:10 )



A - A ( 1:10 )



B - B ( 1:10 )

REV.	DATE	BY	DESCRIPTION
------	------	----	-------------

PROJECT TITLE :

OWNER :

ARCHITECT :

CONSULTANT :

MAIN CONTRACTOR :

PROJECT :

TITLE :  
Tekla Structures Project Name

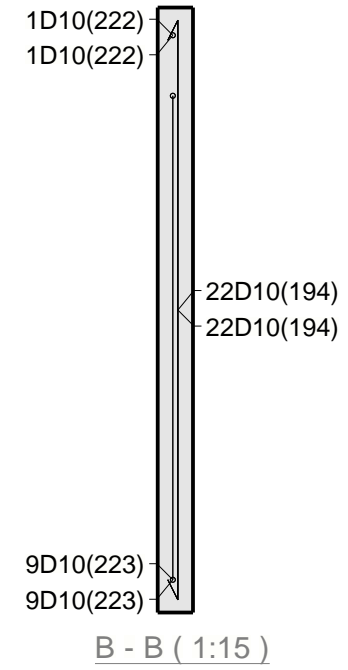
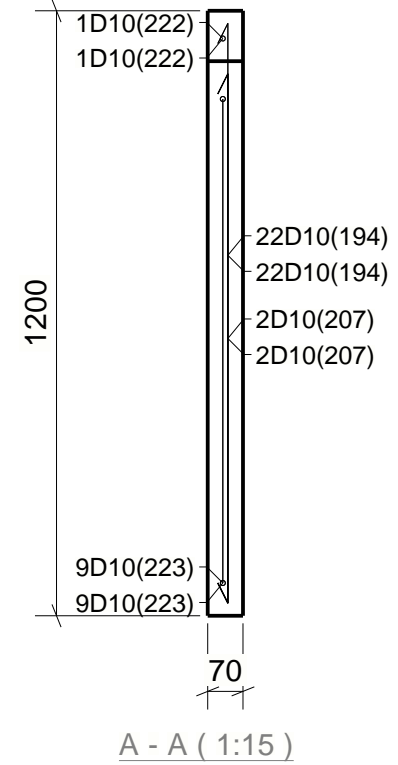

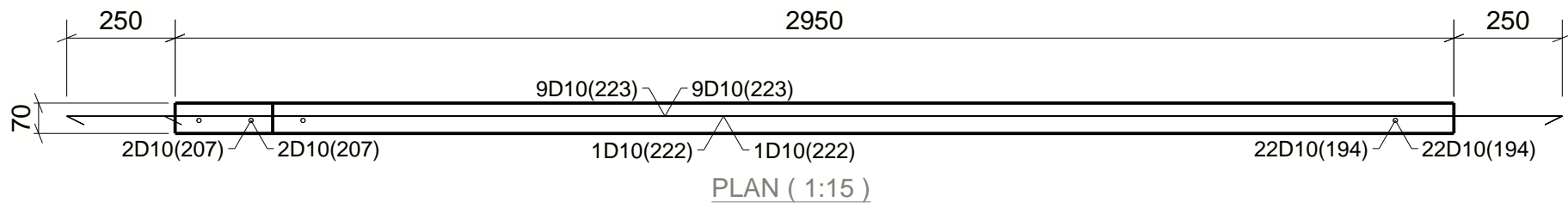
PRECASTER :

Element Quantity	1
Element Weight (ton)	0.06
Concrete Volume (m3)	0.02
Concrete Grade	C30
Reinf. Bar 6-13 (kg)	2.7
Reinf. Bar 16-40 (kg)	0.0
Reinforcement (kg)	2.7
Reinforcement (kg/m3)	122.0
Strand (kg)	0.0
Mesh (kg)	0.0

BAR BENDING SCHEDULE					Shape Codes To BS8666: 2005 All Dimension Taken To The Outer Edge					
Bar Mark	Type	Size	Nos	L	Shape Code	Dimensions				Bending Radius
						A	B	C	D	
224	D	10	18	100	00	100				0
230	D	10	1	2600	00	2600				0

MODELLED BY	MODEL NAME	Gedung Kanto***
APPROVED BY	PROJECT ENGINEER	
ISSUE DATE	DESIGN ENGINEER	
PROJECT NUMBER	DRAWING NUMBER	S.344
TS1000	REV.	





REV.	DATE	BY	DESCRIPTION
------	------	----	-------------

PROJECT TITLE :

OWNER :

ARCHITECT :

CONSULTANT :

MAIN CONTRACTOR :

PROJECT :

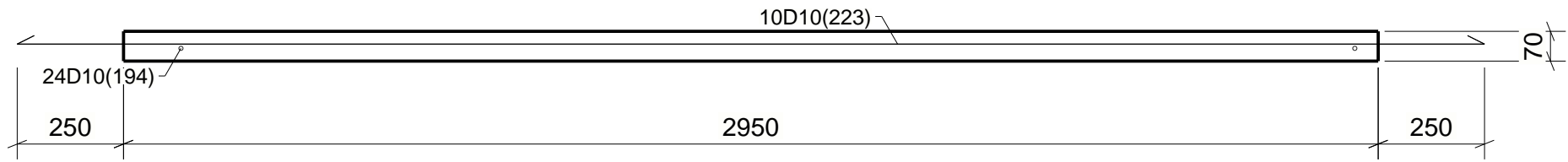
TITLE :  
Tekla Structures Project Name

Element Quantity	1
Element Weight (ton)	0.68
Concrete Volume (m3)	0.25
Concrete Grade	C30
Reinf. Bar 6-13 (kg)	76.0
Reinf. Bar 16-40 (kg)	0.0
Reinforcement (kg)	76.0
Reinforcement (kgm3)	308.6
Strand (kg)	0.0
Mesh (kg)	0.0


PRECASTER :

BAR BENDING SCHEDULE						Shape Codes To BS8666: 2005 All Dimension Taken To The Outer Edge						
Bar Mark	Type	Size	Nos	L	Shape Code	Dimensions				Bending Radius		
						A	B	C	D			
194	D	10	44	1150	00	1150				0	0	
207	D	10	4	1050	00	1050				0	0	
222	D	10	2	3220	00	3225				0	0	
223	D	10	18	3450	00	3450				0	0	

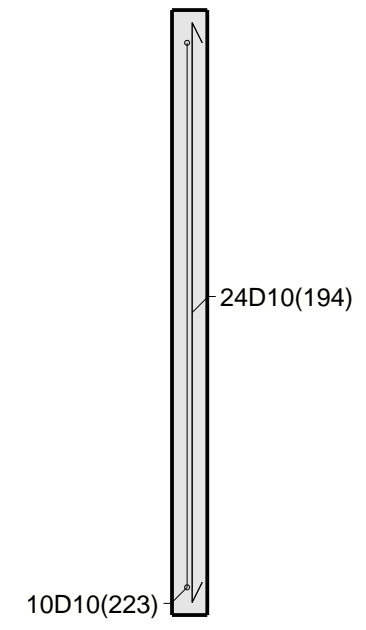
MODELLED BY	MODEL NAME Gedung Kanto***	APPROVED BY	PROJECT ENGINEER
SCALE 1:15	ISSUE DATE	DESIGN ENGINEER	
PROJECT NUMBER TS1000	DRAWING NUMBER S345	REV.	



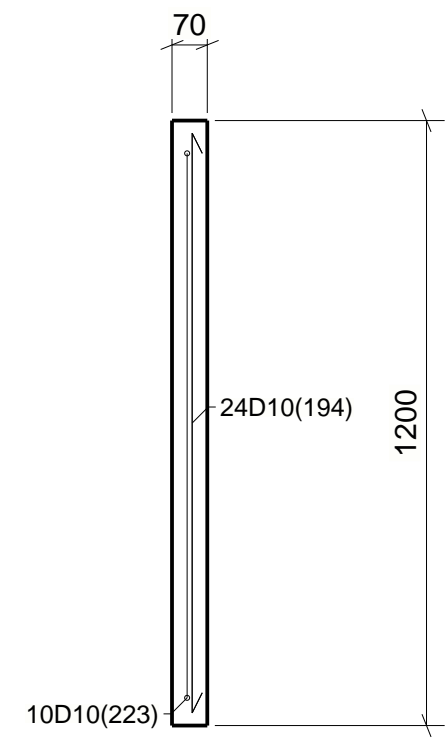
PLAN ( 1:15 )



SIDE ELEVATION ( 1:15 )



B - B ( 1:15 )



A - A ( 1:15 )

REV.	DATE	BY	DESCRIPTION

PROJECT TITLE :

OWNER :

ARCHITECT :

CONSULTANT :

MAIN CONTRACTOR :

PROJECT :

TITLE :  
Tekla Structures Project Name

PRECASTER :

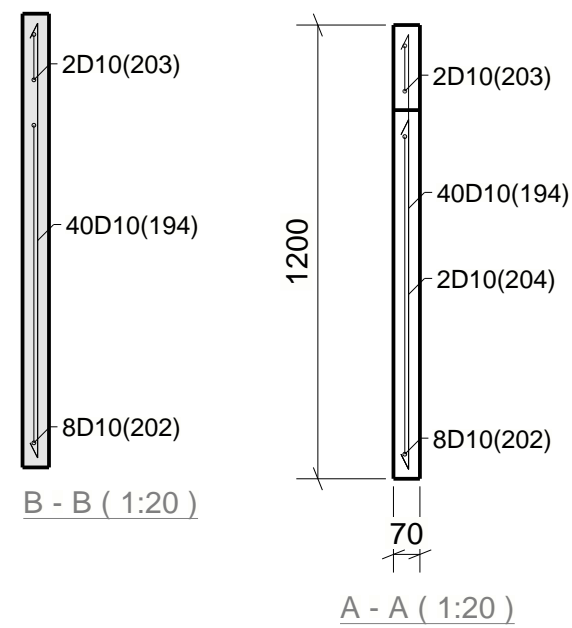
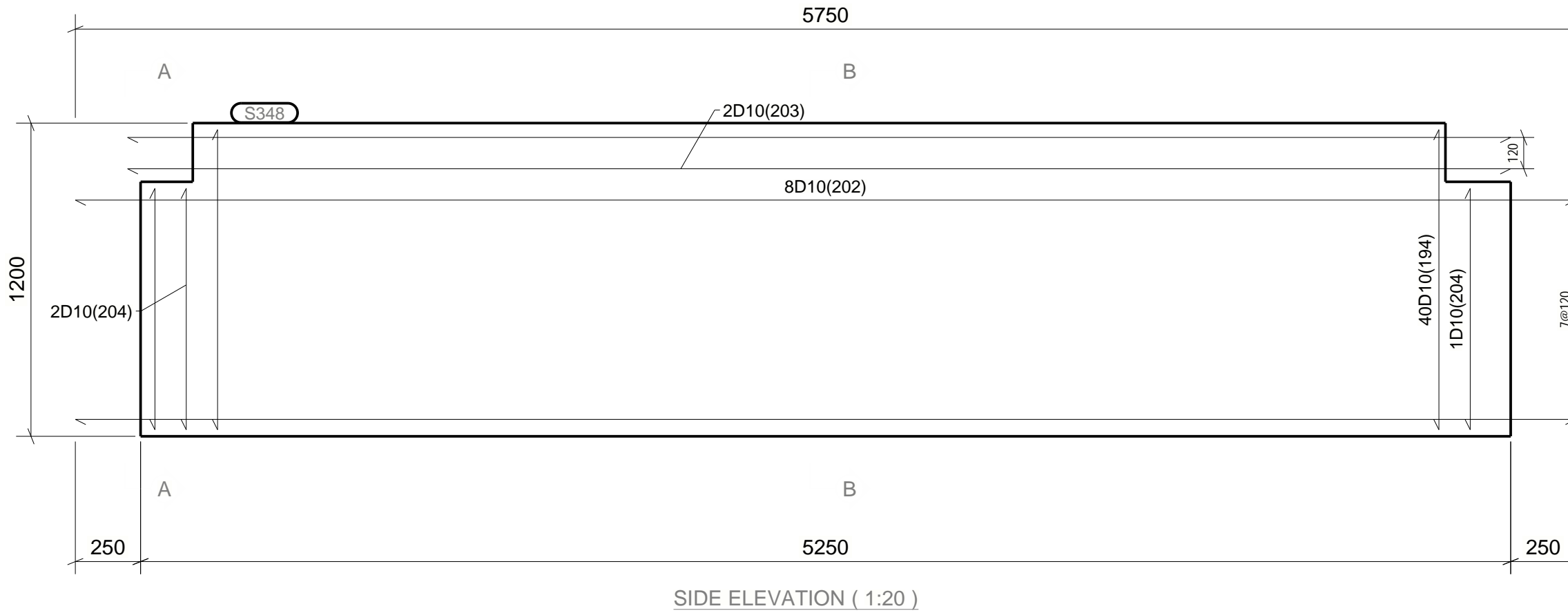
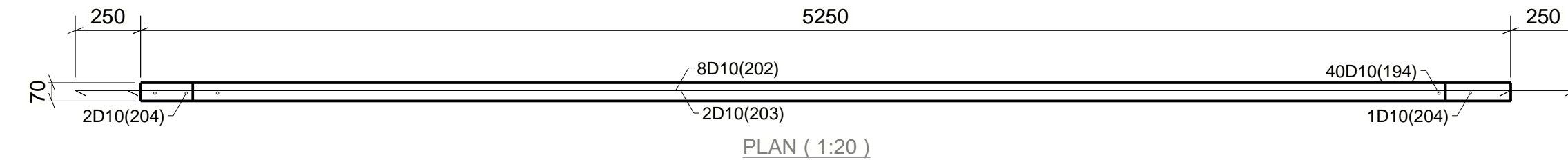
Element Quantity	1
Element Weight (ton)	0.64
Concrete Volume (m3)	0.25
Concrete Grade	C30
Reinf. Bar 6-13 (kg)	38.3
Reinf. Bar 16-40 (kg)	0.0
Reinforcement (kg)	38.3
Reinforcement (kg/m3)	154.4
Strand (kg)	0.0
Mesh (kg)	0.0

Bar Mark	Type	Size	Nos	L	Shape Code	Dimensions					Bending Radius
						a	b	c	d	es	
194	D	10	24	1150	00	1150					0
223	D	10	10	3450	00	3450					0

Shape Codes To BS8666: 2005 All Dimension Taken To The Outer Edge

MODELLED BY	MODEL NAME	Gedung Kanto***
APPROVED BY	PROJECT ENGINEER	
ISSUE DATE	DESIGN ENGINEER	
PROJECT NUMBER	DRAWING NUMBER	REV.
TS1000	S346	





REV.	DATE	BY	DESCRIPTION

PROJECT TITLE :

OWNER :

ARCHITECT :

CONSULTANT :

MAIN CONTRACTOR :

PROJECT :

TITLE :  
Tekla Structures Project Name

PRECASTER :

Element Quantity	2
Element Weight (ton)	1.13
Concrete Volume (m3)	0.43
Concrete Grade	C30
Reinf. Bar 6-13 (kg)	64.9
Reinf. Bar 16-40 (kg)	0.0
Reinforcement (kg)	64.9
Reinforcement (kgm3)	149.6
Strand (kg)	0.0
Mesh (kg)	0.0

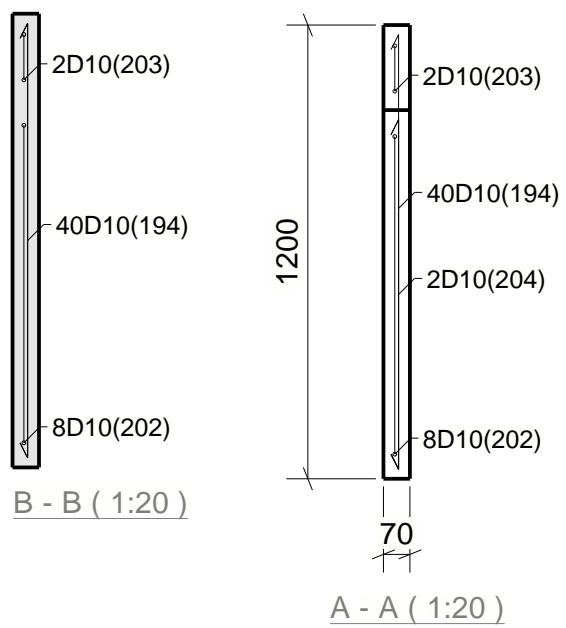
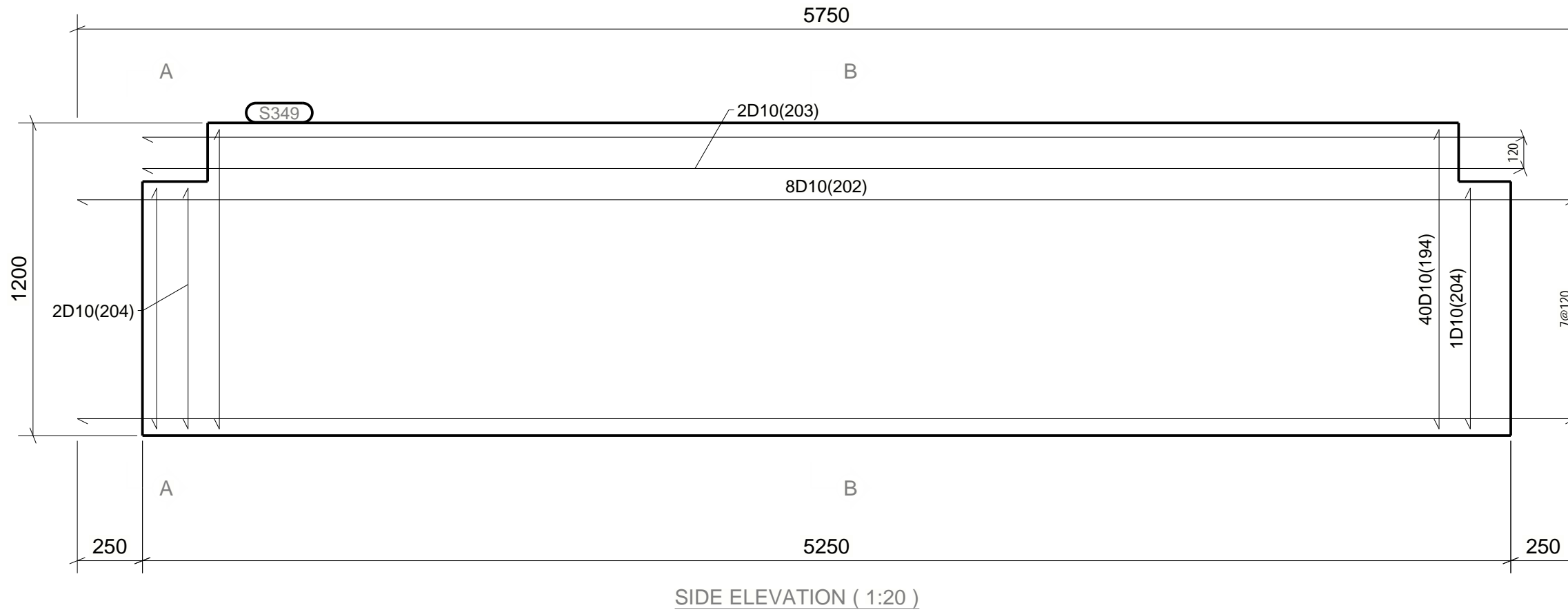
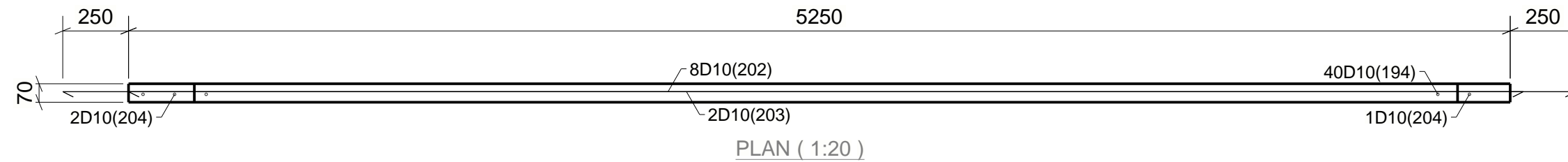
MODELLED BY: MODEL NAME: Gedung Kanto\*\*\*

SCALE: 1:20 APPROVED BY:

ISSUE DATE: PROJECT ENGINEER

PROJECT NUMBER: TS1000 DRAWING NUMBER: S348 REV.

Bar Mark	Type	Size	Nos	L	Shape Code	Shape Codes To BS8666: 2005 All Dimension Taken To The Outer Edge						
						Dimensions						
						A	B	C	d	sr	Bending Radius	
194	D	10	40	1150	00	1150					0	
202	D	10	8	5750	00	5750					0	
203	D	10	2	5300	00	5300					0	
204	D	10	3	920	00	925					0	



REV.	DATE	BY	DESCRIPTION

PROJECT TITLE :

OWNER :

ARCHITECT :

CONSULTANT :

MAIN CONTRACTOR :

PROJECT :

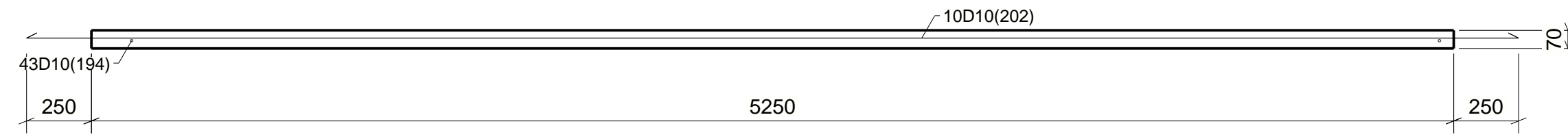
TITLE :  
Tekla Structures Project Name

PRECASTER :

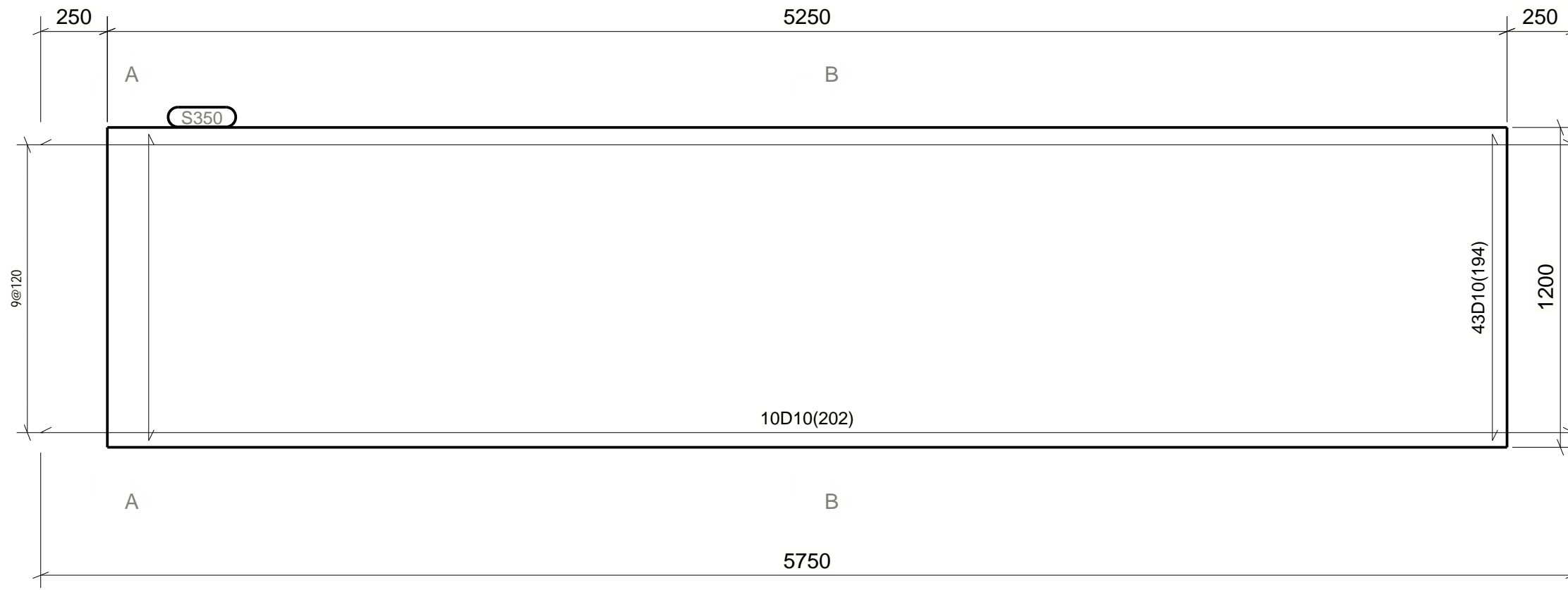
Element Quantity	2
Element Weight (ton)	1.13
Concrete Volume (m3)	0.43
Concrete Grade	C30
Reinf. Bar 6-13 (kg)	64.9
Reinf. Bar 16-40 (kg)	0.0
Reinforcement (kg)	64.9
Reinforcement (kg/m3)	149.6
Strand (kg)	0.0
Mesh (kg)	0.0

Bar Mark	Type	Size	Nos	L	Shape Code	Shape Codes To BS8666: 2005 All Dimension Taken To The Outer Edge					
						Dimensions					
						A	B	C	D	SR	Bending Radius
194	D	10	40	1150	00	1150				0	0
202	D	10	8	5750	00	5750				0	0
203	D	10	2	5300	00	5300				0	0
204	D	10	3	920	00	925				0	0

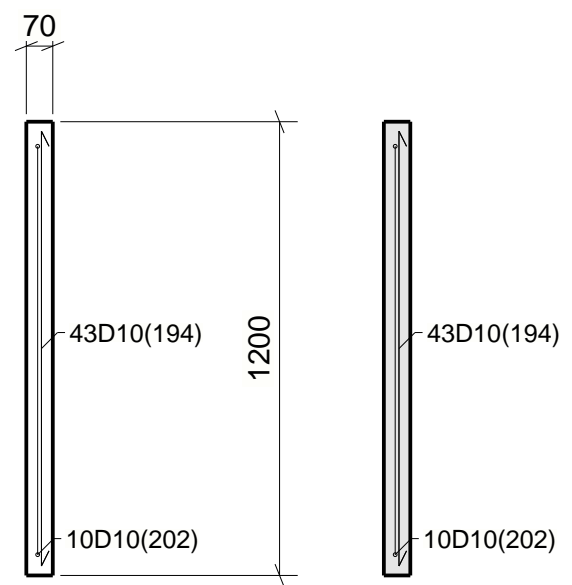
MODELLED BY	MODEL NAME	Gedung Kanto***
SCALE	1:20	
ISSUE DATE	PROJECT ENGINEER	
PROJECT NUMBER	DESIGN ENGINEER	
TS1000	DRAWING NUMBER	S349
	REV.	



PLAN ( 1:20 )



SIDE ELEVATION ( 1:20 )



A - A ( 1:20 )

B - B ( 1:20 )

REV.	DATE	BY	DESCRIPTION

PROJECT TITLE :

OWNER :

ARCHITECT :

CONSULTANT :

MAIN CONTRACTOR :

PROJECT :

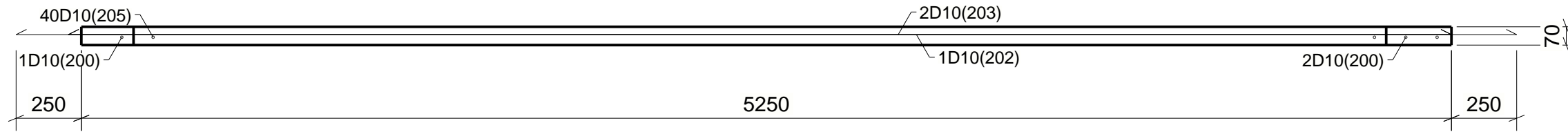
TITLE :  
Tekla Structures Project Name

PRECASTER :


Element Quantity	12
Element Weight (ton)	1.15
Concrete Volume (m <sup>3</sup> )	0.44
Concrete Grade	C30
Reinf. Bar 6-13 (kg)	65.9
Reinf. Bar 16-40 (kg)	0.0
Reinforcement (kg)	65.9
Reinforcement (kg/m <sup>3</sup> )	149.4
Strand (kg)	0.0
Mesh (kg)	0.0

BAR BENDING SCHEDULE							Shape Codes To BS8666: 2005 All Dimension Taken To The Outer Edge						
Bar Mark	Type	Size	Nos	L	Shape Code	Dimensions					Bending Radius		
						a	b	c	d	es			
194	D	10	43	1150	00	1150					0		
202	D	10	10	5750	00	5750					0		

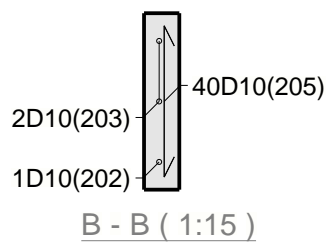
MODELLED BY	MODEL NAME	Gedung Kanto***
APPROVED BY	PROJECT ENGINEER	
ISSUE DATE	DESIGN ENGINEER	
PROJECT NUMBER	DRAWING NUMBER	TS1000 S350
	REV.	



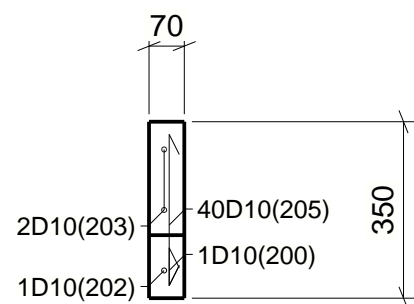
PLAN ( 1:20 )



SIDE ELEVATION ( 1:20 )



B - B ( 1:15 )



A - A ( 1:15 )

Element Quantity	1
Element Weight (ton)	0.32
Concrete Volume (m3)	0.12
Concrete Grade	C30
Reinf. Bar 6-13 (kg)	17.6
Reinf. Bar 16-40 (kg)	0.0
Reinforcement (kg)	17.6
Reinforcement (kg/m3)	144.8
Strand (kg)	0.0
Mesh (kg)	0.0

BAR BENDING SCHEDULE							Shape Codes To BS8666: 2005 All Dimension Taken To The Outer Edge				
Bar Mark	Type	Size	Nos	L	Shape Code	Dimensions					Bending Radius
						A	B	C	D	ER	
128	D	13	0	0	?						0
200	D	10	3	70	00	75					0
202	D	10	1	5750	00	5750					0
203	D	10	2	5300	00	5300					0
205	D	10	40	300	00	300					0

REV. DATE BY DESCRIPTION

PROJECT TITLE :

OWNER :

ARCHITECT :

CONSULTANT :

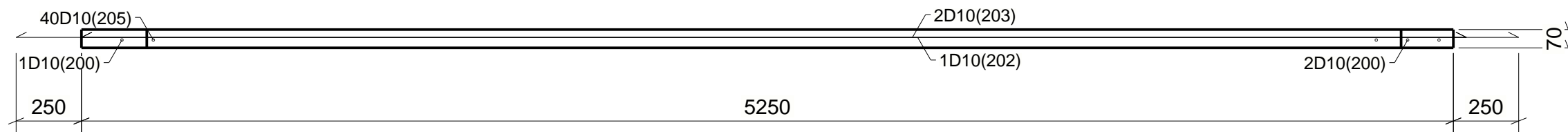
MAIN CONTRACTOR :

PROJECT :


TITLE :  
Tekla Structures Project Name

PRECASTER :

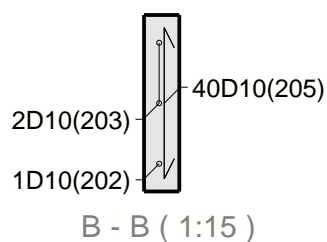
MODELLED BY	MODEL NAME	Gedung Kanto***
APPROVED BY	PROJECT ENGINEER	
ISSUE DATE	DESIGN ENGINEER	
PROJECT NUMBER	DRAWING NUMBER	REV.
TS1000	S351	



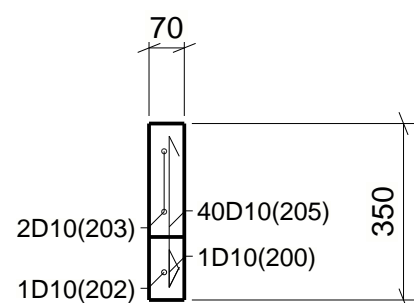
PLAN ( 1:20 )



SIDE ELEVATION ( 1:20 )



B - B ( 1:15 )



A - A ( 1:15 )

Element Quantity	1
Element Weight (ton)	0.32
Concrete Volume (m3)	0.12
Concrete Grade	C30
Reinf. Bar 6-13 (kg)	17.6
Reinf. Bar 16-40 (kg)	0.0
Reinforcement (kg)	17.6
Reinforcement (kgm3)	144.8
Strand (kg)	0.0
Mesh (kg)	0.0

BAR BENDING SCHEDULE						Shape Codes To BS8666: 2005 All Dimension Taken To The Outer Edge					
Bar Mark	Type	Size	Nos	L	Shape Code	Dimensions				Bending Radius	
						a	b	c	d		
200	D	10	3	70	00	75					0
202	D	10	1	5750	00	5750					0
203	D	10	2	5300	00	5300					0
205	D	10	40	300	00	300					0

REV. DATE BY DESCRIPTION

PROJECT TITLE :

OWNER :

ARCHITECT :

CONSULTANT :

MAIN CONTRACTOR :

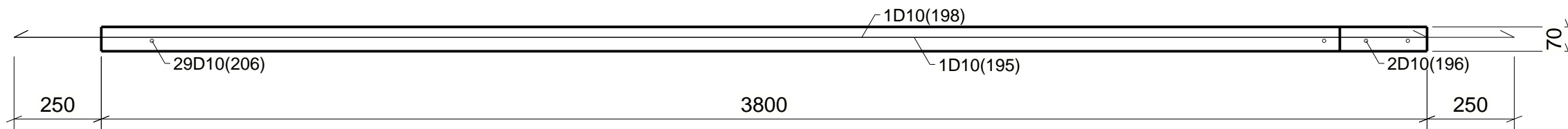
PROJECT :

TITLE :  
Tekla Structures Project Name


PRECASTER :

MODELLED BY	MODEL NAME	Gedung Kanto***
SCALE	1:20	1:15
ISSUE DATE	PROJECT ENGINEER	DESIGN ENGINEER
PROJECT NUMBER	TS1000	DRAWING NUMBER
	S352	REV.

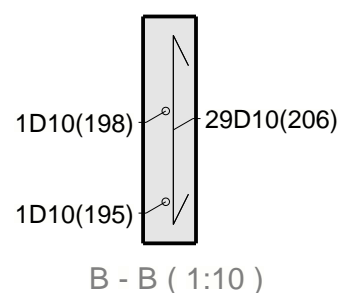




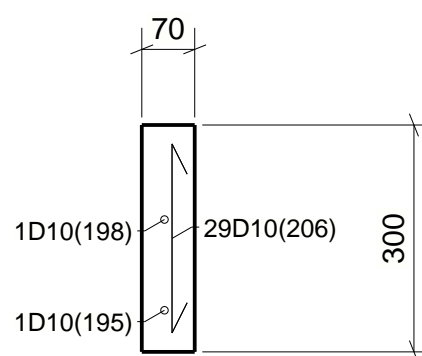
PLAN ( 1:15 )



SIDE ELEVATION ( 1:15 )



B - B ( 1:10 )



A - A ( 1:10 )

Element Quantity	1
Element Weight (ton)	0.20
Concrete Volume (m3)	0.08
Concrete Grade	C30
Reinf. Bar 6-13 (kg)	9.7
Reinf. Bar 16-40 (kg)	0.0
Reinforcement (kg)	9.7
Reinforcement (kgm3)	126.8
Strand (kg)	0.0
Mesh (kg)	0.0

BAR BENDING SCHEDULE						Shape Codes To BS8666: 2005 All Dimension Taken To The Outer Edge					
Bar Mark	Type	Size	Nos	L	Shape Code	Dimensions				Bending Radius	
						A	B	C	D		
195	D	10	1	4300	00	4300					
196	D	10	2	50	00	50					
198	D	10	1	4050	00	4050					
206	D	10	29	250	00	250					

REV. DATE BY DESCRIPTION

PROJECT TITLE :

OWNER :

ARCHITECT :

CONSULTANT :

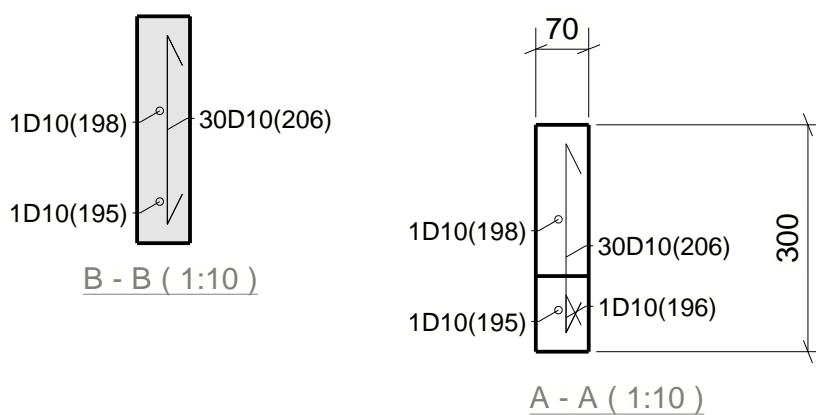
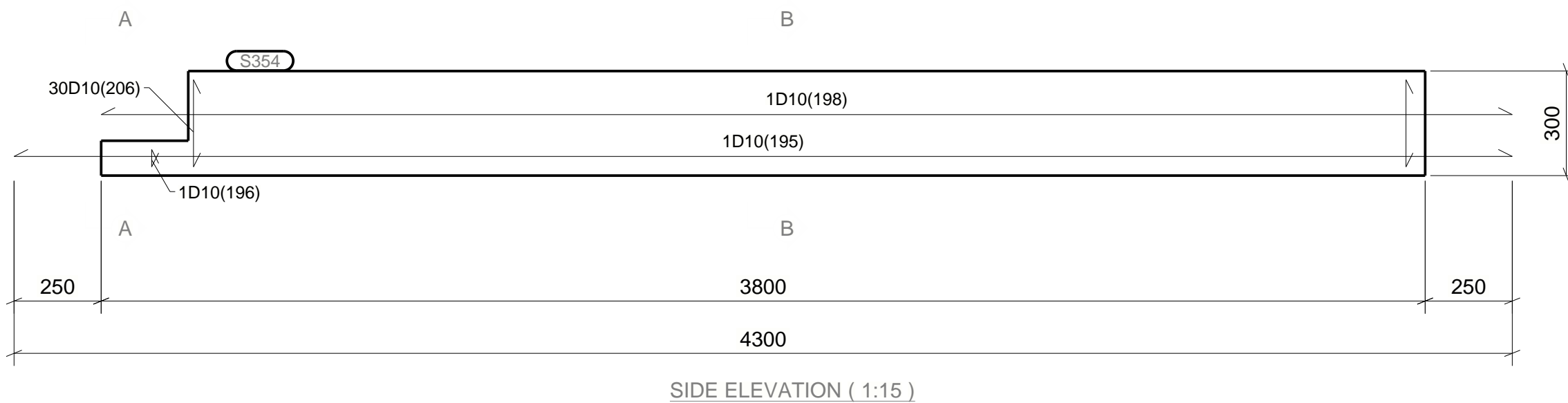
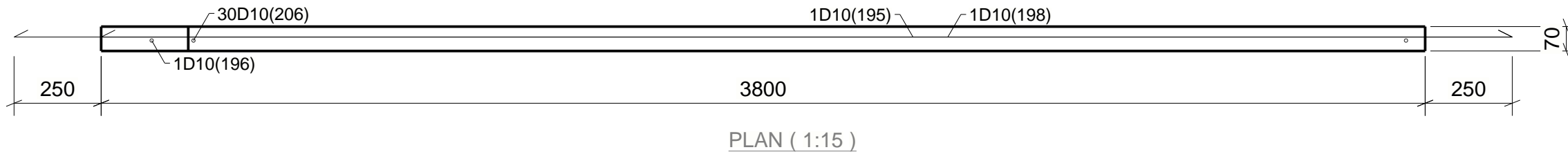
MAIN CONTRACTOR :

PROJECT :

TITLE :  
Tekla Structures Project Name

PRECASTER :

MODELLED BY	MODEL NAME	Gedung Kanto***
SCALE	1:15	1:10
ISSUE DATE	PROJECT ENGINEER	DESIGN ENGINEER
PROJECT NUMBER	TS1000	DRAWING NUMBER
	S353	REV.



REV. DATE BY DESCRIPTION

PROJECT TITLE :

OWNER :

ARCHITECT :

CONSULTANT :

MAIN CONTRACTOR :

PROJECT :

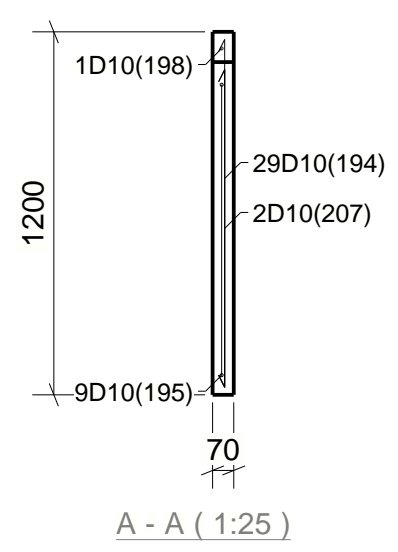
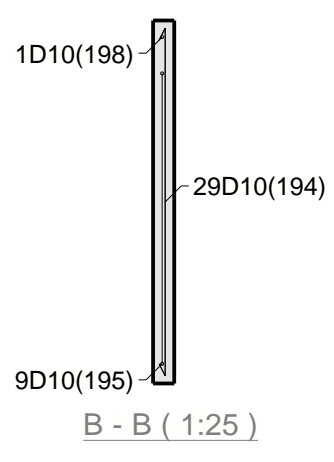
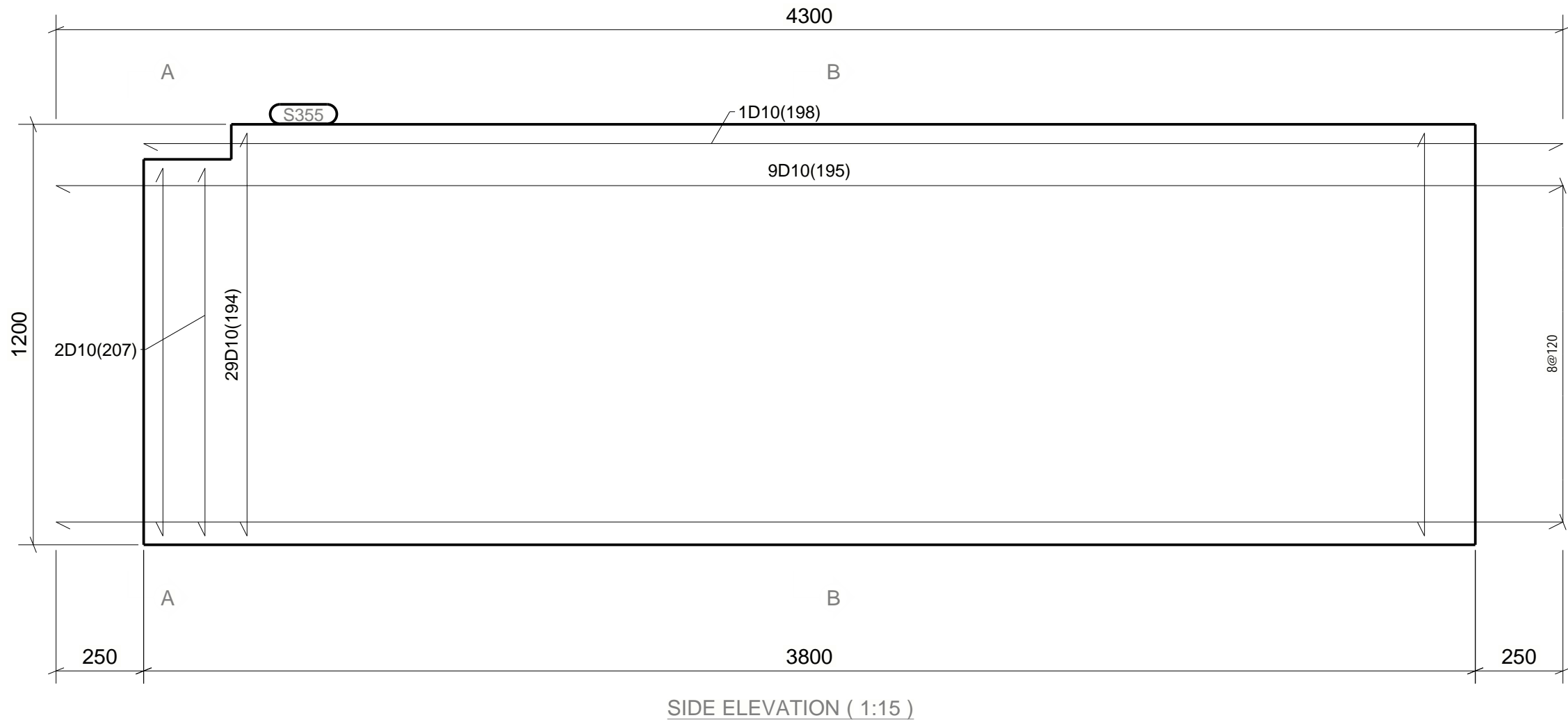
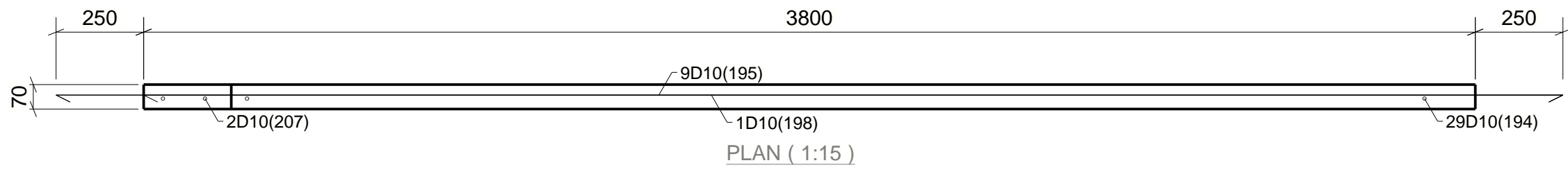
TITLE :  
Tekla Structures Project Name

PRECASTER :

Element Quantity	2
Element Weight (ton)	0.20
Concrete Volume (m3)	0.08
Concrete Grade	C30
Reinf. Bar 6-13 (kg)	9.8
Reinf. Bar 16-40 (kg)	0.0
Reinforcement (kg)	9.8
Reinforcement (kg/m3)	128.4
Strand (kg)	0.0
Mesh (kg)	0.0

BAR BENDING SCHEDULE						Shape Codes To BS8666: 2005 All Dimension Taken To The Outer Edge						
Bar Mark	Type	Size	Nos	L	Shape Code	Dimensions						
						A	B	C	D	SR	Bending Radius	
195	D	10	1	4300	00	4300						
196	D	10	1	50	00	50						
198	D	10	1	4050	00	4050						
206	D	10	30	250	00	250						

MODELLED BY	MODEL NAME	Gedung Kanto***
SCALE	1:15 1:10	APPROVED BY
ISSUE DATE		PROJECT ENGINEER
PROJECT NUMBER	TS1000	DESIGN ENGINEER
		DRAWING NUMBER
		S354
		REV.



REV.	DATE	BY	DESCRIPTION

PROJECT TITLE :

OWNER :

ARCHITECT :

CONSULTANT :

MAIN CONTRACTOR :

PROJECT :

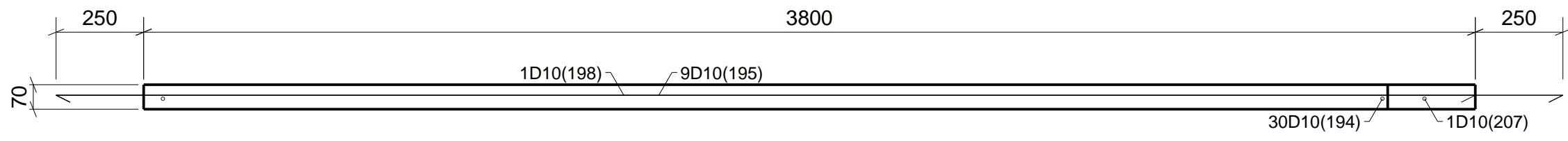
TITLE :  
Tekla Structures Project Name

PRECASTER :

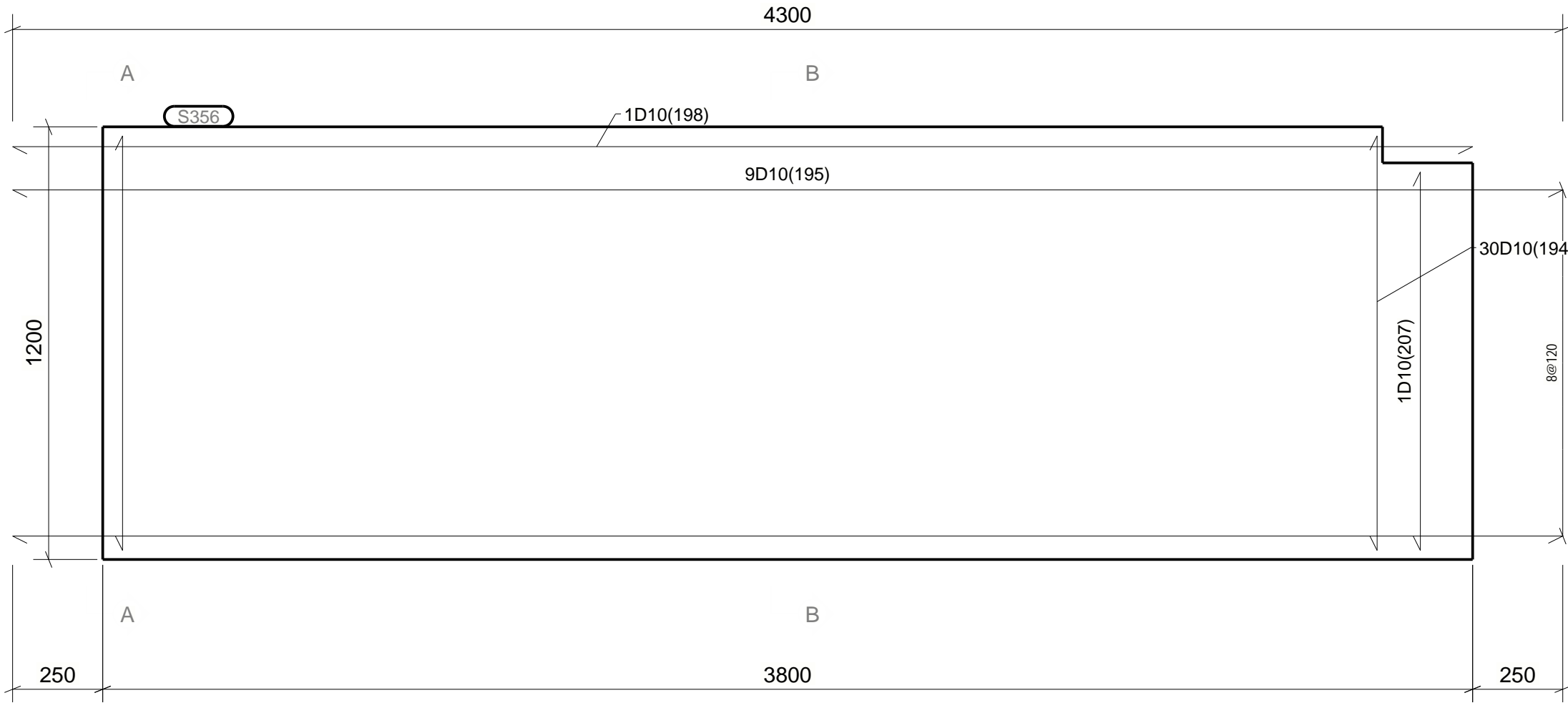
Element Quantity	1
Element Weight (ton)	0.83
Concrete Volume (m3)	0.32
Concrete Grade	C30
Reinf. Bar 6-13 (kg)	48.2
Reinf. Bar 16-40 (kg)	0.0
Reinforcement (kg)	48.2
Reinforcement (kgm3)	151.7
Strand (kg)	0.0
Mesh (kg)	0.0

Bar Mark	Type	Size	Nos	L	Shape Code	Shape Codes To BS8666: 2005 All Dimension Taken To The Outer Edge				Bending Radius
						A	B	C	D	
194	D	10	29	1150	00	1150				0
195	D	10	9	4300	00	4300				0
198	D	10	1	4050	00	4050				0
207	D	10	2	1050	00	1050				0

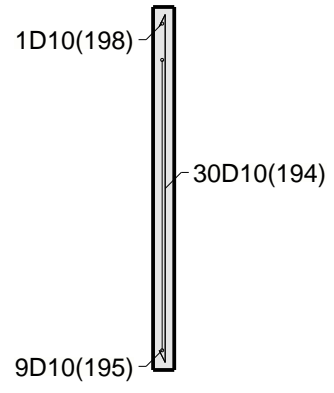
MODELLED BY	MODEL NAME	Gedung Kanto***
APPROVED BY	SCALE	1:15 1:25
PROJECT ENGINEER	ISSUE DATE	
DESIGN ENGINEER	PROJECT NUMBER	TS1000
DRAWING NUMBER	S355	REV.



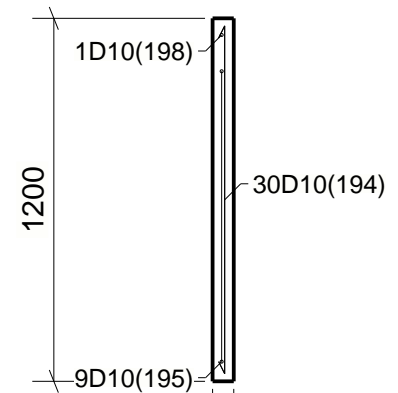
PLAN ( 1:15 )



SIDE ELEVATION ( 1:15 )



B - B ( 1:25 )



A - A ( 1:25 )

Element Quantity	1
Element Weight (ton)	0.83
Concrete Volume (m3)	0.32
Concrete Grade	C30
Reinf. Bar 6-13 (kg)	48.2
Reinf. Bar 16-40 (kg)	0.0
Reinforcement (kg)	48.2
Reinforcement (kgm3)	151.9
Strand (kg)	0.0
Mesh (kg)	0.0

BAR BENDING SCHEDULE							Shape Codes To BS8666: 2005 All Dimension Taken To The Outer Edge					
Bar Mark	Type	Size	Nos	L	Shape Code	Dimensions						
						A	B	C	D	SR	Bending Radius	
194	D	10	30	1150	00	1150						
195	D	10	9	4300	00	4300						
198	D	10	1	4050	00	4050						
207	D	10	1	1050	00	1050						

REV. DATE BY DESCRIPTION

PROJECT TITLE :

OWNER :

ARCHITECT :

CONSULTANT :


MAIN CONTRACTOR :

PROJECT :

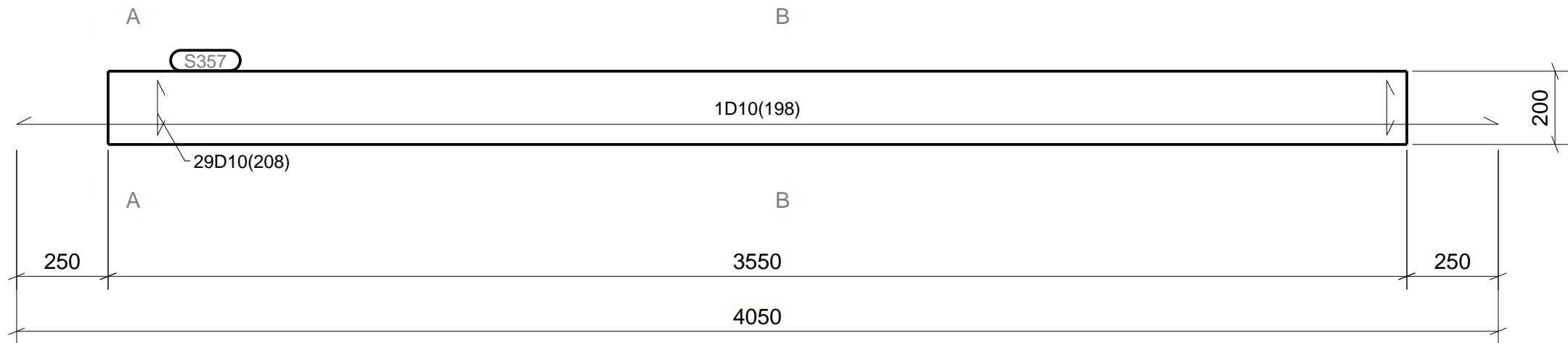
TITLE :  
Tekla Structures Project Name

PRECASTER :

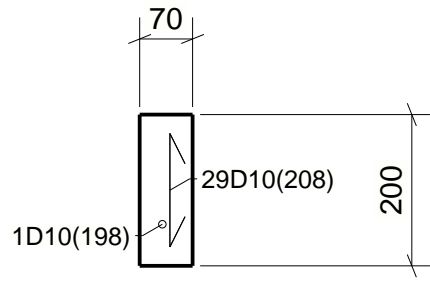
MODELLED BY	MODEL NAME	Gedung Kanto***
SCALE	1:15 1:25	APPROVED BY
ISSUE DATE		PROJECT ENGINEER
PROJECT NUMBER	TS1000	DESIGN ENGINEER
		DRAWING NUMBER
		S356
		REV.



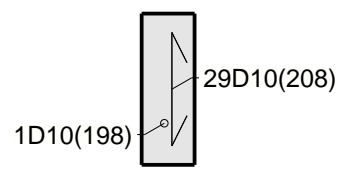
PLAN ( 1:15 )



SIDE ELEVATION ( 1:15 )



A - A ( 1:10 )



B - B ( 1:10 )

REV.	DATE	BY	DESCRIPTION

PROJECT TITLE :

OWNER :

ARCHITECT :

CONSULTANT :

MAIN CONTRACTOR :

PROJECT :

TITLE :  
Tekla Structures Project Name

PRECASTER :

Element Quantity	1
Element Weight (ton)	0.13
Concrete Volume (m <sup>3</sup> )	0.05
Concrete Grade	C30
Reinf. Bar 6-13 (kg)	5.2
Reinf. Bar 16-40 (kg)	0.0
Reinforcement (kg)	5.2
Reinforcement (kg/m <sup>3</sup> )	104.1
Strand (kg)	0.0
Mesh (kg)	0.0

MODELLED BY: MODEL NAME: Gedung Kanto\*\*\*

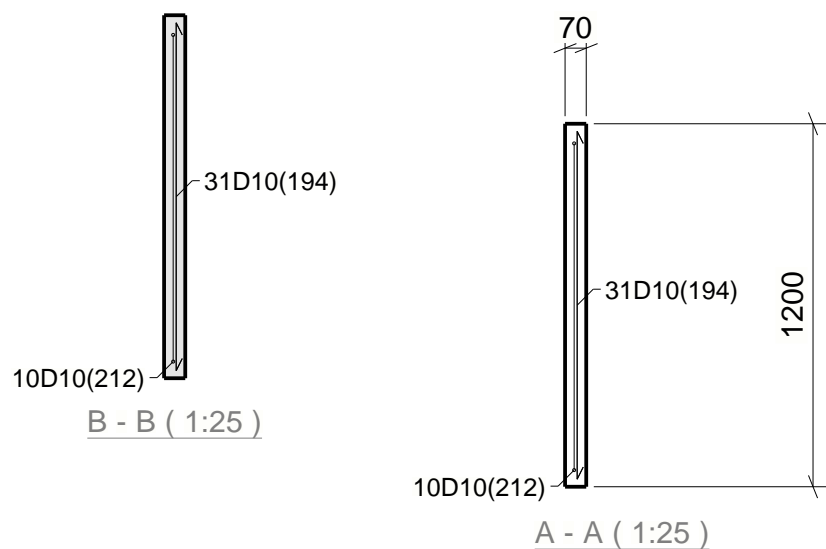
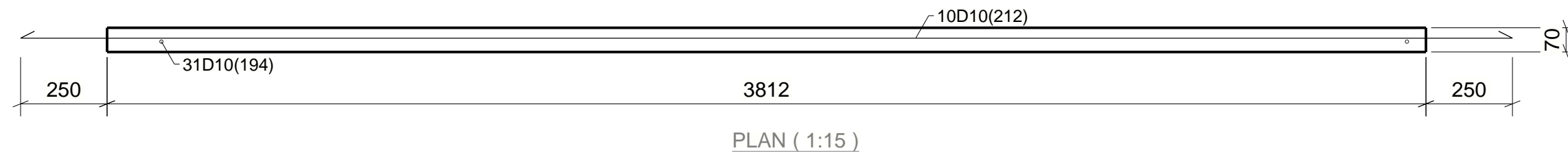
APPROVED BY: PROJECT ENGINEER

ISSUE DATE: DESIGN ENGINEER

PROJECT NUMBER: TS1000 DRAWING NUMBER: S357 REV.

BAR BENDING SCHEDULE Shape Codes To BS8666: 2005 All Dimension Taken To The Outer Edge

Bar Mark	Type	Size	Nos	L	Shape Code	Dimensions				Bending Radius
						a	b	c	d	
198	D	10	1	4050	00	4050				0
208	D	10	29	150	00	150				0



REV.	DATE	BY	DESCRIPTION

PROJECT TITLE :

OWNER :

ARCHITECT :

CONSULTANT :

MAIN CONTRACTOR :

PROJECT :

TITLE :  
Tekla Structures Project Name

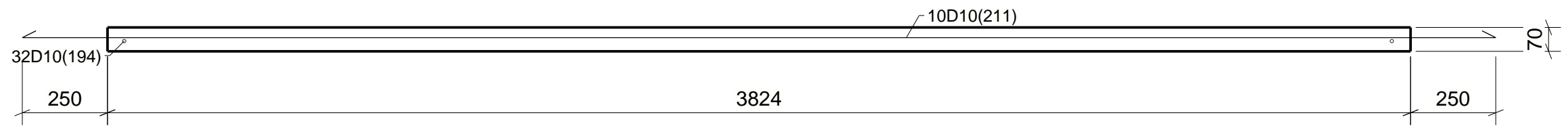
PRECASTER :

Element Quantity	1
Element Weight (ton)	0.83
Concrete Volume (m³)	0.32
Concrete Grade	C30
Reinf. Bar 6-13 (kg)	48.5
Reinf. Bar 16-40 (kg)	0.0
Reinforcement (kg)	48.5
Reinforcement (kg/m³)	151.5
Strand (kg)	0.0
Mesh (kg)	0.0


BAR BENDING SCHEDULE										Shape Codes To BS8666: 2005 All Dimension Taken To The Outer Edge									
Bar Mark	Type	Size	Nos	L	Shape Code	Dimensions				Bending Radius									
						a	b	c	d										
194	D	10	31	1150	00	1150				0									
212	D	10	10	4310	00	4312				0									

MODELLED BY	MODEL NAME	Gedung Kanto***
APPROVED BY	PROJECT ENGINEER	
ISSUE DATE	DESIGN ENGINEER	
PROJECT NUMBER	DRAWING NUMBER	REV.
TS1000	S358	

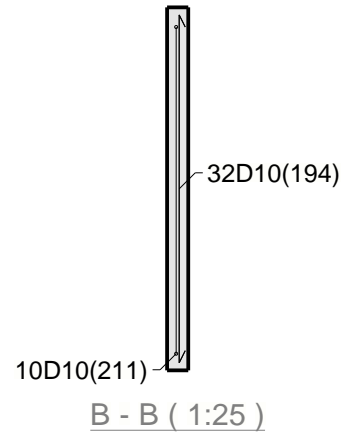
Tekla structures



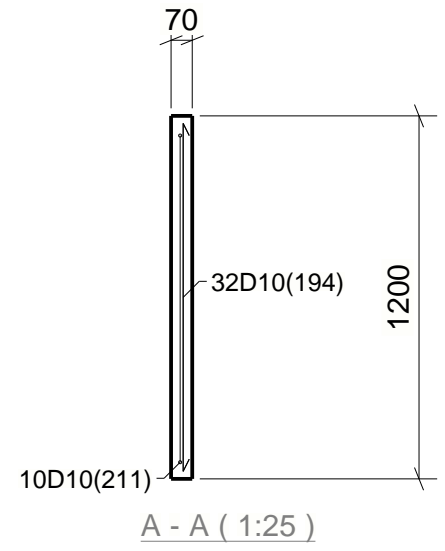
PLAN ( 1:15 )



SIDE ELEVATION ( 1:15 )



B - B ( 1:25 )



A - A ( 1:25 )

REV.	DATE	BY	DESCRIPTION

PROJECT TITLE :

OWNER :

ARCHITECT :

CONSULTANT :

MAIN CONTRACTOR :

PROJECT :

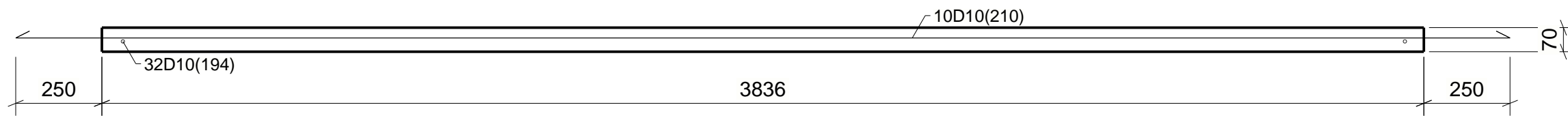
TITLE :  
Tekla Structures Project Name

PRECASTER :


Element Quantity	1
Element Weight (ton)	0.84
Concrete Volume (m3)	0.32
Concrete Grade	C30
Reinf. Bar 6-13 (kg)	49.3
Reinf. Bar 16-40 (kg)	0.0
Reinforcement (kg)	49.3
Reinforcement (kg/m3)	153.6
Strand (kg)	0.0
Mesh (kg)	0.0

BAR BENDING SCHEDULE											Shape Codes To BS8666: 2005 All Dimension Taken To The Outer Edge							
Bar Mark	Type	Size	Nos	L	Shape Code	Dimensions				Bending Radius								
						a	b	c	d	ea	eb	ec	ed					
194	D	10	32	1150	00	1150					0							
211	D	10	10	4320	00	4324					0							

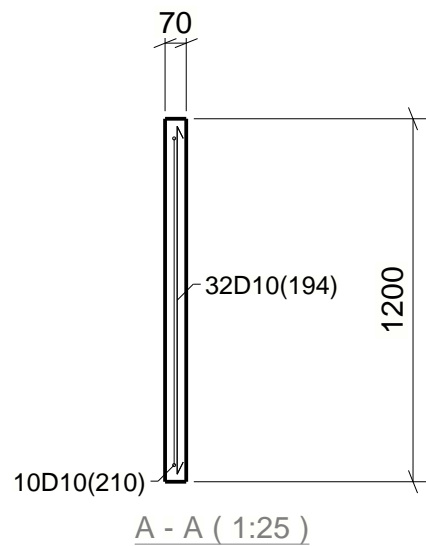
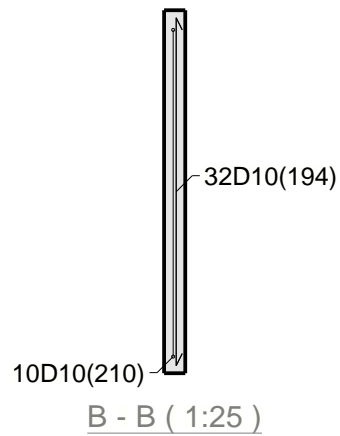
MODELLED BY	MODEL NAME	Gedung Kanto***
APPROVED BY	PROJECT ENGINEER	
ISSUE DATE	DESIGN ENGINEER	
PROJECT NUMBER	DRAWING NUMBER	TS1000 S359
SCALE	1:15 1:25	
REV.		



PLAN ( 1:15 )



SIDE ELEVATION ( 1:15 )



Element Quantity	1
Element Weight (ton)	0.84
Concrete Volume (m3)	0.32
Concrete Grade	C30
Reinf. Bar 6-13 (kg)	49.4
Reinf. Bar 16-40 (kg)	0.0
Reinforcement (kg)	49.4
Reinforcement (kg/m3)	153.2
Strand (kg)	0.0
Mesh (kg)	0.0

BAR BENDING SCHEDULE						Shape Codes To BS8666: 2005 All Dimension Taken To The Outer Edge					
Bar Mark	Type	Size	Nos	L	Shape Code	Dimensions					Bending Radius
						a	b	c	d	ea	
194	D	10	32	1150	00	1150					0
210	D	10	10	4330	00	4336					0

REV. DATE BY DESCRIPTION

PROJECT TITLE :

OWNER :

ARCHITECT :

CONSULTANT :

MAIN CONTRACTOR :

PROJECT :

TITLE :  
Tekla Structures Project Name

PRECASTER :

MODELLED BY	MODEL NAME	Gedung Kanto***
APPROVED BY	PROJECT ENGINEER	
ISSUE DATE	DESIGN ENGINEER	
PROJECT NUMBER	DRAWING NUMBER	REV.
TS1000	S360	




REV.	DATE	BY	DESCRIPTION
------	------	----	-------------

PROJECT TITLE :

OWNER :

ARCHITECT :

CONSULTANT :

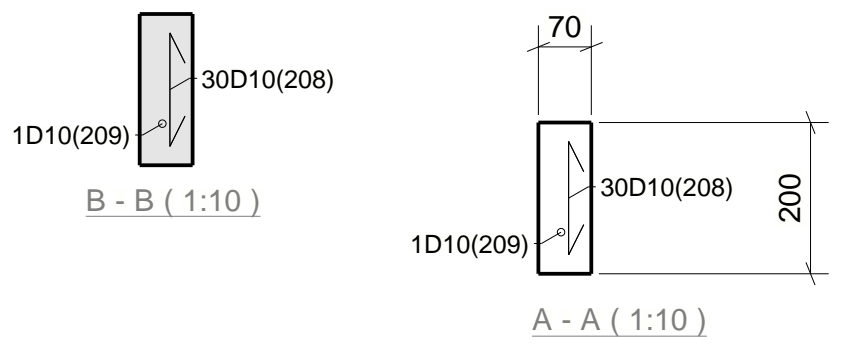
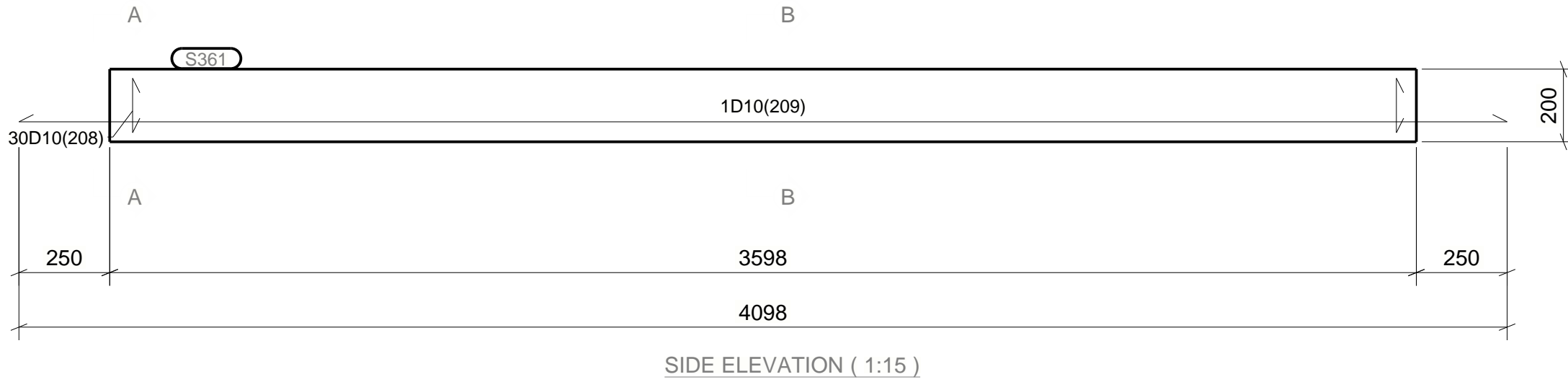
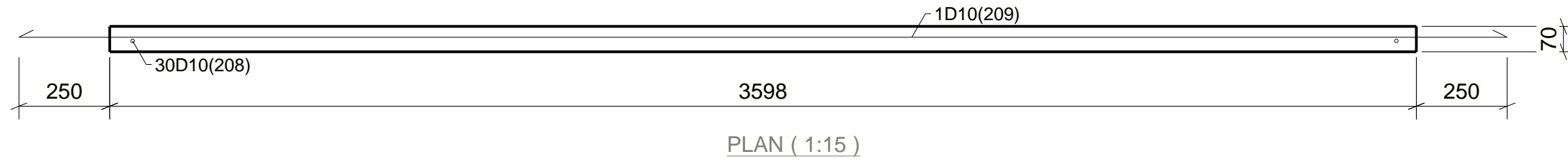
MAIN CONTRACTOR :

PROJECT :

TITLE :  
Tekla Structures Project Name

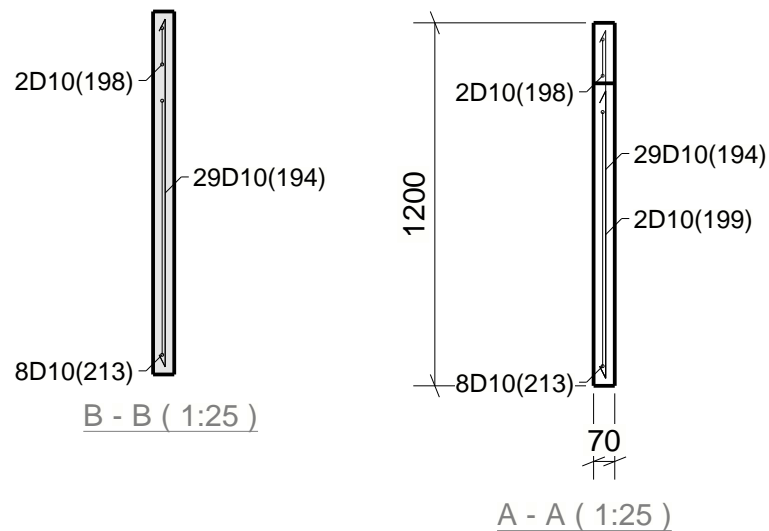
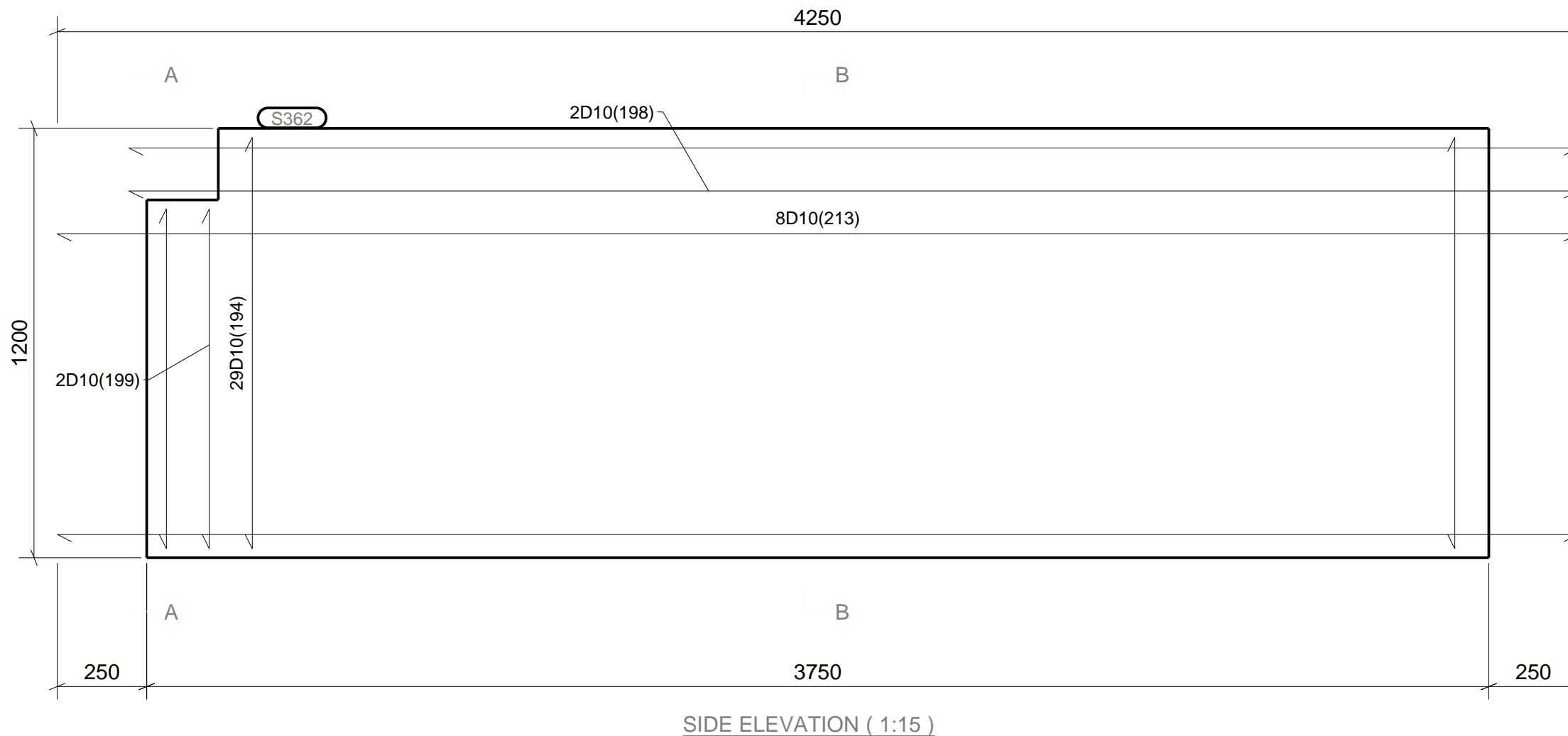
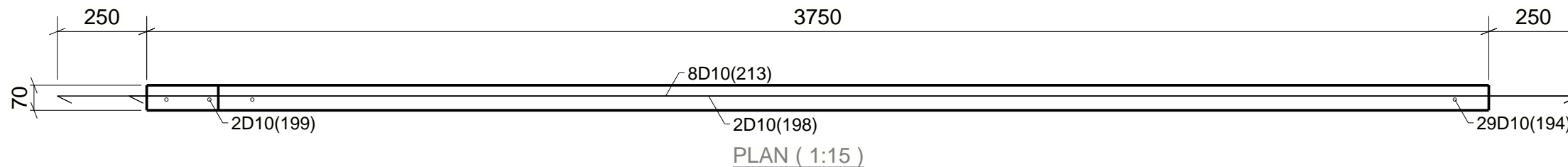
PRECASTER :

MODELLED BY	MODEL NAME	Gedung Kanto***
APPROVED BY	PROJECT ENGINEER	
ISSUE DATE	DESIGN ENGINEER	
PROJECT NUMBER	DRAWING NUMBER	REV.
TS1000	S361	



Element Quantity	1
Element Weight (ton)	0.13
Concrete Volume (m3)	0.05
Concrete Grade	C30
Reinf. Bar 6-13 (kg)	5.3
Reinf. Bar 16-40 (kg)	0.0
Reinforcement (kg)	5.3
Reinforcement (kg/m3)	105.1
Strand (kg)	0.0
Mesh (kg)	0.0

BAR BENDING SCHEDULE						Shape Codes To BS8666: 2005 All Dimension Taken To The Outer Edge						
Bar Mark	Type	Size	Nos	L	Shape Code	Dimensions					Bending Radius	
						a	b	c	d	es		
208	D	10	30	150	00	150					0	
209	D	10	1	4090	00	4098					0	



Element Quantity	1
Element Weight (ton)	0.81
Concrete Volume (m3)	0.31
Concrete Grade	C30
Reinf. Bar 6-13 (kg)	47.6
Reinf. Bar 16-40 (kg)	0.0
Reinforcement (kg)	47.6
Reinforcement (kg/m3)	152.6
Strand (kg)	0.0
Mesh (kg)	0.0

Bar Mark	Type	Size	Nos	L	Shape Code	Shape Codes To BS8666: 2005 All Dimension Taken To The Outer Edge					
						Dimensions			Bending Radius		
						A	B	C	D	SR	O
194	D	10	29	1150	00	1150					0
198	D	10	2	4050	00	4050					0
199	D	10	2	950	00	950					0
213	D	10	8	4250	00	4250					0

REV.	DATE	BY	DESCRIPTION

PROJECT TITLE :

OWNER :

ARCHITECT :

CONSULTANT :

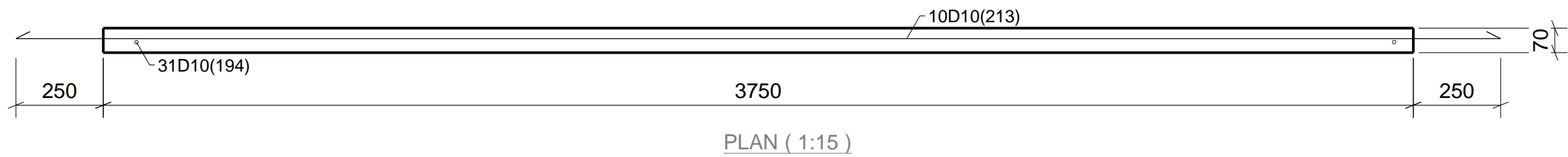
MAIN CONTRACTOR :

PROJECT :

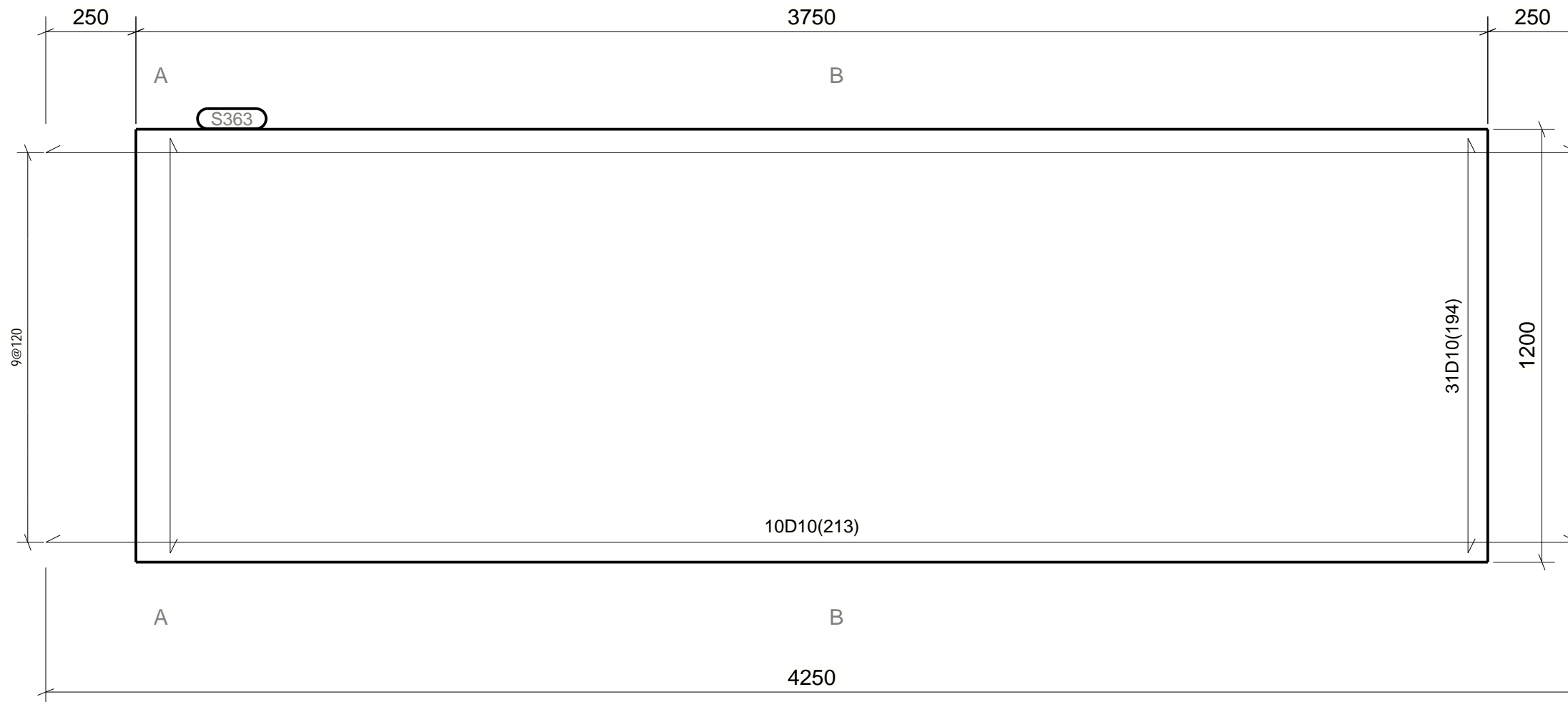
TITLE :  
Tekla Structures Project Name

PRECASTER :

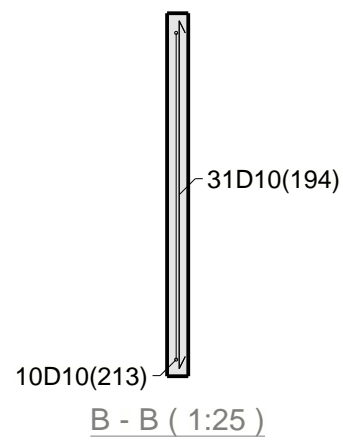
MODELLED BY	MODEL NAME	Gedung Kanto***
APPROVED BY	PROJECT ENGINEER	
ISSUE DATE	DESIGN ENGINEER	
PROJECT NUMBER	DRAWING NUMBER	REV.
TS1000	S362	



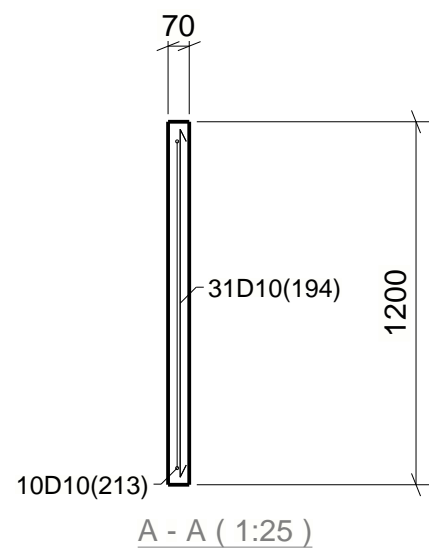
PLAN ( 1:15 )



SIDE ELEVATION ( 1:15 )



B - B ( 1:25 )



A - A ( 1:25 )

REV.	DATE	BY	DESCRIPTION

PROJECT TITLE :

OWNER :

ARCHITECT :

CONSULTANT :

MAIN CONTRACTOR :

PROJECT :

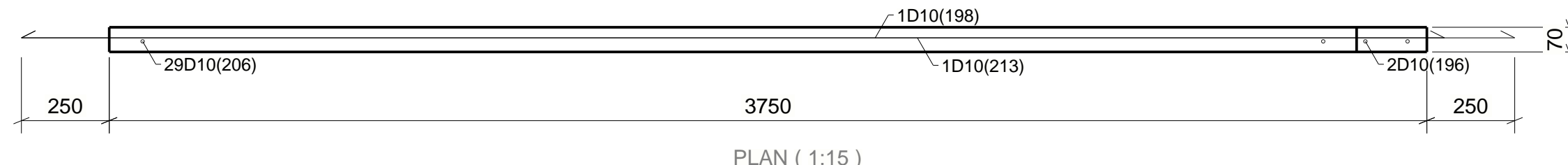
TITLE :  
Tekla Structures Project Name

PRECASTER :

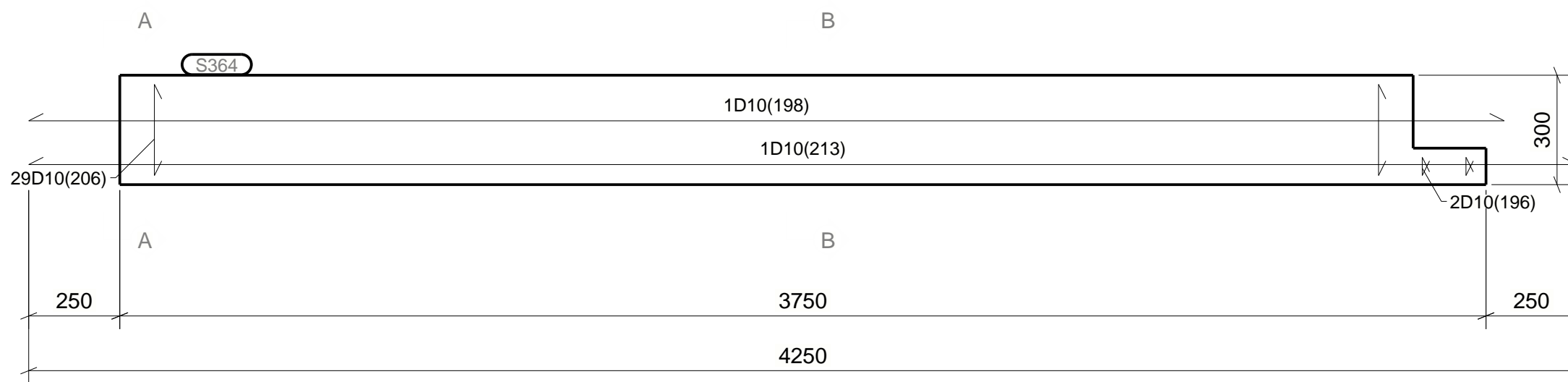
Element Quantity	3
Element Weight (ton)	0.82
Concrete Volume (m3)	0.31
Concrete Grade	C30
Reinf. Bar 6-13 (kg)	48.1
Reinf. Bar 16-40 (kg)	0.0
Reinforcement (kg)	48.1
Reinforcement (kg/m3)	152.8
Strand (kg)	0.0
Mesh (kg)	0.0

MODELLED BY	MODEL NAME	Gedung Kanto***
APPROVED BY	APPROVED BY	
SCALE	1:15 1:25	
ISSUE DATE	PROJECT ENGINEER	
	DESIGN ENGINEER	
PROJECT NUMBER	TS1000	
	DRAWING NUMBER	S363
		REV.

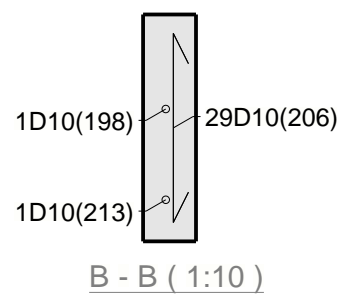
BAR BENDING SCHEDULE										Shape Codes To BS8666: 2005 All Dimension Taken To The Outer Edge											
Bar Mark	Type	Size	Nos	L	Shape Code	Dimensions					Bending Radius										
						a	b	c	d	es											
194	D	10	31	1150	00	1150															
213	D	10	10	4250	00	4250															



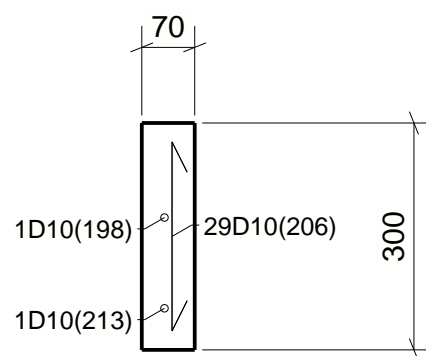
PLAN ( 1:15 )



SIDE ELEVATION ( 1:15 )



B - B ( 1:10 )



A - A ( 1:10 )

Element Quantity	1
Element Weight (ton)	0.20
Concrete Volume (m3)	0.08
Concrete Grade	C30
Reinf. Bar 6-13 (kg)	9.6
Reinf. Bar 16-40 (kg)	0.0
Reinforcement (kg)	9.6
Reinforcement (kgm3)	126.9
Strand (kg)	0.0
Mesh (kg)	0.0

Bar Mark	Type	Size	Nos	L	Shape Code	Dimensions					Bending Radius
						A	B	C	D	SR	
196	D	10	2	50	00	50					0
198	D	10	1	4050	00	4050					0
206	D	10	29	250	00	250					0
213	D	10	1	4250	00	4250					0

REV.	DATE	BY	DESCRIPTION

PROJECT TITLE :

OWNER :

ARCHITECT :

CONSULTANT :

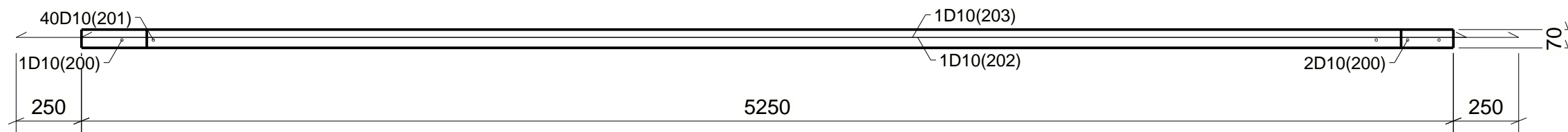
MAIN CONTRACTOR :

PROJECT :


TITLE :  
Tekla Structures Project Name

PRECASTER :

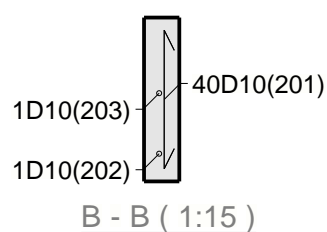
MODELLED BY	MODEL NAME	Gedung Kanto***
SCALE	1:15	1:10
ISSUE DATE	PROJECT DESIGNER	DESIGN ENGINEER
PROJECT NUMBER	TS1000	DRAWING NUMBER
	S364	REV.



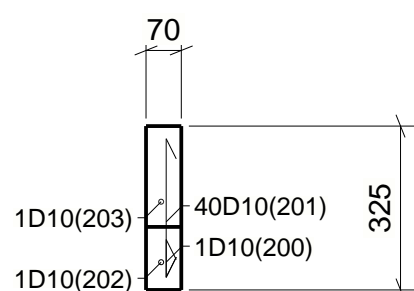
PLAN ( 1:20 )



SIDE ELEVATION ( 1:20 )



B - B ( 1:15 )



A - A ( 1:15 )

Element Quantity	1
Element Weight (ton)	0.29
Concrete Volume (m3)	0.11
Concrete Grade	C30
Reinf. Bar 6-13 (kg)	13.7
Reinf. Bar 16-40 (kg)	0.0
Reinforcement (kg)	13.7
Reinforcement (kgm3)	121.3
Strand (kg)	0.0
Mesh (kg)	0.0

BAR BENDING SCHEDULE						Shape Codes To BS8666: 2005 All Dimension Taken To The Outer Edge					
Bar Mark	Type	Size	Nos	L	Shape Code	Dimensions				Bending Radius	
						A	B	C	D		
200	D	10	3	70	00	75				0	
201	D	10	40	270	00	275				0	
202	D	10	1	5750	00					0	
203	D	10	1	5300	00	5300				0	

REV. DATE BY DESCRIPTION

PROJECT TITLE :

OWNER :

ARCHITECT :

CONSULTANT :

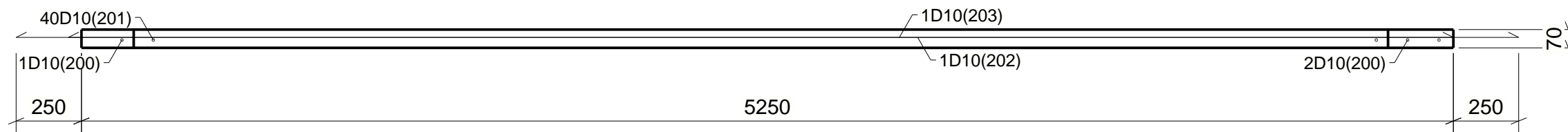
MAIN CONTRACTOR :

PROJECT :


TITLE :  
Tekla Structures Project Name

PRECASTER :

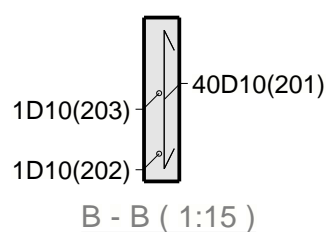
MODELLED BY	MODEL NAME	Gedung Kanto***
SCALE	1:20 1:15	APPROVED BY
ISSUE DATE		PROJECT ENGINEER
PROJECT NUMBER	TS1000	DESIGN ENGINEER
		DRAWING NUMBER
		S365
		REV.



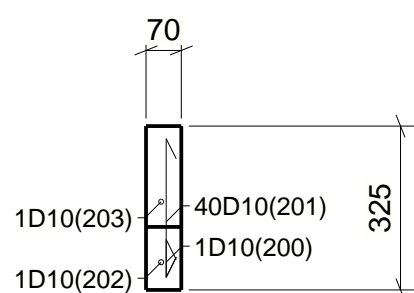
PLAN ( 1:20 )



SIDE ELEVATION ( 1:20 )



B - B ( 1:15 )



A - A ( 1:15 )

Element Quantity	1
Element Weight (ton)	0.29
Concrete Volume (m3)	0.11
Concrete Grade	C30
Reinf. Bar 6-13 (kg)	13.7
Reinf. Bar 16-40 (kg)	0.0
Reinforcement (kg)	13.7
Reinforcement (kg/m3)	121.3
Strand (kg)	0.0
Mesh (kg)	0.0

BAR BENDING SCHEDULE							Shape Codes To BS8666: 2005 All Dimension Taken To The Outer Edge					
Bar Mark	Type	Size	Nos	L	Shape Code	Dimensions						
						A	B	C	D	SR	Bending Radius	
200	D	10	3	70	00	75					0	
201	D	10	40	270	00	275					0	
202	D	10	1	5750	00						0	
203	D	10	1	5300	00	5300					0	

REV. DATE BY DESCRIPTION

PROJECT TITLE :

OWNER :

ARCHITECT :

CONSULTANT :

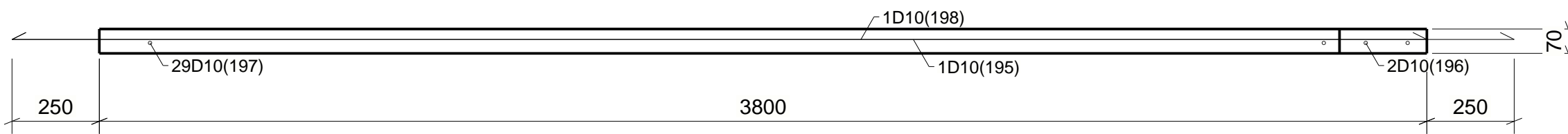
MAIN CONTRACTOR :

PROJECT :

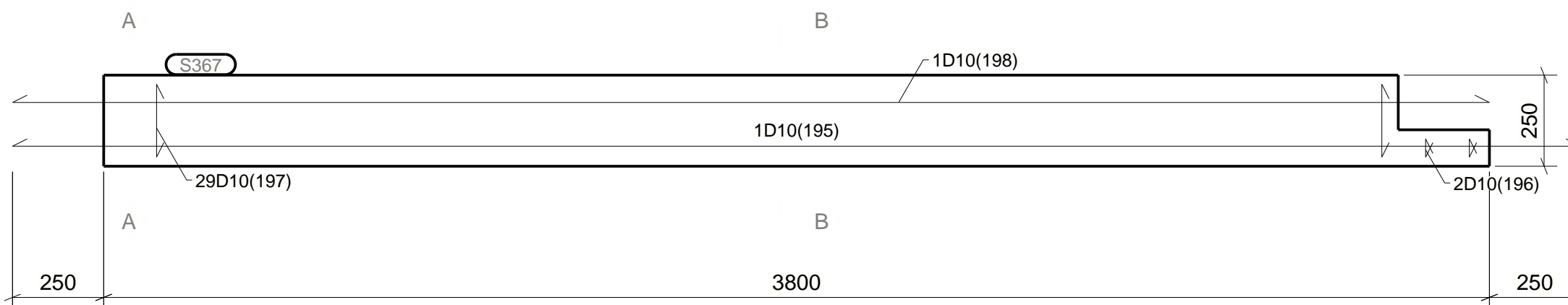
TITLE :  
Tekla Structures Project Name

PRECASTER :

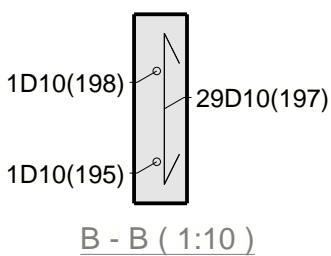
MODELLED BY	MODEL NAME	Gedung Kanto***
SCALE	1:20 1:15	APPROVED BY
ISSUE DATE		PROJECT ENGINEER
PROJECT NUMBER	TS1000	DESIGN ENGINEER
		DRAWING NUMBER
		S366
		REV.



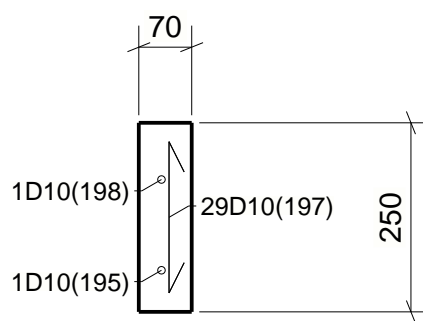
PLAN ( 1:15 )



SIDE ELEVATION ( 1:15 )



B - B ( 1:10 )



A - A ( 1:10 )

Element Quantity	3
Element Weight (ton)	0.17
Concrete Volume (m3)	0.06
Concrete Grade	C30
Reinf. Bar 6-13 (kg)	8.8
Reinf. Bar 16-40 (kg)	0.0
Reinforcement (kg)	8.8
Reinforcement (kg/m3)	137.4
Strand (kg)	0.0
Mesh (kg)	0.0

BAR BENDING SCHEDULE							Shape Codes To BS8666: 2005 All Dimension Taken To The Outer Edge					
Bar Mark	Type	Size	Nos	L	Shape Code	Dimensions				Bending Radius		
						A	B	C	D		SR	
195	D	10	1	4300	00	4300					0	
196	D	10	2	50	00	50					0	
197	D	10	29	200	00	200					0	
198	D	10	1	4050	00	4050					0	

REV. DATE BY DESCRIPTION

PROJECT TITLE :

OWNER :

ARCHITECT :

CONSULTANT :

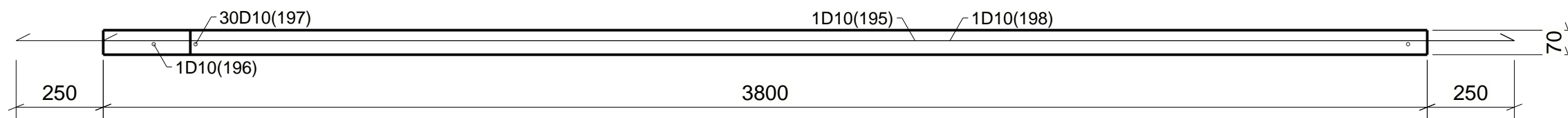
MAIN CONTRACTOR :

PROJECT :

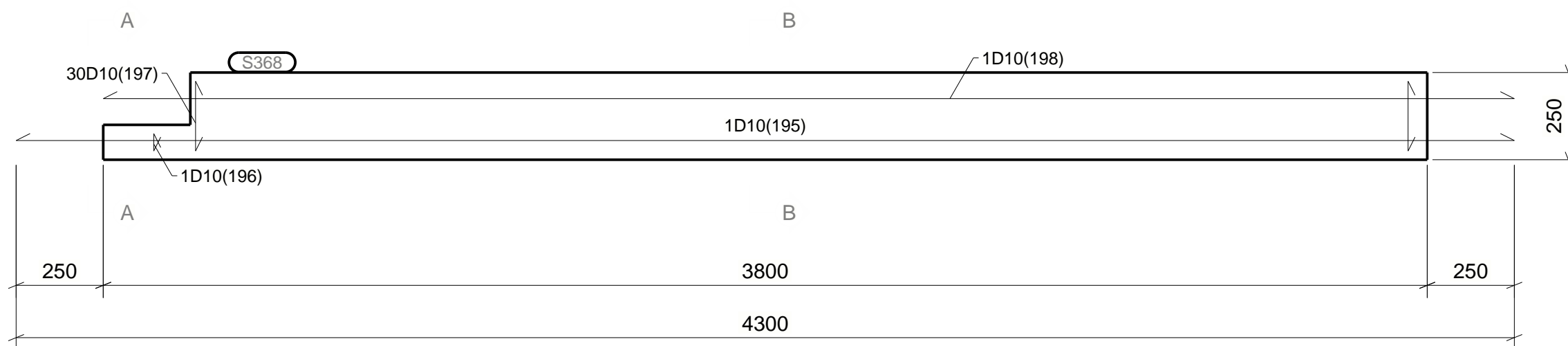
TITLE :  
Tekla Structures Project Name

PRECASTER :

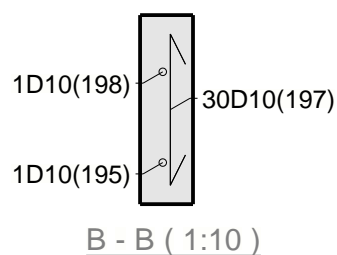
MODELLED BY	MODEL NAME	Gedung Kanto***
SCALE	1:15	1:10
ISSUE DATE	PROJECT ENGINEER	DESIGN ENGINEER
PROJECT NUMBER	TS1000	DRAWING NUMBER
	S367	REV.



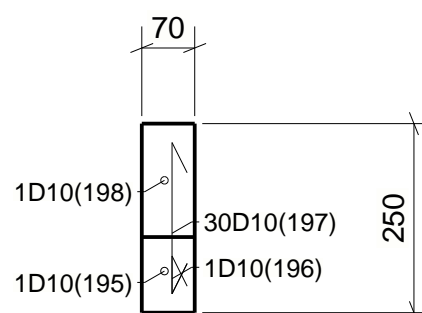
PLAN ( 1:15 )



SIDE ELEVATION ( 1:15 )



B - B ( 1:10 )



A - A ( 1:10 )

Element Quantity	3
Element Weight (ton)	0.17
Concrete Volume (m3)	0.06
Concrete Grade	C30
Reinf. Bar 6-13 (kg)	8.9
Reinf. Bar 16-40 (kg)	0.0
Reinforcement (kg)	8.9
Reinforcement (kg/m3)	138.9
Strand (kg)	0.0
Mesh (kg)	0.0

BAR BENDING SCHEDULE							Shape Codes To BS8666: 2005 All Dimension Taken To The Outer Edge					
Bar Mark	Type	Size	Nos	L	Shape Code	Dimensions						
						A	B	C	D	SR	Bending Radius	
195	D	10	1	4300	00	4300						
196	D	10	1	50	00	50						
197	D	10	30	200	00	200						
198	D	10	1	4050	00	4050						

REV. DATE BY DESCRIPTION

PROJECT TITLE :

OWNER :

ARCHITECT :

CONSULTANT :

MAIN CONTRACTOR :

PROJECT :

TITLE :  
Tekla Structures Project Name

PRECASTER :

MODELLED BY	MODEL NAME	Gedung Kanto***
SCALE	1:15	1:10
ISSUE DATE	PROJECT ENGINEER	
PROJECT NUMBER	DESIGN ENGINEER	
TS1000	DRAWING NUMBER	S368
	REV.	