

Psychometric Success

Spatial Ability

Practice Test 1

Authors:

**Paul Newton Helen
Bristoll**

Spatial ability—practice test 1

Spatial ability is required in technical and design jobs where drawings and plans are used, for example; architecture, surveying, engineering, and design. It is also important in some branches of science and technology where 3 dimensional components are interacting.

Spatial ability questions are not routinely used in graduate and management level tests unless the job specifically requires good spatial skills.

Spatial Ability		Operatives	Supervisory	Management
Craft & Technical		Y	Y	Y
Clerical & Administrative				
Police, Fire, Military etc.	Y	0 - Occasionally used in selection.		
Management Trainee	0			
Graduate & Professional	0			

There is one exception. If you are applying for a job in the military, police or emergency services then you may be asked one specific type of spatial question. This will involve a map or street plan and you will need to show that you understand directions as they appear on a map and that you can use the map to plan, follow or describe routes.

Do not be misled by the fact that some of these questions look similar to abstract reasoning questions. Spatial ability questions are concerned only with your ability to mentally manipulate shapes, not to identify patterns and make logical deductions. Unless the job you are applying for demands spatial skills, you are unlikely to face this type of question.

Remember, employers use spatial ability questions where the job involves: drawings, plans or the manipulation of shapes. You are not likely to be asked to mentally manipulate three dimensional shapes unless the job requires it.

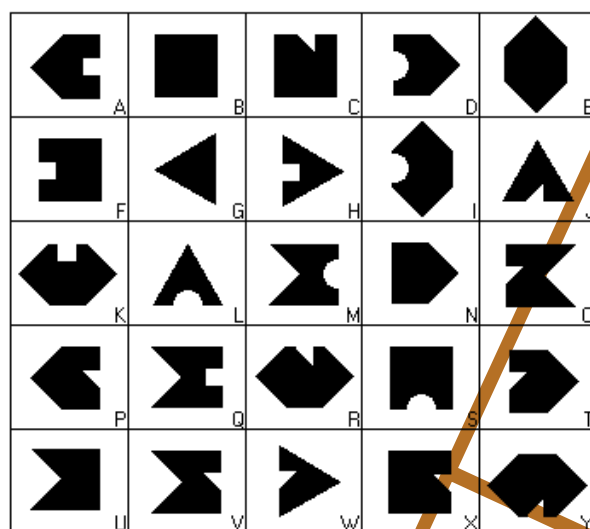

Spatial ability—practice test 1

Test 1—45 Questions

Answer as many questions as you can in 20 minutes.

The shapes in Group 1 and Group 2 are identical, although some of them may be rotated. Which shape in Group 2 corresponds to the shapes (1 to 25) in Group 1?

Group 1



Group 2

- | | | | | |
|-----|-----|-----|-----|-----|
| 1) | 2) | 3) | 4) | 5) |
| 6) | 7) | 8) | 9) | 10) |
| 11) | 12) | 13) | 14) | 15) |
| 16) | 17) | 18) | 19) | 20) |

Spatial ability—practice test 1

21)

22)

23)

24)

25)

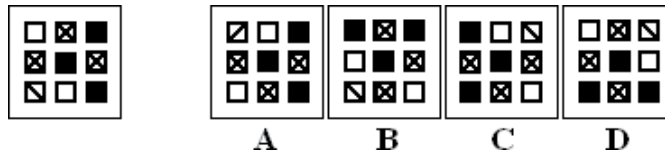
Copyright www.psychometric-success.com

Page 3

Spatial ability—practice test 1

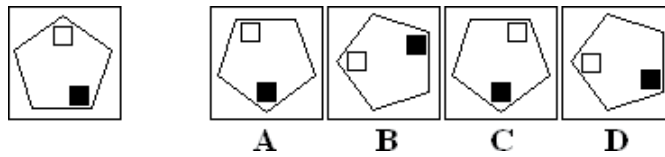
In the figures shown below, one of the shapes (A-D) is identical to the first figure but has been rotated.

26) Which figure is identical to the first?



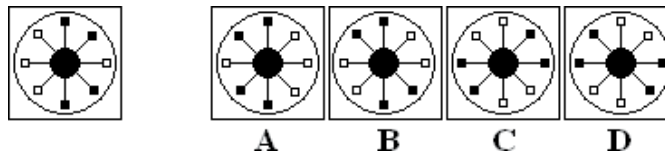
A B C D

27) Which figure is identical to the first?



A B C D

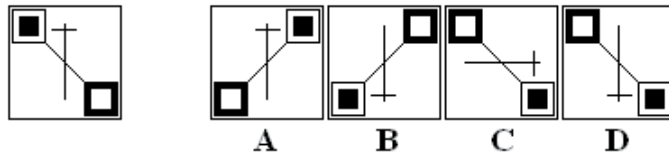
28) Which figure is identical to the first?



A B C D

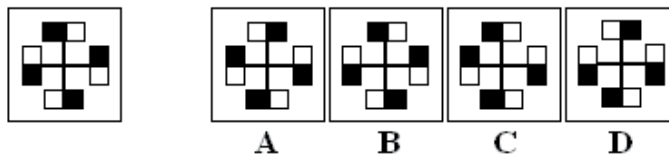
29) Which figure is identical to the first?

Spatial ability—practice test 1



A B C D

30) Which figure is identical to the first?

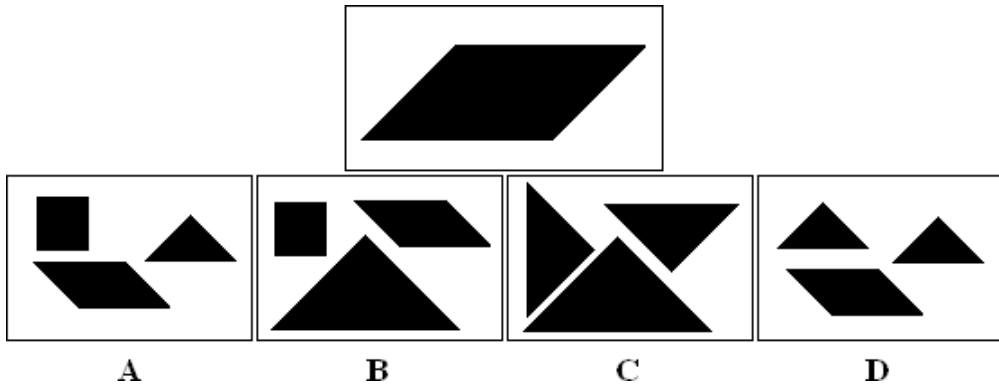


A B C D



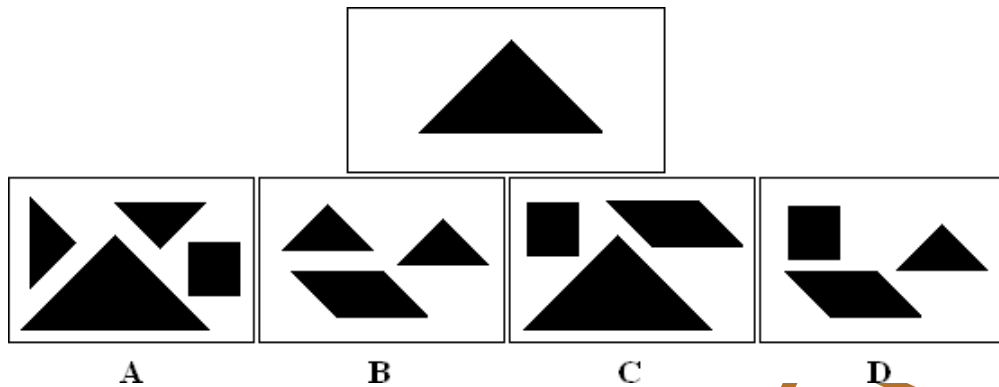
Spatial ability—practice test 1

31) Which group of shapes can be assembled to make the shape shown?



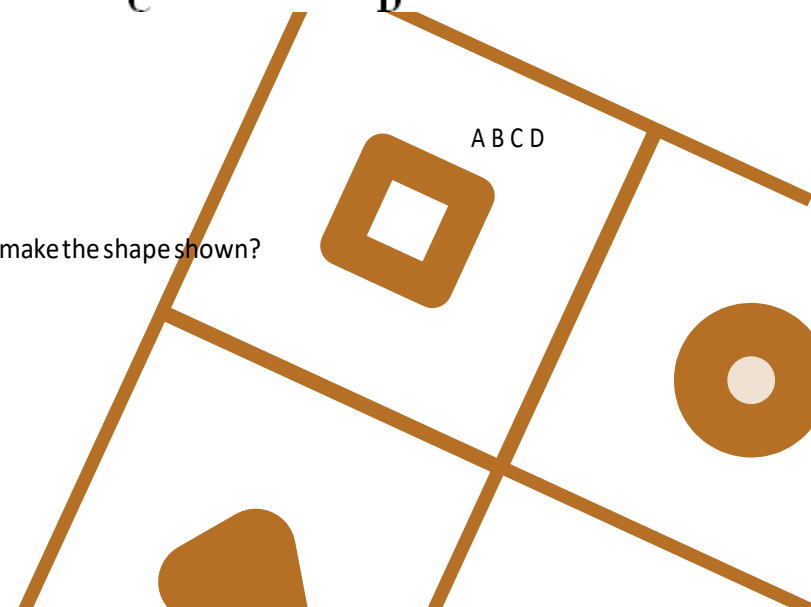
ABCD

32) Which group of shapes can be assembled to make the shape shown?

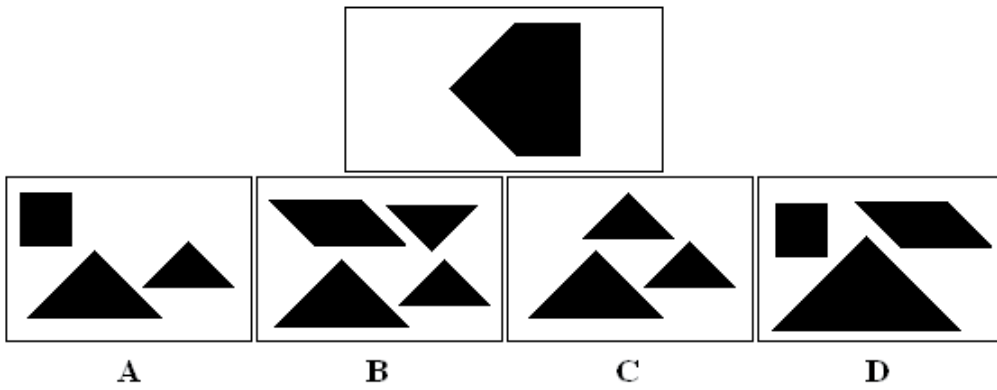


ABCD

33) Which group of shapes can be assembled to make the shape shown?



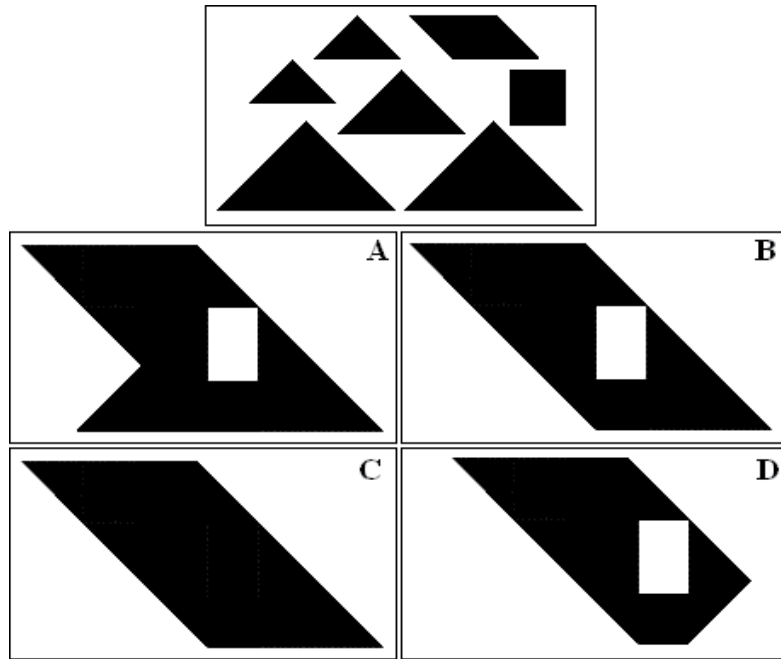
Spatial ability—practice test 1



ABCD

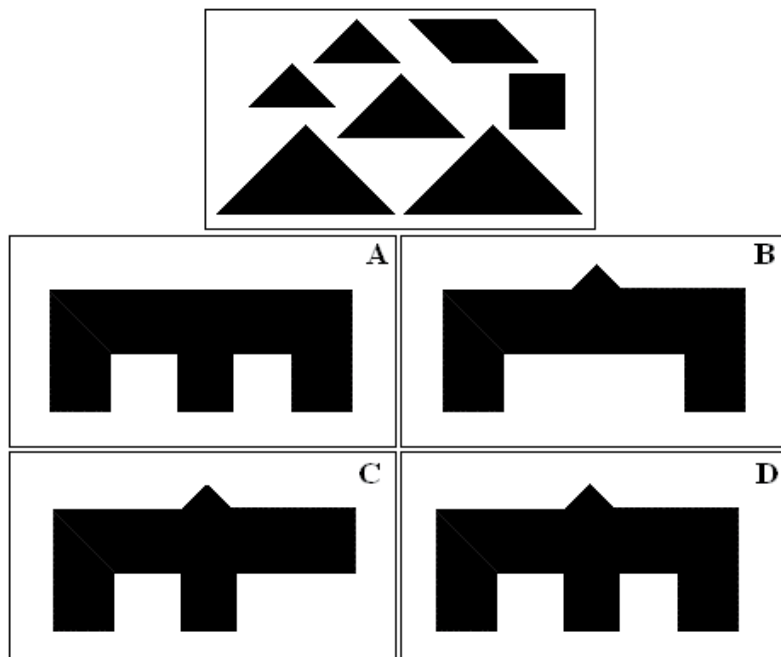
Spatial ability—practice test 1

34) Which shape can be assembled using all of the individual shapes shown?



A B C D

35) Which shape can be assembled using all of the individual shapes shown?



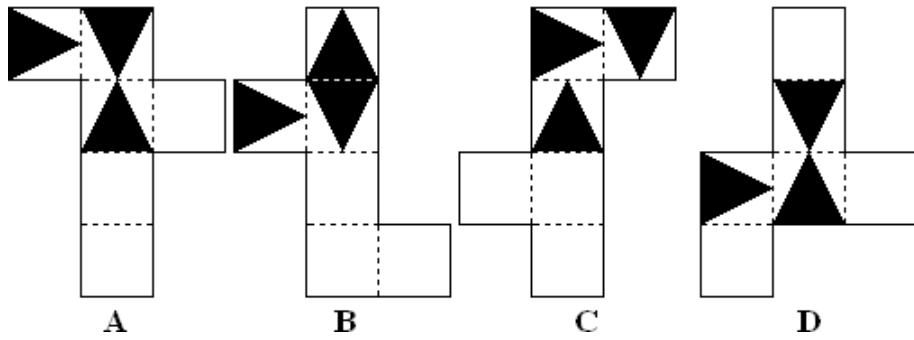
ABCD

Copyright www.psychometric-success.com

Page 6

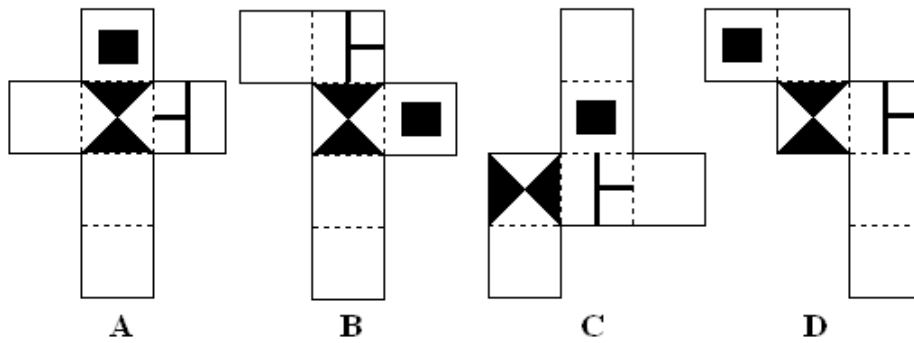
Spatial ability—practice test 1

Which pattern can be folded to make the cube shown? 36)



ABCD

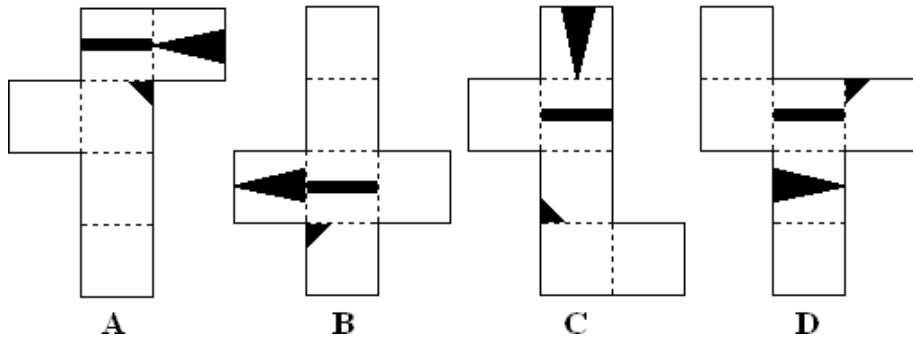
37)



ABCD

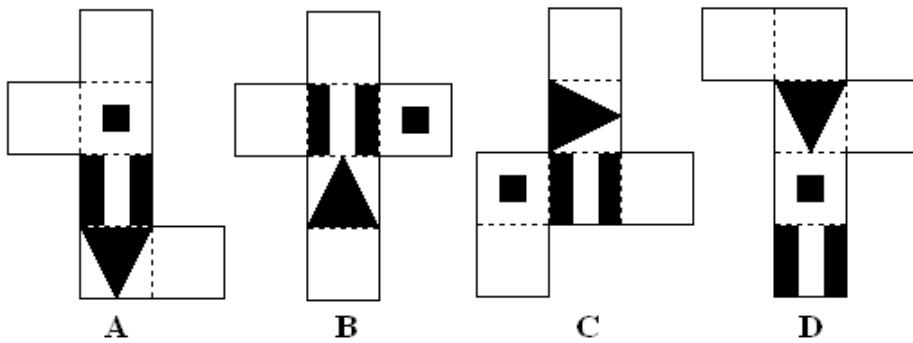
Spatial ability—practice test 1

38)



ABCD

39)

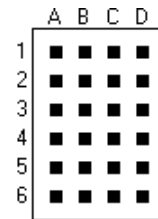
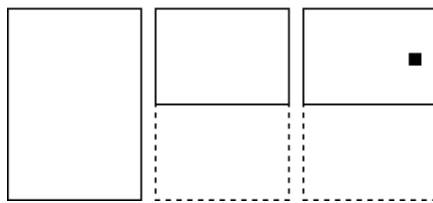


ABCD

Spatial ability—practice test 1

The drawings show a sheet of paper which has been folded. The dashed lines indicate the whole sheet, each drawing represents a single fold. The black square shows where a hole was punched. Where do the holes appear when the sheet is unfolded?

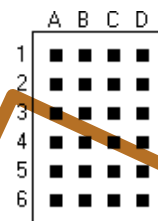
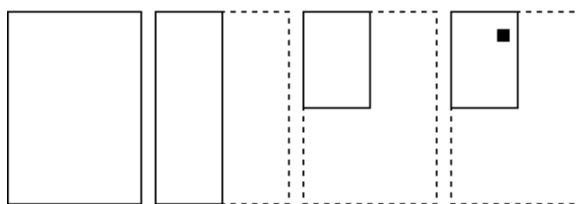
40)



A	B	C	D
2C,5C	2D,5D	3D,3D	2C,2D

A B C D

41)

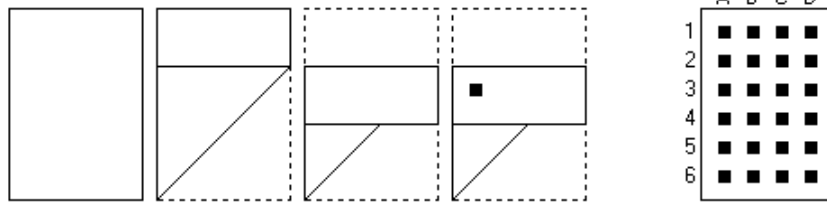


A	B	C	D
1B,1C,5B,5C	2B,2C,5B,5C	1B,2C,6B,6C	1B,1C,6B,6C

A B C D

Spatial ability—practice test 1

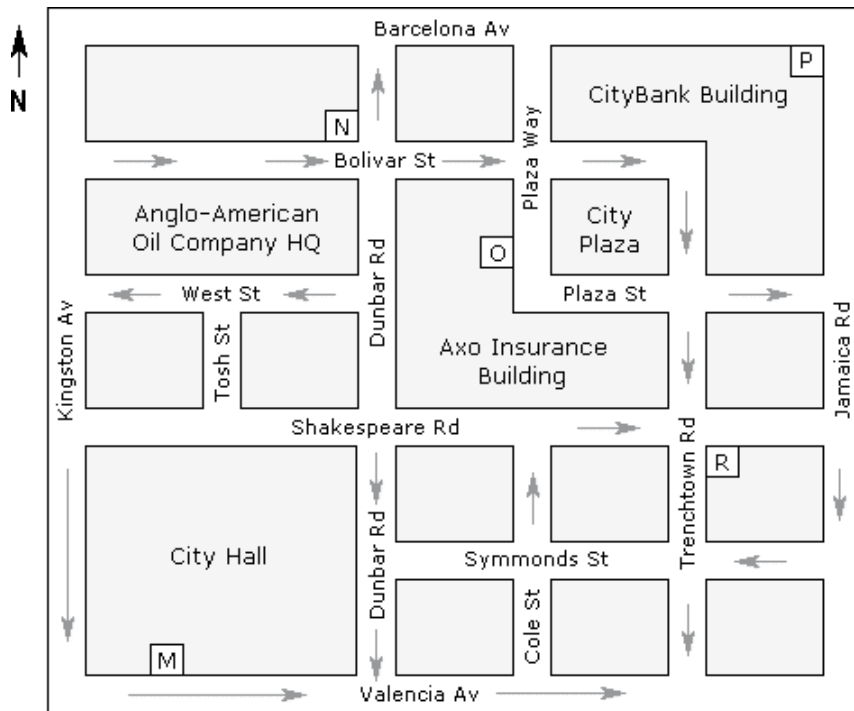
42)



A	B	C	D
3A,2A,6D	3A,5A,6D	3A,5A,3D	3A,2A

A B C D

Spatial ability—practice test 1



- 43) Officer Perez is in Tosh St with City Hall to her right. What direction is she facing?

A	B	C	D
North	South	East	West

- 44) She turns and walks to the junction with West St. She then turns right and walks to the next junction before turning left. Where is location 'O' in relation to her position?

A	B	C	D
North	South	East	West

- 45) Officer Martinez starts from location 'M' and proceeds as follows: left onto Valencia Av - heading East, second left - heading North, second right - heading East, second left - heading North. He proceeds North for two blocks. What is his location?

A	B	C	D
N	O	R	P

Spatial ability—practice test 1

End of Spatial Reasoning—Test 1

Copyright www.psychometric-success.com

Page 10

Spatial ability—practice test 1


Products to Help You Succeed in Psychometric Tests

Anyone that has tried to secure a job in today's market knows that a dazzling CV and a compelling interview are simply not enough. Candidates are now faced with a rigorous assessment of their abilities and their personality in the form of a psychometric test.

Maximise your performance in under 2 weeks!

Psychometric tests are now an integral part of the recruitment process, especially when it comes to finding candidates for those coveted top jobs. So, it's hardly surprising that seemingly well-qualified candidates are being overlooked in favour of applicants that excel at psychometric tests.

So, if you want to get that all important first job, or if you are hoping to further your career, now is the time to take positive action to increase your chances of success.



These eBooks teach you how to master specific aspects of psychometric analysis, such as numerical, verbal, abstract, spatial, mechanical reasoning and personality tests. Pass your psychometric tests with flying colours! These downloadable eBooks provide immediate access to expert know-how and essential insight that will give you the edge over the competition. Visit www.psychometric-success.com




Spatial ability—practice test 1

These eBooks give you the opportunity to work through complete sets of practice questions that are used to assess candidates for specific types of work, such as management, graduate, technical, supervisory and clerical level jobs. Each one of these books is a complete solution and contains everything you need to succeed in psychometric tests no matter what level of job you are applying for.

Visit www.psychometric-success.com

Spatial ability—practice test 1

<i>Answers</i>							
1)	N		16)	W		31)	C
2)	Q		17)	B		32)	B
3)	T		18)	R		33)	B
4)	F		19)	G		34)	B
5)	X		20)	Y		35)	D
6)	H		21)	O		36)	A
7)	P		22)	J		37)	B
8)	D		23)	L		38)	A
9)	A		24)	U		39)	B
10)	S		25)	C		40)	B
11)	V		26)	C		41)	D
12)	I		27)	B		42)	A
13)	E		28)	A		43)	C
14)	K		29)	D		44)	C
15)	M		30)	B		45)	D



NO	NAMA	NO SOAL																																													TOTAL					
		1	2	3	4	5	6	7	8	9	10	11	12	13	14	15	16	17	18	19	20	21	22	23	24	25	26	27	28	29	30	31	32	33	34	35	36	37	38	39	40	41	42	43	44	45						
1	HANDRI KRISTIAN	1	1	0	1	0	1	0	1	1	1	1	1	1	1	1	0	1	0	1	0	1	0	1	1	1	1	1	1	1	1	1	0	1	1	0	0	0	0	1	1	1	1	1	1	1	0	1	0	32		
2	KHOIRUL ABDI SETYAWAN	1	1	1	1	0	0	0	1	0	1	1	1	1	1	1	0	1	0	1	0	0	1	1	1	1	0	0	0	0	1	1	1	1	0	0	1	0	0	0	0	0	0	0	1	0	1	0	24			
3	MUH. FAIZAL RIDWAN	1	1	1	1	0	1	0	1	1	1	1	1	1	1	1	1	1	1	1	0	1	1	1	1	1	1	1	1	1	1	1	1	1	0	1	0	1	0	1	0	1	1	1	1	1	1	0	0	37		
4	HENDI SUPRATMAH	1	1	1	1	1	1	1	1	1	1	1	1	1	0	1	1	1	1	1	1	1	1	1	1	1	1	1	1	1	1	1	1	1	1	1	0	0	0	0	0	1	1	1	1	1	1	1	0	1	0	38
5	MUHAMMAD ISHAQ	1	0	0	1	1	1	0	0	0	0	0	1	0	0	0	1	0	1	0	0	0	0	0	0	1	0	1	1	1	1	0	1	0	1	0	0	0	1	1	1	0	0	0	0	0	0	0	0	17		
6	SYAMSUL HUDA A	1	1	0	1	1	1	0	1	1	1	0	1	1	1	1	1	1	1	0	0	1	1	1	1	0	1	1	1	1	1	1	0	1	0	0	0	0	0	0	1	0	0	0	0	0	0	0	27			
7	MOCH. HASANUR RIZAL	1	1	1	1	1	1	1	1	1	1	1	1	1	1	1	1	1	1	1	1	1	1	1	1	1	0	1	1	1	1	0	1	1	1	0	1	1	1	1	1	1	0	1	0	0	0	38				
8	TRINGGAS KUSSUMA ADI	1	1	1	1	0	1	1	1	1	1	1	1	1	1	1	0	1	1	1	1	1	0	1	1	0	1	0	1	0	0	0	1	0	0	0	1	1	0	1	1	1	1	0	1	1	0	1	0	31		
9	AGRI JULIANTO	1	1	0	1	0	1	0	1	1	1	1	1	1	1	1	1	1	0	1	0	1	1	1	1	0	0	1	1	1	1	0	1	1	0	0	0	0	0	0	0	1	0	0	0	1	1	28				
10	FARDIANTO	1	1	1	1	0	1	1	1	1	0	0	1	1	1	1	1	1	1	1	0	1	1	1	1	0	0	1	0	1	0	1	0	1	0	0	0	1	0	0	1	0	0	1	0	0	1	0	28			
11	WENDI DANI ANTO	1	1	0	1	1	1	0	1	1	1	1	1	1	1	1	0	1	1	1	1	1	0	1	1	1	0	0	1	0	1	0	1	0	1	0	1	0	1	0	1	0	1	0	0	0	0	28				
12	EKO AGUS FAJAR P.	1	1	1	1	1	1	0	1	1	1	0	1	1	1	1	0	1	1	1	1	0	0	1	1	1	0	1	1	1	0	0	0	1	0	1	0	1	1	1	1	1	0	0	0	0	0	29				
13	IKHSAN RIZKI RAMADHAN	1	1	1	1	1	1	1	0	1	1	0	1	1	1	1	1	1	1	1	1	1	1	1	1	1	1	1	1	1	1	0	1	0	0	0	1	1	1	1	1	1	0	0	0	1	1	36				
14	SULTAN ANBLA D.P.	1	1	0	1	0	1	1	1	1	0	0	1	1	1	0	1	1	1	1	0	0	1	1	0	1	1	0	0	1	1	1	1	0	0	1	0	1	1	1	0	0	1	1	1	1	1	30				
15	BAGAS BRAMANTYO P.	1	1	0	1	0	1	1	0	1	1	1	0	1	1	0	1	0	1	1	0	0	1	1	0	0	0	0	1	1	0	1	1	0	1	1	1	1	1	1	1	1	0	1	1	1	1	29				
16	PUTRA BAGUS IBRAHIM	1	1	0	1	0	1	1	0	1	1	0	1	1	1	1	1	1	0	1	1	0	0	1	1	1	0	0	1	0	0	0	0	0	0	0	1	1	1	1	1	1	0	0	1	0	0	26				
17	RIZA AMILIA	1	1	0	1	0	1	0	1	1	1	1	1	1	1	1	1	0	1	0	1	1	1	1	0	0	1	1	0	1	0	1	0	1	1	0	0	0	0	1	1	0	0	0	1	1	1	29				
18	MUH. NASHIRODDIN H.	1	1	1	1	1	1	1	1	1	1	1	1	1	1	1	1	1	1	1	1	1	1	1	1	1	1	1	1	1	1	0	1	0	1	0	0	1	1	1	1	1	1	1	1	1	1	41				
19	KHAFID KHOLIQ	1	1	1	1	1	1	1	1	1	1	1	1	1	1	1	1	1	1	1	1	1	1	1	1	1	0	1	1	0	1	1	1	1	1	1	0	0	1	0	0	1	0	1	0	1	1	37				
20	MUH. ALDI YUNUS	1	1	0	1	0	1	0	1	1	1	1	1	1	1	1	1	1	1	1	0	0	1	1	0	0	0	1	0	0	0	0	0	1	0	0	0	0	1	1	1	0	1	0	0	1	1	27				
21	CHANIA ZAKITA	1	1	1	1	1	1	1	1	1	0	1	1	1	1	1	1	0	1	0	0	0	1	1	1	0	1	1	0	0	0	1	1	0	0	0	0	0	0	1	1	1	1	1	1	1	1	1	32			
22	AHMAD NUR IKHSAN	1	1	1	1	1	1	0	1	1	1	0	1	1	1	1	1	1	1	0	0	1	1	1	1	0	0	1	0	0	0	0	1	0	0	1	0	1	1	0	0	0	1	0	0	1	1	1	29			
23	BAGAS PRAKASA ADI PUTRA	1	1	1	1	1	1	1	1	1	0	1	1	1	1	1	1	1	1	1	0	1	1	1	1	1	1	1	1	1	0	1	1	0	0	1	1	1	1	1	1	0	0	1	1	1	1	38				
24	MUHAMMAD SYAFII	1	1	1	1	1	1	1	1	1	1	1	1	1	1	1	1	0	1	0	1	0	1	1	1	1	1	1	1	1	0	0	0	0	1	1	1	1	1	0	1	1	1	1	1	1	1	37				
25	R. MUHAMMAD NUR AWALUDDON H	1	1	1	1	1	1	1	1	1	1	1	1	1	1	1	1	1	1	1	1	1	1	1	1	1	1	1	1	1	1	0	0	1	1	0	0	1	1	1	1	1	1	1	1	1	1	41				
26	ALFIAN RAMADHON	1	1	0	1	0	1	0	1	1	1	1	1	1	1	1	1	1	1	1	1	1	1	1	1	1	1	1	0	1	0	1	1	1	0	0	0	0	0	1	1	1	1	0	0	1	1	1	34			
27	M. YAHYA ZIA ULHAQ	1	1	0	1	0	1	1	1	0	0	1	1	0	1	0	1	1	1	1	0	1	1	1	1	1	1	1	1	1	0	1	1	1	1	1	0	0	0	0	1	1	1	1	1	1	1	33				
28	M. MASRIDO NURROHMAN	1	1	0	1	1	1	0	1	1	1	1	1	1	1	1	1	1	1	1	1	1	1	1	1	1	1	1	1	0	1	0	1	0	1	1	0	0	0	1	1	1	1	0	0	1	1	0	35			
29	HERRIS SAPTONO	0	0	0	0	1	1	1	1	1	1	1	0	1	1	1	0	0	1	0	1	1	1	1	1	1	1	1	1	1	1	1	1	1	1	0	1	1	1	1	1	1	0	0	0	0	0	31				
30	MANSUR MASULI	1	1	0	1	1	1	1	1	1	0	0	1	1	1	1	1	1	1	1	0	0	1	1	1	1	0	1	0	1	0	0	1	0	0	1	0	0	1	0	1	1	0	0	0	0	0	27				
31	EVENT RAMADHANI P	1	0	1	1	1	1	1	1	1	1	1	1	1	1	1	1	1	1	1	1	1	1	1	1	1	1	1	1	1	1	1	1	1	1	1	1	1	1	1	1	1	1	1	1	0	1	1	41			

32	DIMAS PURNAMA AJI	1	1	1	1	1	1	0	1	1	1	0	1	1	1	1	1	1	0	1	0	1	1	1	1	1	1	0	0	0	0	1	1	1	1	1	0	1	0	0	33					
33	DANANG ARY TATA KUSUMA	1	1	0	1	0	1	0	1	1	1	1	1	1	1	1	1	0	1	1	1	1	1	0	1	1	1	0	1	1	0	0	1	1	1	1	0	1	1	0	1	0	34			
34	M. DIMYATI KHOLIL	1	1	1	1	1	1	1	1	1	0	1	1	1	1	1	0	1	1	0	1	1	1	0	1	1	0	1	1	0	0	0	0	0	0	0	1	0	1	1	1	0	30			
35	DEWI NUR INDAH SARI	1	1	1	1	1	1	1	1	1	1	1	1	1	1	1	1	1	1	0	1	1	1	0	1	1	0	1	0	1	0	0	0	1	0	1	1	0	0	0	0	31				
36	SUDRAJAT	1	1	0	1	1	1	0	1	1	1	1	1	1	1	1	1	0	1	0	1	1	1	1	0	1	1	1	1	0	1	0	0	0	1	0	0	1	0	1	1	1	0	0	31	
37	MOCH. AIMAN	1	1	1	1	0	1	1	1	1	1	0	1	1	1	1	1	1	1	0	0	1	1	1	0	1	1	0	1	0	1	0	0	1	0	0	0	0	0	0	0	1	0	0	27	
38	DIANA LUSIA FAFILAYA	1	1	0	1	0	1	0	1	1	1	1	1	1	1	1	1	1	1	1	1	1	0	1	1	1	1	0	1	1	0	0	0	1	1	1	1	1	1	0	1	1	1	36		
39	ARYA YUDHISTIRA	1	1	0	1	1	1	0	1	1	1	1	1	1	1	0	1	1	1	0	0	1	1	1	0	1	1	1	1	0	1	0	0	0	1	1	1	1	1	0	0	1	0	1	32	
40	APRIL RIYANTO	1	1	1	1	1	1	1	1	1	1	1	1	1	1	1	1	1	1	1	1	1	1	1	1	1	1	1	1	1	1	1	1	1	1	1	1	1	1	1	1	1	1	42		
41	FACHRIL MAYDA A	1	1	0	1	0	1	0	1	1	0	0	1	1	1	1	0	1	1	0	0	0	1	0	0	0	0	0	0	0	1	1	0	0	1	0	1	0	0	0	1	0	1	0	20	
42	NAFIS MAUNATUL QUDRO	1	1	0	1	1	1	0	1	1	1	1	1	1	1	1	1	1	0	1	1	1	0	1	1	1	1	0	0	0	0	0	1	1	1	1	1	1	1	1	0	0	1	34		
43	BUNGA SAZVIA SUPPAREDA	1	1	0	1	1	1	0	0	1	1	1	1	1	1	1	1	1	1	1	1	1	1	1	1	1	1	1	1	0	1	0	0	1	1	1	1	1	1	0	0	1	1	1	37	
44	YULINDA FATMAWATI	1	1	1	1	0	1	0	0	1	1	0	1	1	1	1	1	1	1	0	0	1	1	1	1	1	1	1	1	0	1	0	0	0	0	1	1	1	1	1	1	1	1	1	34	
45	JOPY MELKIOR MELSASAIL	1	1	1	1	1	0	1	1	1	1	1	1	0	1	1	1	1	1	0	0	1	1	0	0	0	0	0	0	1	1	0	0	0	0	0	0	0	0	0	0	0	0	0	22	
46	DANNI FEBRIAWAN P.	1	1	0	1	1	1	0	1	1	1	1	1	1	1	1	1	1	1	0	0	1	1	0	1	1	1	0	1	0	0	0	0	1	1	1	1	1	0	0	0	1	0	30		
47	ARIEF RAMADHAN	1	1	1	1	1	1	1	1	1	1	1	1	1	1	0	1	1	1	1	1	1	1	1	1	1	1	1	0	0	0	1	0	1	1	1	1	1	1	1	1	1	1	1	40	
48	SEPTIYAN FEBIANTO	1	1	1	1	1	1	1	1	1	0	1	1	1	1	1	0	1	0	1	0	1	1	0	0	1	1	0	1	0	0	0	1	0	0	1	1	1	1	1	1	0	0	1	0	30
49	MUHAMMAD SAFWAN	1	1	1	1	1	1	1	1	1	1	1	1	1	1	1	1	1	0	1	1	1	1	0	0	0	0	0	1	1	0	0	1	0	1	1	1	0	0	1	1	0	0	31		
50	ALFAN KURNIAWAN	1	1	1	1	1	1	1	1	1	1	1	1	1	1	1	1	1	1	1	1	1	0	1	1	1	1	1	1	0	0	0	1	0	1	1	0	0	1	0	1	1	37			
51	RIZKA SEKAR SARI	1	1	0	1	0	1	0	1	1	1	1	1	1	1	1	1	1	1	1	1	1	0	1	1	1	0	1	1	1	1	0	0	1	1	1	1	1	1	1	1	1	1	38		
52	BAYU KRISNA AJI	1	1	1	1	0	1	1	1	1	1	1	1	1	1	1	1	1	1	1	1	1	1	0	1	0	1	0	1	1	1	0	0	0	0	0	0	0	1	0	0	0	1	1	31	
53	GESANG MAULANA	1	1	0	1	0	1	1	1	1	0	1	1	1	1	1	1	1	0	1	1	1	0	1	1	1	0	1	1	1	1	0	0	0	1	1	1	1	1	1	1	0	0	1	34	
54	DWIKI FIRMANSYAH	1	1	1	1	0	1	1	1	1	0	1	1	1	1	0	1	0	1	1	1	1	0	0	1	1	1	1	1	0	1	1	1	1	1	1	1	1	0	0	1	0	1	34		
55	ISLAUCHA YUNI ARIANI	1	1	1	1	1	1	1	1	1	1	1	1	1	1	1	1	1	1	1	1	1	1	1	1	1	1	1	0	1	0	0	0	1	1	1	1	1	1	1	1	1	1	1	41	
56	DANIAL	0	1	1	1	1	1	1	1	1	1	1	1	1	1	1	1	1	1	1	1	1	0	1	1	1	1	0	1	1	0	0	0	0	1	1	0	0	0	1	0	0	33			
57	IBNU IRSAM ARDIANSYAH	1	1	1	1	0	1	1	1	1	1	1	1	1	1	1	1	1	1	1	1	1	0	0	1	1	1	1	0	1	1	0	0	1	1	1	1	1	1	0	1	1	1	38		
58	A.A. Ngr A WISNU SURYA P.A	1	1	1	1	1	1	1	1	1	1	1	1	1	1	1	1	1	1	1	1	1	1	1	1	1	1	0	1	0	1	1	1	1	1	1	1	1	0	1	1	0	1	41		
59	GIFAR INSANI P	1	0	0	0	0	1	0	0	0	1	0	0	1	0	0	1	0	0	1	1	0	0	1	1	0	0	0	0	1	0	0	0	0	0	0	0	0	0	0	0	0	0	0	12	
60	FEBRIAN DWI R	1	0	0	1	0	1	0	0	1	1	0	1	1	0	0	0	0	0	0	0	0	0	0	0	0	0	1	1	0	0	0	1	1	1	1	0	1	0	0	0	0	0	0	16	
61	HENY AYU AGUSTINA	1	1	0	1	0	1	1	1	0	1	1	1	1	1	1	1	1	0	1	1	1	1	0	0	0	0	0	1	1	0	1	0	0	0	0	0	0	1	0	0	1	0	0	26	
62	ANDI ARVIANTO	1	0	0	1	0	1	0	1	0	0	0	1	0	1	0	0	1	1	0	1	1	1	0	0	0	1	0	1	0	0	0	1	0	0	0	0	0	0	0	0	1	0	19		

NO	NAMA	ORIGINALITAS			ESTETIS KERAGAMAN					ESTETIS KETERPADUAN				ESTETIS KESELARASAN			ESTETIS IMAJINASI		KELANCARAN						TRANSFORMASI				KESEIMBANGAN				RASIONALITAS			TOTAL
		1a	1b	5	1a	1b	3a	3b	3c	1a	1b	2	5	2	4	5	4	5	1a	1b	2	3a	3b	3c	1a	1b	2	5	3a	3b	3c	4	4	5		
1	HANDRI KRISTIAN	6	6	7	6	6	5	5	5	6	6	6	6	5	5	6	5	6	6	6	6	5	5	5	6	6	6	5	5	5	5	5	5	4	6	152
2	KHOIRUL ABDI SETYAWAN	5	5	6	3	4	7	8	8	4	4	5	7	4	5	7	5	7	6	6	5	6	7	7	4	4	4	5	7	7	7	5	4	6	161	
3	MUH. FAIZAL RIDWAN	4	6	4	6	6	5	5	5	6	6	4	5	4	5	5	4	5	6	6	4	4	4	4	6	6	4	3	5	5	5	5	3	4	133	
4	HENDI SUPRATMAH	6	7	6	6	6	7	6	6	6	6	6	6	6	6	6	6	6	6	6	6	7	6	6	6	6	6	6	6	6	6	6	6	6	6	170
5	MUHAMMAD ISHAQ	4	5	4	5	6	5	5	5	5	5	5	5	5	4	5	5	5	5	5	5	6	6	6	5	5	6	4	5	5	5	5	4	5	141	
6	SYAMSUL HUDA A	6	7	6	6	7	5	6	6	6	8	4	6	4	5	6	6	6	6	7	4	5	5	5	6	7	4	4	5	5	5	6	6	6	154	
7	MOCH. HASANUR RIZAL	0	5	5	0	5	3	4	4	0	5	4	5	4	3	5	4	5	0	5	4	3	3	3	0	5	4	5	3	3	3	4	4	5	100	
8	TRINGGAS KUSSUMA ADI	5	5	6	3	4	4	5	4	5	5	3	6	3	5	6	4	6	5	5	4	5	5	4	3	5	4	5	5	5	4	5	4	6	130	
9	AGRI JULIANTO	5	5	6	5	5	6	6	6	5	5	4	6	5	4	6	4	6	5	5	5	6	6	6	5	5	5	6	6	6	6	4	4	6	149	
10	FARDIANTO	7	6	6	6	6	6	6	6	7	7	7	6	7	5	5	5	6	7	7	7	7	7	7	7	7	7	6	7	7	7	5	4	6	178	
11	WENDI DANI ANTO	7	7	6	8	7	7	7	7	8	7	7	8	7	7	7	5	7	8	8	7	7	7	7	8	8	7	7	7	7	7	7	7	7	7	200
12	EKO AGUS FAJAR P.	7	7	8	7	6	6	6	7	7	7	6	8	6	5	7	4	7	7	7	6	7	7	7	7	7	7	7	7	7	7	4	4	7	181	
13	IKHSAN RIZKI RAMADHAN	5	5	5	5	6	5	5	5	5	5	7	6	7	5	6	5	6	6	6	7	5	5	5	6	6	7	5	5	5	5	5	5	6	156	
14	SULTAN ANBLA D.P.	4	4	5	4	5	5	5	5	5	5	3	5	3	4	5	4	5	5	5	3	5	5	5	5	5	3	5	5	5	5	4	4	5	128	
15	BAGAS BRAMANTYO P.	7	7	6	6	6	7	7	7	6	6	6	5	6	4	4	5	4	7	7	7	7	7	7	6	6	7	5	7	7	7	5	4	5	168	
16	PUTRA BAGUS IBRAHIM	5	4	5	5	4	6	6	6	4	4	4	6	4	5	6	5	6	5	5	5	5	5	5	4	4	5	6	5	5	5	5	5	6	142	
17	RIZA AMLIA	7	7	6	6	6	7	7	7	7	7	5	7	6	7	7	5	7	8	8	8	7	7	7	7	7	7	7	7	7	6	5	6	190		
18	MUH. NASHIRODDIN H.	5	5	6	5	5	6	5	6	5	5	4	6	4	4	6	5	6	5	5	5	6	5	6	5	5	5	6	6	6	6	5	4	6	148	
19	KHAFID KHOLIQ	6	6	5	6	6	7	7	7	7	7	5	6	5	4	5	4	5	7	7	5	7	7	7	6	7	7	5	6	6	6	6	4	4	166	
20	MUH. ALDI YUNUS	6	5	6	5	5	6	6	6	6	5	5	6	5	5	6	5	6	6	5	5	5	5	5	5	5	6	6	5	5	5	5	5	6	151	
21	CHANIA ZAKITA	4	3	4	3	3	5	5	5	4	3	4	4	4	4	4	4	3	4	4	4	4	4	4	4	3	4	3	4	4	4	4	4	4	111	
22	AHMAD NUR IKHSAN	3	3	3	3	3	2	2	2	4	4	2	3	2	3	2	3	4	4	4	3	3	3	3	4	4	2	3	3	3	3	3	3	3	3	84
23	BAGAS PRAKASA ADI PUTRA	5	5	6	5	5	4	4	4	5	5	5	5	5	5	6	5	5	6	6	5	4	4	4	5	5	5	6	5	5	5	5	5	6	139	
24	MUHAMMAD SYAFII	4	5	5	5	5	5	5	5	4	5	5	4	3	4	4	3	4	5	5	5	5	5	5	5	5	5	4	5	5	5	3	3	4	125	
25	R. MUHAMMAD NUR AWALUDDIN H	5	5	5	5	5	5	5	5	5	5	5	5	5	5	5	4	5	5	5	5	5	5	5	5	5	5	4	5	5	5	5	4	5	137	
26	ALFIAN RAMADHON	5	5	7	5	5	4	4	4	5	5	4	6	5	4	6	4	6	6	6	4	4	4	4	5	6	5	6	5	5	5	4	4	6	136	
27	M. YAHYA ZIA ULHAQ	4	3	3	5	5	3	3	3	5	3	4	3	4	2	3	2	3	4	3	4	3	3	3	4	4	4	3	3	3	3	3	3	3	91	

28	M. MASRIDO NURROHMAN	3	3	4	3	3	3	3	2	3	3	3	3	3	1	3	1	3	3	3	3	3	2	3	3	3	3	3	3	1	1	3	74			
29	HERRIS SAPTONO	6	6	5	6	6	4	4	4	6	6	5	4	5	5	4	5	4	4	4	4	4	4	5	5	5	4	4	4	4	4	3	4	122		
30	MANSUR MASULI	5	5	4	4	4	6	5	4	5	5	2	4	2	1	4	1	4	4	4	2	5	4	3	4	4	2	3	4	4	4	1	1	4	96	
31	EVENT RAMADHANI P	3	3	2	5	5	2	2	2	3	3	3	2	3	4	3	4	3	2	2	3	1	1	1	3	3	3	3	1	1	1	4	4	3	70	
32	DIMAS PURNAMA AJI	3	3	3	3	3	4	3	4	3	3	3	3	2	2	3	2	3	3	3	2	4	3	4	3	3	2	3	4	3	4	1	1	3	81	
33	DANANG ARY TATA KUSUMA	2	2	1	2	2	3	3	3	2	2	3	1	3	1	1	1	1	2	2	3	3	3	3	2	2	3	1	3	3	3	1	1	1	60	
34	M. DIMYATI KHOLIL	5	5	5	5	5	5	5	5	5	5	5	5	4	1	5	1	5	5	5	5	6	6	6	5	5	5	5	5	5	5	1	1	5	126	
35	DEWI NUR INDAH SARI	3	3	1	3	2	6	5	4	2	2	3	1	3	1	1	1	1	1	1	2	6	5	4	2	2	3	1	5	5	4	1	1	1	74	
36	SUDRAJAT	2	2	3	2	2	5	5	5	2	2	2	3	2	1	1	1	3	2	2	2	5	5	5	2	2	2	3	5	5	5	1	1	2	81	
37	MOCH. AIMAN	3	3	3	3	3	3	3	3	3	3	5	3	5	1	3	1	3	3	3	4	3	3	3	3	3	4	3	3	3	3	1	1	3	82	
38	DIANA LUSIA FAFILAYA	4	4	3	4	4	2	2	2	3	3	4	3	4	4	3	4	3	3	3	4	2	2	2	3	3	4	3	2	2	2	4	4	3	83	
39	ARYA YUDHISTIRA	4	4	3	4	4	4	4	4	4	4	3	3	3	4	3	3	3	4	4	3	4	4	4	4	4	3	3	4	4	4	3	3	3	100	
40	APRIL RIYANTO	3	3	3	3	3	3	3	3	3	3	3	3	3	3	3	3	3	3	3	3	3	3	3	3	3	3	3	3	3	3	3	3	3	84	
41	FACHRIL MAYDA A	3	3	3	5	5	2	2	2	3	3	4	3	3	4	3	4	3	2	2	3	2	2	2	3	3	3	3	2	2	2	3	3	3	76	
42	NAFIS MAUNATUL QUDRO	4	4	4	4	4	5	5	5	4	4	3	3	3	3	3	2	3	4	4	3	5	5	5	3	3	4	3	4	4	4	3	2	3	102	
43	BUNGA SAZVIA SUPPAREDA	5	5	3	5	5	3	4	3	4	4	3	2	3	3	3	3	3	5	5	3	3	4	3	5	5	2	3	3	3	3	3	4	3	95	
44	YULINDA FATMAWATI	4	4	5	4	4	2	2	2	3	3	4	5	4	2	5	2	4	4	4	3	2	2	2	3	3	3	4	2	2	2	2	2	4	82	
45	JOPY MELKIOR MELSASAIL	4	4	2	4	5	6	6	6	5	5	5	3	5	2	3	3	3	5	5	5	6	6	6	4	4	5	3	5	5	5	3	3	3	125	
46	DANNI FEBRIAWAN P.	3	3	3	2	2	2	3	3	2	2	2	3	3	3	3	3	2	2	2	2	4	4	4	3	3	3	2	5	5	5	3	3	3	84	
47	ARIEF RAMADHAN	3	3	3	3	3	5	5	5	3	3	4	3	4	3	3	3	3	3	3	4	5	5	5	2	2	4	3	5	5	5	2	3	3	103	
48	SEPTYAN FEBIANTO	3	3	3	4	3	2	2	3	3	3	4	3	4	3	3	3	3	3	4	3	2	2	2	3	3	3	3	3	3	3	3	3	3	82	
49	MUHAMMAD SAFWAN	4	4	3	4	4	2	2	2	3	3	3	3	3	3	3	3	3	3	3	3	2	3	3	3	3	3	3	3	3	3	3	3	3	80	
50	ALFAN KURNIAWAN	5	5	5	5	5	5	5	5	5	5	4	5	4	4	5	5	5	4	4	4	4	4	4	4	4	4	4	5	5	5	5	5	4	5	127
51	RIZKA SEKAR SARI	4	4	2	4	2	3	4	4	4	4	3	2	3	3	2	3	2	4	4	3	3	4	4	3	3	2	2	4	4	4	3	3	2	89	
52	BAYU KRISNA AJI	4	4	4	4	4	4	4	4	4	4	3	4	3	4	4	4	4	4	4	2	3	4	4	4	4	3	4	3	3	3	4	4	4	103	
53	GESANG MAULANA	5	4	4	4	4	3	4	3	4	4	4	3	3	3	4	3	4	4	4	3	3	3	3	4	4	3	4	4	4	4	3	3	4	99	
54	DWIKI FIRMANSYAH	4	4	5	4	4	7	7	7	4	4	7	6	7	5	5	4	6	4	4	7	7	7	7	3	3	7	5	7	7	7	5	4	5	158	
55	ISLAUCHA YUNI ARIANI	5	5	6	4	4	5	5	5	4	4	5	5	4	3	5	3	5	5	5	5	5	5	5	4	4	4	3	5	5	5	3	3	3	122	
56	DANIAL	5	5	5	4	4	6	6	6	4	4	5	5	5	4	5	4	5	5	5	5	6	6	6	4	4	5	5	5	5	5	3	3	5	136	
57	IBNU IRSAM ARDIANSYAH	5	6	5	6	5	4	4	4	5	5	6	4	6	4	5	3	5	4	4	6	4	4	4	4	4	6	5	4	4	4	4	3	5	124	
58	A.A. Ngr A WISNU SURYA P.A	5	5	5	4	5	3	3	3	4	4	4	5	4	5	5	5	5	5	5	4	3	3	3	4	4	4	5	3	3	3	5	5	5	114	
59	GIFAR INSANI P	6	6	6	5	5	3	3	3	3	3	4	4	4	4	4	4	4	3	3	4	3	3	3	4	4	4	4	4	4	4	4	3	4	101	
60	FEBRIAN DWI R	4	4	3	4	4	3	4	4	3	4	3	2	2	3	2	2	2	4	4	2	3	4	4	2	2	3	2	4	4	4	3	2	2	83	
61	HENY AYU AGUSTINA	4	4	3	3	3	2	2	2	3	3	2	3	2	2	3	1	3	3	3	2	1	1	1	2	2	2	3	2	2	2	1	1	3	59	
62	ANDI ARVIANTO	4	3	3	3	1	5	5	5	2	3	3	3	3	2	3	3	3	3	3	3	3	4	4	4	2	2	3	3	3	3	3	3	3	89	

LAMPIRAN B2

HASIL UJI VALIDITAS DAN RELIABILITAS

TES KEMAMPUAN VISUAL-SPASIAL

ELLA DWI MARYONO PUTRI

PROGRAM STUDI S1 FAKULTAS PSIKOLOGI

UNIVERSITAS 17 AGUSTUS 1945 SURABAYA

8 JUNI 2017

Reliability

Notes		
Output Created		08-JUN-2017 07:00:31
Comments		
Input	Active Dataset	DataSet0
	Filter	<none>
	Weight	<none>

	Split File	<none>
	N of Rows in Working Data File	62
	Matrix Input	
Missing Value Handling	Definition of Missing	User-defined missing values are treated as missing.
	Cases Used	Statistics are based on all cases with valid data for all variables in the procedure.

Notes

Syntax	RELIABILITY /VARIABLES=VAR00001 VAR00002 VAR00003 VAR00004 VAR00005 VAR00006 VAR00007 VAR00008 VAR00009 VAR00010 VAR00011 VAR00012 VAR00013 VAR00014 VAR00015 VAR00016 VAR00017 VAR00018 VAR00019 VAR00020 VAR00021 VAR00022 VAR00023 VAR00024 VAR00025 VAR00026 VAR00027 VAR00028 VAR00029 VAR00030 VAR00031 VAR00032 VAR00033 VAR00034 VAR00035 VAR00036 VAR00037 VAR00038 VAR00039 VAR00040 VAR00041 VAR00042 VAR00043 VAR00044 VAR00045 /SCALE('KEMAMPUAN VISUAL-SPASIAL') ALL /MODEL=ALPHA /SUMMARY=TOTAL.
Resources	Processor Time 00:00:00.03 Elapsed Time 00:00:00.05

[DataSet0]

Scale: KEMAMPUAN VISUAL-SPASIAL

Reliability Statistics

Cronbach's Alpha	N of Items
.840	45

Item-Total Statistics				
	Scale Mean if Item Deleted	Scale Variance if Item Deleted	Corrected Item-Total Correlation	Cronbach's Alpha if Item Deleted
VAR00001	30.7097	42.209	-.037	.841
VAR00002	30.7742	40.473	.421	.835
VAR00003	31.1452	39.569	.369	.835
VAR00004	30.7097	41.521	.263	.838
VAR00005	31.1129	40.167	.275	.837
VAR00006	30.7097	41.619	.220	.839

VAR00007	31.1129	40.003	.301	.837
VAR00008	30.8065	40.749	.300	.837
VAR00009	30.7742	40.309	.465	.834
VAR00010	30.7742	40.965	.289	.837
VAR00011	31.0161	39.393	.423	.833
VAR00012	30.7581	40.809	.363	.836
VAR00013	30.7419	41.506	.185	.839
VAR00014	30.7419	40.785	.414	.835
VAR00015	30.7742	40.145	.509	.833
VAR00016	30.8871	40.364	.311	.836
VAR00017	30.7419	40.949	.362	.836
VAR00018	30.9516	40.309	.288	.837
VAR00019	30.6935	41.659	.294	.838
VAR00020	31.0000	39.574	.398	.834
VAR00021	31.1129	38.889	.484	.831
VAR00022	31.0000	39.738	.370	.835
VAR00023	30.7097	41.193	.408	.837
VAR00024	30.7258	40.825	.465	.835
VAR00025	30.9839	40.082	.316	.836
VAR00026	31.2258	39.358	.405	.834
VAR00027	30.9355	39.897	.370	.835
VAR00028	30.8065	40.454	.370	.835
VAR00029	31.1613	38.892	.479	.831
VAR00030	30.9032	40.023	.367	.835

VAR00031	31.2903	41.357	.088	.843
----------	---------	--------	------	------

Item-Total Statistics				
	Scale Mean if Item Deleted	Scale Variance if Item Deleted	Corrected Item- Total Correlation	Cronbach's Alpha if Item Deleted
VAR00032	30.9839	41.393	.092	.842
VAR00033	31.1452	42.454	-.084	.847
VAR00034	31.4032	41.556	.069	.842
VAR00035	31.5161	41.598	.088	.841
VAR00036	31.1613	41.383	.080	.843
VAR00037	31.0806	40.338	.251	.838
VAR00038	30.9194	40.436	.279	.837
VAR00039	30.8871	39.872	.408	.834
VAR00040	31.0161	38.869	.514	.831
VAR00041	31.2581	39.900	.320	.836
VAR00042	31.2581	39.768	.341	.835
VAR00043	31.1452	39.765	.337	.836
VAR00044	31.0645	40.324	.255	.838
VAR00045	31.1774	38.837	.488	.831

SAVE OUTFILE='D:\SKRIPSI\DATA\TABULASI X.sav'

/COMPRESSED.

LAMPIRAN B1

**HASIL UJI VALIDITAS DAN RELIABILITAS
TES KREATIVITAS DI BIDANG ARSITEKTUR
ELLA DWI MARYONO PUTRI
PROGRAM STUDI S1 FAKULTAS PSIKOLOGI
UNIVERSITAS 17 AGUSTUS 1945 SURABAYA**

8 JUNI 2017

Reliability

Notes		
Output Created		08-JUN-2017 07:33:55
Comments		
Input	Data	D:\SKRIPS\DATA\TABULAS I Y.sav

	Active Dataset	DataSet1
	Filter	<none>
	Weight	<none>
	Split File	<none>
	N of Rows in Working Data File	62
	Matrix Input	
Missing Value Handling	Definition of Missing	User-defined missing values are treated as missing.
	Cases Used	Statistics are based on all cases with valid data for all variables in the procedure.
Syntax	RELIABILITY /VARIABLES=O1a O1b O5 ER1a ER1b ER3a ER3b ER3c EP1a EP1b EP2 EP5 ES2 ES4 ES5 EI4 EI5 K1a K1b K2 K3a K3b K3c T1a T1b T2 T5 KS3a KS3b KS3c KS4 R4 R5 /SCALE('ALL VARIABLES') ALL /MODEL=ALPHA /SUMMARY=TOTAL.	
Resources	Processor Time	00:00:00.00
	Elapsed Time	00:00:00.00

[DataSet1] D:\SKRIPSI\DATA\TABULASI Y.sav

Scale: TES KREATIVITAS

Reliability Statistics

Cronbach's Alpha	N of Items
.985	33

Item-Total Statistics				
	Scale Mean if Item Deleted	Scale Variance if Item Deleted	Corrected Item-Total Correlation	Cronbach's Alpha if Item Deleted
O1a	135.2097	1546.923	.795	.985
O1b	135.1290	1545.721	.837	.985
O5	135.2742	1534.497	.811	.985
ER1a	135.3065	1555.659	.708	.985
ER1b	135.2581	1552.588	.756	.985
ER3a	135.2258	1536.014	.763	.985
ER3b	135.1613	1537.547	.788	.985

ER3c	135.1935	1531.831	.814	.985
EP1a	135.3871	1532.110	.839	.985
EP1b	135.3065	1537.068	.855	.985
EP2	135.5000	1553.664	.762	.985
EP5	135.3387	1518.228	.892	.985
ES2	135.5968	1549.818	.780	.985
ES4	136.0323	1544.884	.763	.985
ES5	135.4032	1528.376	.848	.985
EI4	136.1452	1554.028	.720	.985
EI5	135.3710	1528.336	.870	.985
K1a	135.2742	1519.317	.874	.985
K1b	135.1935	1523.241	.893	.985
K2	135.5161	1531.237	.855	.985
K3a	135.2742	1531.776	.784	.985
K3b	135.2581	1534.293	.800	.985
K3c	135.3065	1530.347	.813	.985
T1a	135.5645	1532.020	.836	.985
T1b	135.4194	1530.641	.861	.985
T2	135.4194	1528.674	.859	.985
T5	135.5968	1536.966	.844	.985
KS3a	135.2258	1538.243	.827	.985
KS3b	135.2419	1536.842	.833	.985
KS3c	135.2581	1536.916	.840	.985
KS4	136.0161	1538.541	.783	.985

Item-Total Statistics				
	Scale Mean if Item Deleted	Scale Variance if Item Deleted	Corrected Item-Total Correlation	Cronbach's Alpha if Item Deleted
R4	136.3065	1557.593	.703	.985
R5	135.4516	1532.580	.861	.985

RELIABILITY

/VARIABLES=VAR00001 VAR00002 VAR00003 VAR00004 VAR00005 VAR00006 VAR00007 VAR00008
VAR00009 VAR00010 VAR00011 VAR00012 VAR00013 VAR00014 VAR00015 VAR00016 VAR00017
VAR00018 VAR00019 VAR00020 VAR00021 VAR00022 VAR00023 VAR00024 VAR00025 VAR00026
VAR00027

VAR00028 VAR00029 VAR00030 VAR00031 VAR00032 VAR00033 VAR00034 VAR00035 VAR00036
VAR00037 VAR00038 VAR00039 VAR00040 VAR00041 VAR00042 VAR00043 VAR00044 VAR00045

/SCALE('Kemampuan Visual-Spasial') ALL

/MODEL=ALPHA

/STATISTICS=DESCRIPTIVE SCALE

/SUMMARY=TOTAL.

Reliability

Notes

Output Created	11-JUL-2017 03:36:47
Comments	
Data	D:\SKRIPSI\DATA\TABULAS I X.sav
Input	Active Dataset DataSet1
Filter	<none>

Missing Value Handling	Weight	<none>
	Split File	<none>
	N of Rows in Working Data File	62
	Matrix Input	D:\SKRIPS\DATA\TABULAS I X.sav
	Definition of Missing	User-defined missing values are treated as missing.
	Cases Used	Statistics are based on all cases with valid data for all variables in the procedure.

Notes

Scale: Kemampuan Visual-Spasial

Case Processing Summary

		N	%
Cases	Valid	62	100.0
	Excluded ^a	0	.0
	Total	62	100.0

a. Listwise deletion based on all variables in the procedure.

Reliability Statistics

Cronbach's Alpha	N of Items
.840	45

Item Statistics

	Mean	Std. Deviation	N
VAR00001	.9677	.17813	62
VAR00002	.9032	.29806	62
VAR00003	.5323	.50303	62
VAR00004	.9677	.17813	62
VAR00005	.5645	.49987	62
VAR00006	.9677	.17813	62
VAR00007	.5645	.49987	62
VAR00008	.8710	.33797	62
VAR00009	.9032	.29806	62
VAR00010	.9032	.29806	62
VAR00011	.6613	.47713	62
VAR00012	.9194	.27451	62
VAR00013	.9355	.24768	62
VAR00014	.9355	.24768	62
VAR00015	.9032	.29806	62
VAR00016	.7903	.41040	62
VAR00017	.9355	.24768	62
VAR00018	.7258	.44975	62
VAR00019	.9839	.12700	62
VAR00020	.6774	.47128	62

VAR00021	.5645	.49987	62
VAR00022	.6774	.47128	62
VAR00023	.9677	.17813	62
VAR00024	.9516	.21633	62
VAR00025	.6935	.46478	62
VAR00026	.4516	.50172	62
VAR00027	.7419	.44114	62
VAR00028	.8710	.33797	62
VAR00029	.5161	.50382	62
VAR00030	.7742	.42153	62
VAR00031	.3871	.49106	62
VAR00032	.6935	.46478	62

Item Statistics

	Mean	Std. Deviation	N
VAR00033	.5323	.50303	62
VAR00034	.2742	.44975	62
VAR00035	.1613	.37080	62
VAR00036	.5161	.50382	62
VAR00037	.5968	.49455	62
VAR00038	.7581	.43175	62
VAR00039	.7903	.41040	62
VAR00040	.6613	.47713	62
VAR00041	.4194	.49748	62

VAR00042	.4194	.49748	62
VAR00043	.5323	.50303	62
VAR00044	.6129	.49106	62
VAR00045	.5000	.50408	62

Item-Total Statistics

	Scale Mean if Item Deleted	Scale Variance if Item Deleted	Corrected Item- Total Correlation	Cronbach's Alpha if Item Deleted
VAR00001	30.7097	42.209	-.037	.841
VAR00002	30.7742	40.473	.421	.835
VAR00003	31.1452	39.569	.369	.835
VAR00004	30.7097	41.521	.263	.838
VAR00005	31.1129	40.167	.275	.837
VAR00006	30.7097	41.619	.220	.839
VAR00007	31.1129	40.003	.301	.837
VAR00008	30.8065	40.749	.300	.837
VAR00009	30.7742	40.309	.465	.834
VAR00010	30.7742	40.965	.289	.837
VAR00011	31.0161	39.393	.423	.833
VAR00012	30.7581	40.809	.363	.836
VAR00013	30.7419	41.506	.185	.839
VAR00014	30.7419	40.785	.414	.835
VAR00015	30.7742	40.145	.509	.833

VAR00016	30.8871	40.364	.311	.836
VAR00017	30.7419	40.949	.362	.836
VAR00018	30.9516	40.309	.288	.837
VAR00019	30.6935	41.659	.294	.838
VAR00020	31.0000	39.574	.398	.834
VAR00021	31.1129	38.889	.484	.831
VAR00022	31.0000	39.738	.370	.835
VAR00023	30.7097	41.193	.408	.837
VAR00024	30.7258	40.825	.465	.835
VAR00025	30.9839	40.082	.316	.836
VAR00026	31.2258	39.358	.405	.834
VAR00027	30.9355	39.897	.370	.835
VAR00028	30.8065	40.454	.370	.835
VAR00029	31.1613	38.892	.479	.831
VAR00030	30.9032	40.023	.367	.835
VAR00031	31.2903	41.357	.088	.843

Item-Total Statistics

	Scale Mean if Item Deleted	Scale Variance if Item Deleted	Corrected Item-Total Correlation	Cronbach's Alpha if Item Deleted
VAR00032	30.9839	41.393	.092	.842
VAR00033	31.1452	42.454	-.084	.847
VAR00034	31.4032	41.556	.069	.842
VAR00035	31.5161	41.598	.088	.841

VAR00036	31.1613	41.383	.080	.843
VAR00037	31.0806	40.338	.251	.838
VAR00038	30.9194	40.436	.279	.837
VAR00039	30.8871	39.872	.408	.834
VAR00040	31.0161	38.869	.514	.831
VAR00041	31.2581	39.900	.320	.836
VAR00042	31.2581	39.768	.341	.835
VAR00043	31.1452	39.765	.337	.836
VAR00044	31.0645	40.324	.255	.838
VAR00045	31.1774	38.837	.488	.831

Scale Statistics

Mean	Variance	Std. Deviation	N of Items
31.6774	42.157	6.49281	45