



Daftar Saham untuk Penghitungan Indeks LQ45
Periode Agustus 2020 s.d. Januari 2021
(Lampiran Pengumuman BEI No. Peng- 00225/BEIPOP/07-2020 tanggal 24 Juli 2020)

No.	Kode	Nama Saham	Keterangan
1.	ACES	Ace Hardware Indonesia Tbk.	
2.	ADRO	Adaro Energy Tbk.	
3.	AKRA	AKR Corporindo Tbk.	
4.	ANTM	Aneka Tambang Tbk.	
5.	ASII	Astra International Tbk.	
6.	BBCA	Bank Central Asia Tbk.	
7.	BBNI	Bank Negara Indonesia (Persero) Tbk.	
8.	BBRI	Bank Rakyat Indonesia (Persero) Tbk.	
9.	BBTN	Bank Tabungan Negara (Persero) Tbk.	
10.	BMRI	Bank Mandiri (Persero) Tbk.	
11.	BSDE	Bumi Serpong Damai Tbk.	
12.	BTPS	Bank BTPN Syariah Tbk.	
13.	CPIN	Charoen Pokphand Indonesia Tbk.	
14.	CTRA	Ciputra Development Tbk.	
15.	ERAA	Erajaya Swasembada Tbk.	
16.	EXCL	XL Axiata Tbk.	
17.	GGRM	Gudang Garam Tbk.	
18.	HMSP	H.M. Sampoema Tbk.	
19.	ICBP	Indofood CBP Sukses Makmur Tbk.	
20.	INCO	Vale Indonesia Tbk.	
21.	INDF	Indofood Sukses Makmur Tbk.	
22.	INKP	Indah Kiat Pulp & Paper Tbk.	
23.	INTP	Indocement Tunggul Prakarsa Tbk.	
24.	ITMG	Indo Tambangraya Megah Tbk.	
25.	JPFA	Japfa Comfeed Indonesia Tbk.	
26.	JSMR	Jasa Marga (Persero) Tbk.	
27.	KLBF	Kalbe Farma Tbk.	
28.	MDKA	Merdeka Copper Gold Tbk.	Baru
29.	MIKA	Mitra Keluarga Karyasehat Tbk.	Baru
30.	MNCN	Media Nusantara Citra Tbk.	
31.	PGAS	Perusahaan Gas Negara Tbk.	
32.	PTBA	Bukit Asam Tbk.	
33.	PTPP	PP (Persero) Tbk.	
34.	PWON	Pakuwon Jati Tbk.	
35.	SCMA	Surya Citra Media Tbk.	
36.	SMGR	Semen Indonesia (Persero) Tbk.	
37.	SMRA	Summarecon Agung Tbk.	Baru
38.	SRIJ	Sri Rejeki Isman Tbk.	
39.	TBIG	Tower Bersama Infrastructure Tbk.	
40.	TKIM	Pabrik Kertas Tjiwi Kimia Tbk.	
41.	TLKM	Telekomunikasi Indonesia (Persero) Tbk.	
42.	TOWR	Sarana Menara Nusantara Tbk.	
43.	UNTR	United Tractors Tbk.	
44.	UNVR	Unilever Indonesia Tbk.	
45.	WIKA	Wijaya Karya (Persero) Tbk.	

Rekapitulasi Data Penelitian

No	Kode	Tahun	Likuiditas (X ₁)	Solvabilitas (X ₂)	Aktivitas (X ₃)	Profitabilitas (X ₄)	Nilai (Y)
1	AKRA	2019	1,237	1,127	0,827	0,033	1,575
2	ANTM	2019	1,448	0,665	1,084	0,006	1,113
3	ASII	2019	1,291	0,885	0,674	0,076	1,501
4	BSDE	2019	3,928	0,622	0,130	0,057	0,718
5	CTRA	2019	2,174	1,038	0,210	0,035	1,087
6	ERAA	2019	1,505	0,958	3,380	0,033	1,150
7	EXCL	2019	0,336	2,280	0,401	0,011	1,761
8	GGRM	2019	2,062	0,544	1,405	0,138	2,002
9	HMSP	2019	3,276	0,427	2,083	0,270	6,846
10	ICBP	2019	2,536	0,451	1,093	0,138	4,875
11	INDF	2019	1,272	0,775	0,796	0,061	1,284
12	INTP	2019	3,283	0,200	0,575	0,066	3,034
13	JPFA	2019	1,663	1,240	1,459	0,067	1,513
14	JSMR	2019	0,280	3,299	0,102	0,021	1,620
15	KLBF	2019	4,355	0,213	1,117	0,125	4,546
16	MIKA	2019	5,746	0,163	0,575	0,142	7,937
17	PTBA	2019	2,490	0,417	0,835	0,155	1,663
18	PTPP	2019	1,308	2,739	0,420	0,019	0,655
19	PWON	2019	2,859	0,442	0,276	0,124	1,517
20	SCMA	2019	3,599	0,224	0,822	0,156	3,796
21	SMGR	2019	1,361	1,296	0,506	0,030	2,100
22	SMRA	2019	1,237	1,586	0,243	0,025	1,534
23	TBIG	2019	0,527	4,589	0,152	0,028	5,046
24	TLKM	2019	0,715	0,887	0,613	0,125	3,354
25	TOWR	2019	0,542	2,158	0,233	0,085	4,688
26	UNTR	2019	1,560	0,828	0,756	0,100	1,314
27	UNVR	2019	0,653	2,909	2,079	0,358	60,672
28	WIKA	2019	1,395	2,232	0,438	0,042	0,929
29	AKRA	2020	1,576	0,770	1,162	0,051	1,209
30	ANTM	2020	1,211	0,667	0,863	0,036	2,442

31	ASII	2020	1,543	0,730	0,518	0,055	1,248
32	BSDE	2020	2,372	0,766	0,102	0,008	0,752
33	CTRA	2020	1,778	1,249	0,206	0,035	1,047
34	ERAA	2020	1,467	0,971	3,043	0,060	1,234
35	EXCL	2020	0,402	2,540	0,384	0,005	1,527
36	GGRM	2020	2,912	0,336	1,464	0,098	1,348
No	Kode	Tahun	Likuiditas (X₁)	Solvabilitas (X₂)	Aktivitas (X₃)	Profitabilitas (X₄)	Nilai (Y)
37	HMSP	2020	2,454	0,643	1,861	0,173	5,789
38	ICBP	2020	2,258	1,059	0,450	0,072	2,219
39	INDF	2020	1,373	1,061	0,501	0,054	0,760
40	INTP	2020	2,917	0,233	0,519	0,066	2,403
41	JPFA	2020	1,955	1,274	1,424	0,047	1,505
42	JSMR	2020	0,717	3,201	0,084	0,000	1,356
43	KLBF	2020	4,116	0,235	1,024	0,124	3,796
44	MIKA	2020	5,460	0,155	0,537	0,145	7,049
45	PTBA	2020	2,160	0,420	0,720	0,100	1,911
46	PTPP	2020	1,212	2,818	0,296	0,005	0,826
47	PWON	2020	1,981	0,503	0,150	0,042	1,396
48	SCMA	2020	2,340	0,737	0,754	0,170	8,686
49	SMGR	2020	1,353	1,138	0,451	0,034	2,067
50	SMRA	2020	1,422	1,743	0,202	0,010	1,278
51	TBIG	2020	0,234	2,925	0,146	0,029	3,969
52	TLKM	2020	0,673	1,043	0,553	0,120	2,712
53	TOWR	2020	0,416	2,363	0,217	0,083	4,809
54	UNTR	2020	2,110	0,580	0,605	0,056	1,571
55	UNVR	2020	0,661	3,159	2,093	0,349	56,792
56	WIKA	2020	1,086	3,089	0,243	0,005	1,069

Output SPSS 26 Regresi Sebelum Pandemi Covid (2019)**Regression
Variables Entered/Removed^a**

Model	Variables Entered	Variables Removed	Method
1	X4, X2, X3, X1 ^b	.	Enter

a. Dependent Variable: Y

b. All requested variables entered.

Model Summary

Model	R	R Square	Adjusted R Square	Std. Error of the Estimate
1	,852 ^a	,726	,679	6,318609

a. Predictors: (Constant), X4, X2, X3, X1

ANOVA^a

Model		Sum of Squares	Df	Mean Square	F	Sig.
1	Regression	2434,938	4	608,734	15,247	,000 ^b
	Residual	918,271	23	39,925		
	Total	3353,209	27			

a. Dependent Variable: Y

b. Predictors: (Constant), X4, X2, X3, X1

Coefficients^a

Model		Unstandardized Coefficients		Standardized Coefficients	t	Sig.
		B	Std. Error	Beta		
1	(Constant)	-10,990	4,812		-2,284	,032
	X1	-,470	1,333	-,056	-,353	,728
	X2	4,290	1,601	,422	2,680	,013
	X3	1,569	1,957	,102	,802	,431
	X4	109,168	17,866	,786	6,110	,000

a. Dependent Variable: Y

Output SPSS 26 Regresi Saat Pandemi Covid (2020)

Regression

Variables Entered/Removed^a

Model	Variables Entered	Variables Removed	Method
1	X4, X2, X3, X1 ^b	.	Enter

a. Dependent Variable: Y

b. All requested variables entered.

Model Summary

Model	R	R Square	Adjusted R Square	Std. Error of the Estimate
1	,923 ^a	,853	,827	4,352250

a. Predictors: (Constant), X4, X2, X3, X1

ANOVA^a

Model		Sum of Squares	df	Mean Square	F	Sig.
1	Regression	2518,148	4	629,537	33,235	,000 ^b
	Residual	435,668	23	18,942		
	Total	2953,815	27			

a. Dependent Variable: Y


b. Predictors: (Constant), X4, X2, X3, X1

Coefficients^a

Model		Unstandardized Coefficients		Standardized Coefficients	T	Sig.
		B	Std. Error	Beta		
1	(Constant)	-8,954	3,540		-2,529	,019
	X1	-,492	1,099	-,053	-,448	,658
	X2	3,920	1,239	,374	3,163	,004
	X3	,023	1,468	,002	,016	,988
	X4	125,474	14,135	,876	8,877	,000

a. Dependent Variable: Y

16 MAR 2021



UNIVERSITAS 17 AGUSTUS 1945 (UNTAG) SURABAYA
FAKULTAS EKONOMI DAN BISNIS

Kampus: Jl. Semolowaru 45 Surabaya 60118, Telp (031) 5925289, 081216781170 E-mail: feb@untag-sby.ac.id

SEMESTER
Gasal / Genap
2020 / 2021


KARTU BIMBINGAN SKRIPSI









Nama Mahasiswa / NBI : ALEN SALAY

Nama Pembimbing : Dr. Nekky R, MM

Judul Skripsi : PENGARUH RASIO LIKUIDITAS, SOLVABILITAS, AKTIVITAS DAN PROFITABILITAS TERHADAP NILAI PERUSAHAAN PADA PERUSAHAAN LG4S DIBURSA EFEK INDONESIA SEBELUM DAN SAAT PENDEMI COVID

Mulai Program Skripsi : Semester 8 Thn. Ak. 2021 Selesai Bimbingan Tanggal 8 Juni



No.	HARI / TANGGAL	KONSENTRASI		PARAF
		BAB / HAL	KETERANGAN REVISI	
1.	23-03-21	Judul	ACC	
2.	05-04-21	BAB I	- Tambahkan Data Nilai perusahaan LG4S selama 2015-2019 di bentuk tabel dan grafik	
		BAB II	- Tambah pengertian Manajemen	
			- Hubungan antara variabel diteliti setelah teori	
			- sub Bab 2.2 penelitian terdahulu	
			- sub Bab 2.3 hipotesis	
		BAB III	- sesuaikan buku petunjuk "1" sampai cari dasarnya	
3.	06-05-21	BAB IV	- Tambah sahsah Analisis Deskriptif	
4.	04-06-21	BAB IV	- Analisis Deskriptif	
		BAB V	- simpulan	


Perpanjangan I _____

Semester : _____

Th. Ak. : _____

Paraf Kujur : _____

Surabaya, 8 Juni 2021


Dr. Nekky R, MM
 (Nama dan tanda tangan Pembimbing)

Lampiran 5

PENGARUH RASIO LUKUIDITAS, SOLVABILITAS, AKTIVITAS, DAN PROFITABILITAS MENGENAI SKALA PERUSAHAAN PADA PERUSAHAAN LQ45 DI BEI SEBELUM DAN SAAT PANDEMI COVID 19

ORIGINALITY REPORT

18%

SIMILARITY INDEX

13%

INTERNET SOURCES

4%

PUBLICATIONS

13%

STUDENT PAPERS

PRIMARY SOURCES

1	Submitted to Universitas 17 Agustus 1945 Surabaya Student Paper	10%
2	jurnalmahasiswa.stiesia.ac.id Internet Source	1%
3	repositori.umsu.ac.id Internet Source	1%
4	docobook.com Internet Source	1%
5	www2.deloitte.com Internet Source	<1%
6	Submitted to Universitas Islam Majapahit Student Paper	<1%
7	repository.ub.ac.id Internet Source	<1%
8	www.trijurnal.lemlit.trisakti.ac.id Internet Source	<1%