

**LAMPIRAN 1. Measurement Model Specification**

**Manifest Variabel Scores (Original)**

DAR	DER	Dewan Direksi	Dewan Komisaris	Komite Audit	Ln (Total Aktiva)	Proporsi KomInd	ROA	ROE
0.383900	0.623200	6.000000	4.000000	5.000000	13.480000	0.500000	0.004500	0.007400
0.348800	0.535700	6.000000	1.000000	3.000000	13.070000	2.000000	-0.285700	-0.438700
0.658500	1.928700	3.000000	2.000000	3.000000	12.430000	0.500000	0.017700	0.051900
0.484300	0.939000	3.000000	2.000000	3.000000	12.360000	0.500000	-0.019700	-0.038100
0.167200	0.200700	4.000000	7.000000	4.000000	13.470000	0.400000	-0.007000	-0.008400
0.489000	0.957000	8.000000	2.000000	3.000000	12.700000	1.000000	0.116300	0.227600
0.620100	1.632000	3.000000	1.000000	2.000000	13.100000	1.000000	0.017300	0.045400
0.495700	0.982800	2.000000	1.000000	3.000000	12.310000	1.000000	0.016100	0.031900
0.489600	0.959300	5.000000	4.000000	4.000000	13.080000	0.500000	0.042300	0.082900
0.327700	0.487400	3.000000	2.000000	3.000000	11.850000	0.500000	0.063500	0.094500
0.427000	0.745200	6.000000	4.000000	5.000000	13.510000	0.500000	0.050800	0.088700
0.248700	0.331100	5.000000	1.000000	3.000000	13.000000	2.000000	-0.149700	-0.199300
0.541200	1.179500	3.000000	2.000000	3.000000	12.510000	0.500000	0.202300	0.441000
0.594600	1.466900	3.000000	2.000000	3.000000	12.420000	0.500000	-0.035200	-0.086900

0.144700	0.169200	4.000000	4.000000	4.000000	13.500000	0.500000	0.027500	0.032100
0.470900	0.889900	8.000000	4.000000	3.000000	13.060000	0.500000	0.072500	0.137100
0.596100	1.476000	5.000000	1.000000		13.120000	1.000000	0.020900	0.051800
0.497900	0.991600	2.000000	1.000000	3.000000	12.280000	1.000000	-0.036500	-0.072600
0.596100	1.475600	5.000000	4.000000	4.000000	13.180000	0.500000	0.008700	0.021500
0.553500	1.239900	3.000000	2.000000	3.000000	12.120000	0.500000	0.083600	0.187300
0.399500	0.665200	6.000000	6.000000	4.000000	13.480000	0.300000	0.006400	0.010700
0.270200	0.370300	5.000000	1.000000	4.000000	13.000000	2.000000	0.001800	0.002400
0.478400	0.917100	4.000000	3.000000	3.000000	12.590000	0.700000	0.170300	0.326500
0.632600	1.722200	3.000000	2.000000	3.000000	12.420000	0.500000	-0.038000	-0.103500
0.126400	0.144700	6.000000	4.000000	4.000000	13.490000	0.300000	0.025800	0.029600
0.448900	0.814500	8.000000	3.000000	3.000000	13.120000	0.700000	0.072800	0.132100
0.643100	1.801700	3.000000	1.000000	2.000000	13.140000	1.000000	0.004200	0.011800
0.538200	1.165400	2.000000	1.000000	3.000000	12.220000	1.000000	-0.111800	-0.242000
0.741700	2.872100	8.000000	6.000000	4.000000	13.310000	0.700000	-0.030000	-0.116200
0.453600	0.830200	4.000000	2.000000	3.000000	12.160000	0.500000	0.125100	0.229000

**LAMPIRAN 2. Deskripsi Good Corporate Governance**

Nama Perusahaan	Tahun	Proporsi Komisaris Independen			Komite Audit
		Dewan Komisaris	Komisaris Independen	Total Prop. KomInd	
ANTM	2017	4	2	0.50	5
	2018	4	2	0.50	5
	2019	6	2	0.33	4
BRMS	2017	2	2	1.00	3
	2018	2	2	1.00	3
	2019	2	2	1.00	4
CITA	2017	2	1	0.50	3
	2018	2	1	0.50	3
	2019	3	2	0.67	3
DKFT	2017	2	1	0.50	3
	2018	2	1	0.50	3
	2019	2	1	0.50	3
INCO	2017	7	3	0.43	4
	2018	4	2	0.50	4
	2019	4	1	0.25	4
MDKA	2017	2	2	1.00	3
	2018	4	2	0.50	3
	2019	3	2	0.67	3
PSAB	2017	1	1	1.00	2
	2018	1	1	1.00	0
	2019	1	1	1.00	2
SMRU	2017	1	1	1.00	3
	2018	1	1	1.00	3
	2019	1	1	1.00	3
TINS	2017	4	2	0.50	4
	2018	4	2	0.50	4
	2019	6	4	0.67	4

<b>Nama Perusahaan</b>	<b>Tahun</b>	<b>Proporsi Komisaris Independen</b>			<b>Komite Audit</b>
		<b>Dewan Komisaris</b>	<b>Komisaris Independen</b>	<b>Total Prop. KomInd</b>	
ZINC	2017	2	1	0.50	3
	2018	2	1	0.50	3
	2019	2	1	0.50	3

### LAMPIRAN 3. Deskripsi Struktur Modal

No	Nama Perusahaan	Tahun	Total Hutang	Total Aset	Total Ekuitas	DAR	DER
1	ANTM	2017	Rp 11,523,869,935,000	Rp 30,014,273,452,000	Rp 18,490,403,517,000	0.38	0.62
		2018	Rp 13,746,984,554,000	Rp 32,195,350,845,000	Rp 18,448,366,291,000	0.43	0.75
		2019	Rp 12,061,488,555,000	Rp 30,194,907,730,000	Rp 18,133,419,175,000	0.40	0.67
2	BRMS	2017	Rp 4,095,666,805,992	Rp 11,740,979,248,704	Rp 7,645,312,442,712	0.35	0.54
		2018	Rp 2,470,607,409,160	Rp 9,933,102,671,540	Rp 7,462,495,262,380	0.25	0.33
		2019	Rp 2,675,774,711,791	Rp 9,901,490,440,005	Rp 7,225,715,728,213	0.27	0.37
3	CITA	2017	Rp 1,763,755,821,001	Rp 2,678,250,712,668	Rp 914,494,891,667	0.66	1.93
		2018	Rp 1,768,872,308,186	Rp 3,268,567,743,522	Rp 1,499,695,435,336	0.54	1.18
		2019	Rp 1,847,122,969,502	Rp 3,861,308,057,131	Rp 2,014,185,087,629	0.48	0.92
4	DKFT	2017	Rp 1,098,118,585,225	Rp 2,267,555,826,969	Rp 1,169,437,241,744	0.48	0.94
		2018	Rp 1,579,641,908,492	Rp 2,656,465,232,390	Rp 1,076,823,323,898	0.59	1.47
		2019	Rp 1,679,845,315,813	Rp 2,655,274,236,534	Rp 975,428,920,721	0.63	1.72
5	INCO	2017	Rp 4,947,621,216,000	Rp 29,596,405,332,000	Rp 24,648,784,116,000	0.17	0.20
		2018	Rp 4,583,265,500,000	Rp 31,671,259,760,000	Rp 27,087,994,260,000	0.14	0.17
		2019	Rp 3,902,166,325,200	Rp 30,866,379,348,480	Rp 26,964,213,023,280	0.13	0.14
6	MDKA	2017	Rp 2,457,069,547,620	Rp 5,024,566,729,752	Rp 2,567,497,182,132	0.49	0.96
		2018	Rp 5,401,936,803,100	Rp 11,472,498,855,640	Rp 6,070,562,052,540	0.47	0.89
		2019	Rp 5,929,854,777,935	Rp 13,210,014,624,455	Rp 7,280,159,846,519	0.45	0.81

No	Nama Perusahaan	Tahun	Total Hutang	Total Aset	Total Ekuitas	DAR	DER
7	PSAB	2017	Rp 7,738,964,144,292	Rp 12,481,094,227,764	Rp 4,742,130,083,472	0.62	1.63
		2018	Rp 7,850,327,730,600	Rp 13,168,982,734,940	Rp 5,318,655,004,340	0.60	1.48
		2019	Rp 8,851,391,756,300	Rp 13,764,179,331,925	Rp 4,912,787,575,626	0.64	1.80
8	SMRU	2017	Rp 1,006,572,680,604	Rp 2,030,778,881,089	Rp 1,024,206,200,485	0.50	0.98
		2018	Rp 950,168,275,134	Rp 1,908,386,848,248	Rp 958,218,573,114	0.50	0.99
		2019	Rp 901,770,129,259	Rp 1,675,570,667,301	Rp 773,800,538,042	0.54	1.17
9	TINS	2017	Rp 5,814,816,000,000	Rp 11,876,309,000,000	Rp 6,061,493,000,000	0.49	0.96
		2018	Rp 9,072,333,000,000	Rp 15,220,685,000,000	Rp 6,148,352,000,000	0.60	1.48
		2019	Rp 15,102,873,000,000	Rp 20,361,278,000,000	Rp 5,258,405,000,000	0.74	2.87
10	ZINC	2017	Rp 233,362,906,820	Rp 712,173,968,096	Rp 478,811,061,276	0.33	0.49
		2018	Rp 729,208,535,072	Rp 1,317,346,611,770	Rp 588,138,076,698	0.55	1.24
		2019	Rp 648,343,183,551	Rp 1,429,301,171,225	Rp 780,957,987,674	0.45	0.83

**LAMPIRAN 4. Deskripsi Ukuran Perusahaan**

No.	Nama Perusahaan	Tahun	Total Aktiva	Ln (Total Aktiva)	Log10
1	ANTM	2017	Rp 30,014,273,452,000	31.03	13.48
		2018	Rp 32,195,350,845,000	31.10	13.51
		2019	Rp 30,194,907,730,000	31.04	13.48
2	BRMS	2017	Rp 11,740,979,248,704	30.09	13.07
		2018	Rp 9,933,102,671,540	29.93	13.00
		2019	Rp 9,901,490,440,005	29.92	13.00
3	CITA	2017	Rp 2,678,250,712,668	28.62	12.43
		2018	Rp 3,268,567,743,522	28.82	12.51
		2019	Rp 3,861,308,057,131	28.98	12.59
4	DKFT	2017	Rp 2,267,555,826,969	28.45	12.36
		2018	Rp 2,656,465,232,390	28.61	12.42
		2019	Rp 2,655,274,236,534	28.61	12.42
5	INCO	2017	Rp 29,596,405,332,000	31.02	13.47
		2018	Rp 31,671,259,760,000	31.09	13.50
		2019	Rp 30,866,379,348,480	31.06	13.49
6	MDKA	2017	Rp 5,024,566,729,752	29.25	12.70
		2018	Rp 11,472,498,855,640	30.07	13.06
		2019	Rp 13,210,014,624,455	30.21	13.12
7	PSAB	2017	Rp 12,481,094,227,764	30.16	13.10
		2018	Rp 13,168,982,734,940	30.21	13.12
		2019	Rp 13,764,179,331,925	30.25	13.14
8	SMRU	2017	Rp 2,030,778,881,089	28.34	12.31
		2018	Rp 1,908,386,848,248	28.28	12.28
		2019	Rp 1,675,570,667,301	28.15	12.22
9	TINS	2017	Rp 11,876,309,000,000	30.11	13.07
		2018	Rp 15,220,685,000,000	30.35	13.18
		2019	Rp 20,361,278,000,000	30.64	13.31
10	ZINC	2017	Rp 712,173,968,096	27.29	11.85
		2018	Rp 1,317,346,611,770	27.91	12.12
		2019	Rp 1,429,301,171,225	27.99	12.16

## LAMPIRAN 5. Deskripsi Kinerja Keuangan

No	Nama Perusahaan	Tahun	Laba Bersih	Total Aktiva	Total Ekuitas	ROA	%	ROE	%
1	ANTM	2017	Rp 136,503,269,000	Rp 30,014,273,452,000	Rp 18,490,403,517,000	0.0045	0.45	0.0074	0.74
		2018	Rp 1,636,002,591,000	Rp 32,195,350,845,000	Rp 18,448,366,291,000	0.0508	5.08	0.0887	8.87
		2019	Rp 193,852,031,000	Rp 30,194,907,730,000	Rp 18,133,419,175,000	0.0064	0.64	0.0107	1.07
2	BRMS	2017	-Rp 3,353,928,532,668	Rp 11,740,979,248,704	Rp 7,645,312,442,712	-0.2857	-28.57	-0.4387	-43.87
		2018	-Rp 1,487,478,603,340	Rp 9,933,102,671,540	Rp 7,462,495,262,380	-0.1497	-14.97	-0.1993	-19.93
		2019	Rp 17,563,185,486	Rp 9,901,490,440,005	Rp 7,225,715,728,213	0.0018	0.18	0.0024	0.24
3	CITA	2017	Rp 47,493,344,496	Rp 2,678,250,712,668	Rp 914,494,891,667	0.0177	1.77	0.0519	5.19
		2018	Rp 661,324,058,495	Rp 3,268,567,743,522	Rp 1,499,695,435,336	0.2023	20.23	0.4410	44.10
		2019	Rp 657,718,925,237	Rp 3,861,308,057,131	Rp 2,014,185,087,629	0.1703	17.03	0.3265	32.65
4	DKFT	2017	-Rp 44,593,748,354	Rp 2,267,555,826,969	Rp 1,169,437,241,744	-0.0197	-1.97	-0.0381	-3.81
		2018	-Rp 93,547,077,149	Rp 2,656,465,232,390	Rp 1,076,823,323,898	-0.0352	-3.52	-0.0869	-8.69
		2019	-Rp 100,929,851,760	Rp 2,655,274,236,534	Rp 975,428,920,721	-0.0380	-3.80	-0.1035	-10.35
5	INCO	2017	-Rp 206,891,508,000	Rp 29,596,405,332,000	Rp 24,648,784,116,000	-0.0070	-0.70	-0.0084	-0.84
		2018	Rp 870,162,560,000	Rp 31,671,259,760,000	Rp 27,087,994,260,000	0.0275	2.75	0.0321	3.21
		2019	Rp 797,111,504,000	Rp 30,866,379,348,480	Rp 26,964,213,023,280	0.0258	2.58	0.0296	2.96



No	Nama Perusahaan	Tahun	Laba Bersih	Total Aktiva	Total Ekuitas	ROA	%	ROE	%
6	MDKA	2017	Rp 584,367,482,664	Rp 5,024,566,729,752	Rp 2,567,497,182,132	0.1163	11.63	0.2276	22.76
		2018	Rp 832,134,563,720	Rp 11,472,498,855,640	Rp 6,070,562,052,540	0.0725	7.25	0.1371	13.71
		2019	Rp 961,722,709,065	Rp 13,210,014,624,455	Rp 7,280,159,846,519	0.0728	7.28	0.1321	13.21
7	PSAB	2017	Rp 215,386,266,576	Rp 12,481,094,227,764	Rp 4,742,130,083,472	0.0173	1.73	0.0454	4.54
		2018	Rp 275,339,051,180	Rp 13,168,982,734,940	Rp 5,318,655,004,340	0.0209	2.09	0.0518	5.18
		2019	Rp 58,087,487,245	Rp 13,764,179,331,925	Rp 4,912,787,575,626	0.0042	0.42	0.0118	1.18
8	SMRU	2017	Rp 32,700,067,037	Rp 2,030,778,881,089	Rp 1,024,206,200,485	0.0161	1.61	0.0319	3.19
		2018	-Rp 69,562,072,768	Rp 1,908,386,848,248	Rp 958,218,573,114	-0.0365	-3.65	-0.0726	-7.26
		2019	-Rp 187,289,498,478	Rp 1,675,570,667,301	Rp 773,800,538,042	-0.1118	-11.18	-0.2420	-24.20
9	TINS	2017	Rp 502,417,000,000	Rp 11,876,309,000,000	Rp 6,061,493,000,000	0.0423	4.23	0.0829	8.29
		2018	Rp 132,285,000,000	Rp 15,220,685,000,000	Rp 6,148,352,000,000	0.0087	0.87	0.0215	2.15
		2019	Rp (611,284,000,000)	Rp 20,361,278,000,000	Rp 5,258,405,000,000	-0.0300	-3.00	-0.1162	-11.62
10	ZINC	2017	Rp 45,240,525,693	Rp 712,173,968,096	Rp 478,811,061,276	0.0635	6.35	0.0945	9.45
		2018	Rp 110,152,209,336	Rp 1,317,346,611,770	Rp 588,138,076,698	0.0836	8.36	0.1873	18.73
		2019	Rp 178,831,833,792	Rp 1,429,301,171,225	Rp 780,957,987,674	0.1251	12.51	0.2290	22.90

### LAMPIRAN 6. PLS *Quality Criteria Overview*

	<b>AVE</b>	<b>Composite Reliability</b>	<b>R Square</b>	<b>Cronbach's Alpha</b>	<b>Communality</b>	<b>Redundancy</b>
<b>Good Corporate Governance</b>	1.000000	1.000000		1.000000	1.000000	
<b>Kinerja Keuangan</b>	0.991503	0.995733	0.306267	0.991475	0.991503	0.278766
<b>Struktur Modal</b>	0.945197	0.971804		0.964774	0.945197	
<b>Ukuran Perusahaan</b>	1.000000	1.000000		1.000000	1.000000	

### LAMPIRAN 7. *Latent Variabel Correlations*

	<b>Good Corporate Governance</b>	<b>Kinerja Keuangan</b>	<b>Struktur Modal</b>	<b>Ukuran Perusahaan</b>
<b>Good Corporate Governance</b>	1.000000			
<b>Kinerja Keuangan</b>	-0.533277	1.000000		
<b>Struktur Modal</b>	-0.136485	0.095667	1.000000	
<b>Ukuran Perusahaan</b>	0.003400	-0.147420	-0.325265	1.000000

## LAMPIRAN 8. Kartu Bimbingan



UNIVERSITAS 17 AGUSTUS 1945 (UNTAG) SURABAYA  
FAKULTAS EKONOMI DAN BISNIS

Kampus: Jl. Semolowaru 45 Surabaya 60118, Telp (031) 5925289, 081216711170



SEMESTER  
Gasal / Genap

2020 / 2021

### KARTU BIMBINGAN SKRIPSI

Nama Mahasiswa / NBI : Aliyaturresyida / 1221700101  
 Nama Pembimbing : Drs. Meiril Hardi, MM  
 Judul Skripsi : Pengaruh Corporate Governance, Struktur Modal  
 dan Ukuran Perusahaan terhadap Kinerja Keuangan  
 Perusahaan Sektor Pertambangan terdaftar di Bursa Efek Indonesia 2017-2019  
 Mulai Program Skripsi : Semester 8 Thn. Ak. 2021 Selesai Bimbingan Tanggal.....




No.	HARI / TANGGAL	KONSENTRASI		PARAF
		BAB / HAL	KETERANGAN REVISI	
1.	15 Maret 2021	Judul	Pengajuan Judul / Revisi	Mis
2.	17 Maret 2021	—	ACC Judul	the
3.	18 Maret 2021	—	Pengajuan Perubahan Judul	Mis
4.	23 Maret 2021	—	Revisi, Penelitian terdahulu tidak ada,	Mis
		—	Pengajuan judul ulang	Mis
5.	26 Maret 2021	—	ACC Judul	Mis
6.	05 Mei 2021	Bab I - II	Pengajuan Proposal (BAB I & BAB II)	Mis
7.	03 Juni 2021	—	Revisi	Mis
8.	09 Juni 2021	—	ACC	Mis
9.	18 Juni 2021	Abstract	ACC	Mis

Perpanjangan I \_\_\_\_\_  
 Semester : \_\_\_\_\_  
 Th. Ak. : \_\_\_\_\_  
 Paraf Kajur : \_\_\_\_\_

Surabaya, 18/6/2021

( Nama dan tanda tangan Pembimbing )

## LAMPIRAN 9. Surat Permohonan Izin Riset Penelitian

		<p><b>YAYASAN PERGURUAN 17 AGUSTUS 1945 SURABAYA</b>  <b>UNIVERSITAS 17 AGUSTUS 1945 (UNTAG) SURABAYA</b>  <b>FAKULTAS EKONOMI DAN BISNIS</b></p>	<p>TERAKREDITASI          TERAKREDITASI          TERAKREDITASI          TERAKREDITASI          TERAKREDITASI</p>
		<p>PROGRAM STUDI MANAJEMEN (S1)          PROGRAM STUDI AKUNTANSI (S1)          PROGRAM STUDI EKONOMI PEMBANGUNAN (S1)          PROGRAM STUDI MAGISTER MANAJEMEN (S2)          PROGRAM STUDI DOKTOR ILMU EKONOMI (S3)</p>	
		<p>Kampus: Jl. Semolowaru 45 Surabaya 60118, Telp (031) 5931800 Ext 140 , 141, E-mail: <a href="mailto:feb@untag-sby.ac.id">feb@untag-sby.ac.id</a></p>	
<hr/>			
Nomor	: 1187/K/FEB/VI/2021		
Lampiran	: -		
Perihal	: <b>Permohonan Ijin Untuk Mengadakan Penelitian</b>		
<hr/>			
Kepada	: Yth. Bapak/Ibu Pimpinan Bursa Efek Indonesia www.idx.co.id		
	<p><b>Dengan hormat,</b>          Sebagai salah satu persyaratan untuk menyelesaikan studi pada Program Strata 1, maka mahasiswa diwajibkan untuk menyusun dan mempertahankan skripsi sebagai hasil penerapan pelajaran teori serta praktek yang diperoleh berdasarkan penelitian. Sehubungan dengan hal tersebut, maka dengan ini kami mohon perkenan Bapak / Ibu untuk memberikan ijin kepada mahasiswa :</p>		
Nama	: Aliyaturosyida		
N. P. M	: 1221700101		
Fakultas / Program Studi	: Ekonomi dan Bisnis / Akuntansi		
Alamat	: Jalan Kedung Turi Besar No. 30 Surabaya Telp./Hp. 082131331543		
	<p>Guna melakukan penelitian pada :          BURSA EFEK INDONESIA          untuk memperoleh data sesuai dengan Skripsi yang sedang disusunnya dengan judul          "PENGARUH CORPORATE GOVERNANCE, STRUKTUR MODAL DAN UKURAN PERUSAHAAN TERHADAP KINERJA KEUANGAN PERUSAHAAN SEKTOR PERTAMBANGAN TERDAFTAR DI BURSA EFEK INDONESIA 2017-2019"</p>		
	<p>Demikian permohonan kami, atas perhatiannya kami sampaikan terima kasih.</p>		
	<p>Surabaya, 21 Juni 2021</p> 		
	 Dr. Slamet Riyadi, MSi., Ak. CA NPP. 20220.93.0319		